

**MEDICAL COUNCIL OF INDIA**  
**ASSESSMENT FORM FOR \_\_\_\_\_ - MBBS ADMISSIONS REPORT**  
**(INCREASE IN ADMISSION CAPACITY FROM \_\_\_\_ TO \_\_\_\_)**

Verification of Compliance  
 Part - A-III (2019-20)  
 (to be filled by the Assessors)

Dy NO- 106936  
 07.05.2019

1.1 1. Type of Assessment

U/S 10A-regular/compliance: Letter of Permission ( ), 1st renewal ( ), 2<sup>nd</sup> renewal (  ), 3<sup>rd</sup> renewal ( ), 4<sup>th</sup> renewal ( )

U/S 10A-Increase Admission Capacity: Regular/Compliance: Letter of Permission ( ), 1st renewal ( ), 2<sup>nd</sup> renewal ( ), 3<sup>rd</sup> renewal ( ), 4<sup>th</sup> renewal ( )

U/S 11- Recognition - Regular/Compliance

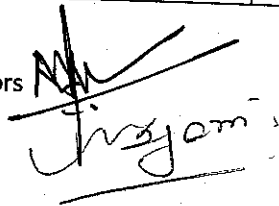
Continuation of Recognition - Regular / Compliance ( )

Any Other: \_\_\_\_\_

2.


Name of the Institution	:	Venkateshwara Institute of Medical Sciences
Address	:	NH-24, Rajabpur, Gajraula, District- Amroha, U.P-244 236

Signature of Assessors



Date 03 May 2019

Signature of Dean/Principal




Telephone No.	:	+91 5922258302, +91 7351771100, +91 9557813153		
E-mail	:	registrar@svu.edu.in , deanmedical@svu.edu.in		
College Website :		vimshospital.edu.in		
Council Letter No. & Date	:	MCI-34 (41) (R-78)/2018-Med./101817 dated 04.04.2019		
Assessment Date:	03.05.2019	Last Assessment Date :	21 & 22/01/2019	
PG Courses	:	Nil		

### 3. Particulars of Assessors


Name of the Assessors	Correspondence Address	Contact No.	Email
Dr. Srinivasaragavan	Professor and Head Department of Forensic Medicine & Toxicology ESIC Medical College & PGIMSR KK Nagar, Chennai.	Cell 9381064840	ragavan6464@gmail.com
Dr. Mohan A. Joshi	Professor and Head Department of Surgery, L.T.M. Medical College, Sion, Mumbai 400022	Cell 9869240835 R- 022 24071395 Office-022-24042095	mohansion@gmail.com

Signature of Assessors



Date 03 May 2019


Signature of Dean/Principal



**4. Verification of compliance submitted by institute:**


Sr. No.	Deficiencies reported from GOI/MCI	Compliance done by College	Remarks of the Assessors after the assessment
1.	Deficiency of Faculty - 18.8% (22/117)	Deficiency rectified. Please see <b>Annexure-1</b> (Full Faculty List)	No Deficiencies
2.	Deficiency of Residents- 16.66% (11/66)	Deficiency rectified. Please see <b>Annexure-2</b> (Full list of Residents- JRs & SRs)	No Deficiencies
3.	Bed occupancy 30% (140/410) at 10.00 AM.	Deficiency rectified. Please see <b>Annexure-3</b> (Ward wise Census & Ward wise IPD Data on 22/04/2019),	On the day of Inspection total number of patient in the hospital were 393. Average for last 1 month is 92%
4.	No workshop has been conducted by MEU.	Workshop conducted & deficiency rectified. Please see <b>Annexure-4</b> (Schedule of Workshops) <b>Annexure-5</b> (Workshop details along with Sample Participation Certificates).	The MEU and MET workshops were conducted on 21.2.2019 and 28.2.2019. The details of Photographs and certificates are there in hard copy submitted by the college.
5.	None of the faculty has undergone basic course workshop in MET at the allocated MCI regional center.	Deficiency rectified. Please see <b>Annexure-6</b> (Copy of Certificates of Participation -Workshop in MET).	Recently 16 people have attended workshop in Maulana Azad Medical College New Delhi on 13.02.2019, 16.02.2019, 23.03.2018, 01.12.2018.
6.	One lecture theatre in college and one LT in Hospital are not	Deficiency rectified. Please see <b>Annexure-7</b> (Photograph of Lecture Theatre available in the Medical College)	Three Lecture Theatres available in medical college building, One new Lecture Theatre constructed in Hospital

Signature of Assessors




Date 03 May 2019

Signature of Dean/Principal



	available.	<b>Annexure-8</b> (Photograph of Lecture Theatre in the Hospital).	Building. Infrastructure verified.
7.	Biometric devices not installed in the college.	Installed but not working - pending from Vendor of MCI. <b>Annexure-9</b> (Photographs of installed Biometric devices & updated letter received from MCI dated on 12.04.2019 & communication to Project Manager MCI).	Biometric devices are installed in the hospital building and also in college building. The vendor of MCI need to make them functional. Relevant communications by mail were appended.
8.	Separate dressing room for females in ortho - not available.	Available & deficiency rectified. Please see the <b>Annexure-10</b> (Photographs of Separate dressing room for females in Ortho).	Separate dressing room for male and female are available in hospital building in OPD. Verified.
9.	No special clinics available in Paediatric and Gyna, Obst OPD.	Available & Deficiency rectified. Please see <b>Annexure-11</b> (Photographs of Special Clinics in Paediatric and Gyne, Obst OPD).	Antenatal clinic, vaccination clinic, Neonatal clinic are available in Gynec OPD and Pediatric OPD. Verified.
10.	No of major surgery only 1 and no of deliveries and cesarian section - Nil.	Deficiency rectified. Please see <b>Annexure-12</b> (Copy of relevant record of OT Register).	Around 6-7 surgeries in General Surgery and total number of average major surgeries are around 15 per day and 6-7 deliveries in Gynecology are done on a regular basis, about 01 caesarian is performed per day. Verified from OT books and records.
11.	No CT scan, Ba, IVP etc (IPD), Serology, histopath and cytopath (IPD) done.	Deficiency rectified. Please see <b>Annexure-13</b> (Data pertaining to CT scan, Ba, IVP etc (IPD), Serology, histopath and cytopath (IPD) for February & March, 2019) <b>Annexure-14</b> (Photograph of Histopath, Serology & Cytology Labs).	About 5-6 CT scan are done per day, facility for Ba study and IVP etc are there in the hospital. Serology facilities are available in the Microbiology department. Histopathology and cytopathology are done in pathology department 3-5 cytology specimens and


Signature of Assessors



Date


03 May 2019

Signature of Dean/Principal



			5-10 histopathology reports are done regularly per day. Verified from record.
12.	No Separate beds for OBGY in casualty.	Available & deficiency rectified. Please see the <b>Annexure-15</b> (Photographs of OBGY & Casualty Blocks).	2 seprate beds are identified and isolated in casualty for OBGY. Verified.
13.	USG not available in casualty	Available & deficiency rectified. Please see <b>Annexure-16</b> (Photographs of USG machine & <b>Annexure-17</b> (Purchase Bill of USG machine dated 30.05.2013 & 04.06.2013).	USG machine is available in the casualty. Verified.
14.	OT for septic cases - not available	Available & deficiency rectified. Please see the <b>Annexure-18</b> (Photographs of OT for Septic cases).	Seprate septic OT is made available. Verified.
15.	No patient was admitted in ICCU.	Deficiency rectified. Please see <b>Annexure-19</b> (MRD data of ICCU of our Hospital).	No. of patients in ICU were 5 and ICCU were 3, SICU were 4, NICU/PICU 1. Verified.
16.	Bed Occupancy in labour room - zero	No delivery on that day but patients in OPD & IPD. Deficiency rectified. <b>Annexure-20</b> (Data on Bed Occupancy in Labour room.	Bed occupancy in labour room was 5 and 2 patients were about to deliver today when we visited. Verified.
17.	One each 60 MA & 100 MA deficient.  CT Scan, 800/ 1000 MA available but yet to be installed.	Deficiency rectified. Please see <b>Annexure-21</b> (Photographs of 60 MA & 100 MA X-ray Machines) <b>Annexure-22</b> (Purchase Bill of 60 MA & 100 MA X-ray Machines )  Installed & deficiency rectified. Please see <b>Annexure-23</b> (Purchase Bill of CT Scan Machine dated 26.12.2018) <b>Annexure-24</b> (Photographs of CT Scan Machine).	One number 60 MA and three number 100 MA X-Ray machines are available and functional, both are digital. Verified  CT scan (General Electric Health care), 800/1000 MA are available and functional. Verified.
18.	AERB approval yet to	Approval obtained & deficiency rectified. Please	AERB approvals are available. Verified.


Signature of Assessors



Date


03 May 2019

Signature of Dean/Principal



	be obtained for some X-ray machines (600 & 800 mA static).	see <b>Annexure-25</b> (Copy of AERB Approvals/Permission for procurement of X-Ray Equipments).	
19.	No cadaver available in Dissection Hall.  Blood Cell separation facility - not available.	Available & Deficiency rectified. <b>Annexure-26</b> (Letter to DM to provide more cadavers) This is required for PG courses but we have procured for future use. Deficiency rectified. Pls see <b>Annexure-27</b> (Form 28C of Blood Bank License dated 22.10.2014 & bill copy ).	Adequate number of cadavers are available in dissection hall. Verified.  Blood Cell separation machine is available in Blood Bank. The machine is in the process of installation. Bill invoice of the machine are verified. The hospital authorities assured that it will be put into functional condition very soon. The presence of machine made by Imperial Biotech company are available and verified. Special refrigerators for storing various components of the Blood are available. Verified.
20.	Central research lab not available	Lab available. Deficiency rectified. Please see <b>Annexure-28</b> (Photograph of Central Research Lab & List of equipments).	central research lab is available and verified . The list of equipments made available in the CRL is appended herewith.
21.	Mammalian Lab not available in Physiology department.	Lab available. Deficiency rectified. Please see <b>Annexure-29</b> Copy of previous MCI Assessment Report dated 12.11.2016 & Photographs of Mammalian Lab.	Mammalian lab is available and verified.


Signature of Assessors



Date


03 May 2019

Signature of Dean/Principal



22.	Cold Storage, Autopsy Block – not available in Forensic Medicine	Available & deficiency rectified. Please see <b>Annexure-30</b> (Photographs of Cold Storage & Autopsy Block).	Cold storage, Autopsy block is available capacity of 8 cabinets. Verified.
23.	Museum of Forensic Medicine – not functional	Functional & deficiency rectified. Please see <b>Annexure-31</b> (Photograph of Museum, Forensic Medicine).	Museum of Forensic Medicine department is available. Number of wet specimens, models and charts were found to be satisfactory. Catalogues were not prepared as per standard protocol. More number of specimens and meticulous indexing of specimens, and prompt exhibition needs to be done. The Dean and authorities have been explained the need. They have agreed to reorganize ASAP.
24.	Students and specialists not visiting of RHTC, UHTC. No programme regarding national health programme etc are being conducted.	Deficiency rectified. Please see <b>Annexure-32</b> (Copy of details of RHTC & UHTC Students & Specialists Visits and National Health programmes conducted by the Medical Institute).	RHTC and UHTC was visited by the inspectors. Two senior faculty members from Community Medicine have been made incharge of RHTC and UHTC respectively. Junior Doctors and students from hospital, Gynecology Faculty, Surgical Faculty, are now visiting both the centres. Verified. TB control programme, AIDS control programme, the necessary investigations required for both the programmes are carried out in both the centres and disbursement of drugs coming from central govt. and NACO are being done in both the


Signature of Assessors



Date

03 May 2019

Signature of Dean/Principal




			centres. Both the centres have got the facilities for routine and special blood investigations and X- Rays. In RHTC labour cases are handled regularly. Patients needing cesarian section and complicated deliveries are referred to medical college or district hospital.
--	--	--	--

### 5. Clinical material:

Item	On Day of assessment		Remarks
O.P.D. attendance at 2.PM on first day	945 at 2 pm		192 old and 753 new
Casualty attendance (24 hrs. data)	23 at 2 pm		(Data extracted and verified from MRD)
No of admissions	54 at 2 pm		
No. of discharges	52 at 2 pm		
Bed occupancy% at 10.00 AM on first day	379 (92%) at 2 pm		
<b>Operative Work</b>			
No, of major surgical operations	5 at 2 pm		
No. of minor surgical operations	28 at 2 pm		
No. of normal deliveries	1 at 2 pm		
No. of caesarian sections	0 at 2 pm		
<b>Radiological Investigations</b> ( No. of patients )	O.P. D	I.P.D	
X-ray	91	19	

Signature of Assessors



Date

03 May 2019

Signature of Dean/Principal






Item	On Day of assessment		Remarks
Ultrasonography	88	18	
Barium, IVP etc.	02	02	
C.T. Scan	07	02	

Item	Day of assessment		Remarks
	O.P. D	I.P.D	
<b>Laboratory Investigations - No. of Patients/samples</b>			<b>(Data extracted and verified from MRD)</b>
Biochemistry	689	172	
Microbiology	152	29	
Serology	181	43	
Hematology	882	314	
Clinical Pathology	330	70	
Histopathology	03	05	
Cytopathology	04	00	

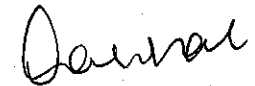
Signature of Assessors



Date

03 May 2019

Signature of Dean/Principal



6. Medical College-Staff Strength: 193 ( Medical Faculty) + 230 ( Nursing) + 175 ( Para-Medical) + 89 (Office Administration staff)

Name of College: Venkateshwara Institute of Medical Sciences

Number of students : 106


PG Courses - Nil (No):1. \_\_\_\_\_ 2. \_\_\_\_\_ 3. \_\_\_\_\_ 4. \_\_\_\_\_ 5. \_\_\_\_\_

6. \_\_\_\_\_ 7. \_\_\_\_\_ 8. \_\_\_\_\_ 9. \_\_\_\_\_ 10. \_\_\_\_\_

11. \_\_\_\_\_ 12. \_\_\_\_\_ 13. \_\_\_\_\_ 14. \_\_\_\_\_ 15. \_\_\_\_\_

16. \_\_\_\_\_ 17. \_\_\_\_\_ 18. \_\_\_\_\_ 19. \_\_\_\_\_ 20. \_\_\_\_\_


Signature of Assessors



Date

03 May 2019


Signature of Dean/Principal



## Calculation Sheet (Date:03.05.2019)

Department	Designation	Requirement as per MSR (UG)	Additional faculty required for running PG courses (if any)	Total (UG + PG)	Accepted	Deficiency
Anatomy	Professor	1		2	2	Nil
	Assoc. Prof.	1		1	0	Compensated with higher cadre faculty
	Asstt.Prof.	2		2	2	Nil
	Tutor	3		3	3	Nil
Physiology	Professor	1		1	1	Nil
	Assoc. Prof.	1		1	1	Nil
	Asstt.Prof.	2		2	2	Nil
	Tutor	3		3	3	Nil
Biochemistry	Professor	1		1	1	Nil
	Assoc. Prof.	1		1	1	Nil
	Asstt.Prof.	2		3	2	Nil
	Tutor	4		4	4	Nil
Pharmacology	Professor	1		2	1	Nil
	Assoc. Prof.	1		1	2	Nil
	Asstt.Prof.	2		1	1	Compensated with higher cadre faculty
	Tutor	3		4	3	Nil
Pathology	Professor	1		3	3	Nil
	Assoc. Prof.	3		2	2	Compensated with higher cadre


Signature of Assessors



Date


03 May 2019

Signature of Dean/Principal



Department	Designation	Requirement as per MSR (UG)	Additional faculty required for running PG courses (if any)	Total (UG + PG)	Accepted	Deficiency
						faculty
	Asstt.Prof.	3		6	4	Compensated with higher cadre faculty
	Tutor	5		5	5	Nil
Microbiology	Professor	1		2	2	Nil
	Assoc. Prof.	1		1	0	Compensated with higher cadre faculty
	Asstt.Prof.	2		2	2	Nil
	Tutor	4		5	4	Nil
Forensic Medicine	Professor	1		2	2	Nil
	Assoc. Prof.	1		0	0	Compensated with higher cadre faculty
	Asstt.Prof.	1		1	1	Nil
	Senior Resident	0		1	1	Nil
	Tutor	1		1	1	Nil
Community Medicine	Professor	1		1	1	Nil
	Assoc. Prof.	2		2	2	Nil
	Asstt.Prof.	3		4	6	Nil
	MoH. Asst. Prof.	2		2	2	Nil
	Epidemio-Logist-Cum-Asstt.Prof.	1		1	2	Nil
	Statistician-Cum-Tutor	1		1	2	Nil
	LMO	2		2	2	Nil
	Tutor	4		4	4	Nil
General Medicine	Professor	1		2	2	Nil
	Assoc. Prof.	3		3	3	Nil


Signature of Assessors



Date


03 May 2019

Signature of Dean/Principal



Department	Designation	Requirement as per MSR (UG)	Additional faculty required for running PG courses (if any)	Total (UG + PG)	Accepted	Deficiency
	Asstt.Prof.	4		6	4	Nil
	Sr. Resident	4		5	5	Nil
	Jr. Resident	8		8	8	Nil
Paediatrics	Professor	1		1	1	Nil
	Assoc. Prof.	1		1	2	Nil
	Asstt.Prof.	2		3	3	Nil
	Sr. Resident	2		4	2	Nil
	Jr. Resident	4		4	5	Nil
Tuberculosis & Respiratory Diseases	Professor	0		0	0	Nil
	Assoc. Prof.	0		0	0	Nil
	Asstt.Prof.	1		1	2	Nil
	Sr. Resident	1		1	1	Nil
	Jr. Resident	1		1	1	Nil
Dermatology, Venereology & Leprosy	Professor	0		0	1	Nil
	Assoc. Prof.	1		1	0	Compensated with higher cadre faculty
	Asstt.Prof.	1		1	1	Nil
	Sr. Resident	1		2	1	Nil
	Jr. Resident	1		1	2	Nil
Psychiatry	Professor	0		0	0	Nil
	Assoc. Prof.	1		1	1	Nil
	Asstt.Prof.	1		1	1	Nil
	Sr. Resident	1		1	1	Nil
	Jr. Resident	1		1	2	Nil

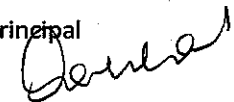
Signature of Assessors



Date


03 May 2019

Signature of Dean/Principal



Department	Designation	Requirement as per MSR (UG)	Additional faculty required for running PG courses (if any)	Total (UG + PG)	Accepted	Deficiency
General Surgery	Professor	1		4	3	Nil
	Assoc. Prof.	3		1	3	Compensated with higher cadre faculty
	Asstt.Prof.	4		5	4	Nil
	Sr. Resident	4		4	5	Nil
	Jr. Resident	8		8	9	Nil
Orthopaedics	Professor	1		2	2	Nil
	Assoc. Prof.	1		1	0	Compensated with higher cadre faculty
	Asstt.Prof.	2		3	3	Nil
	Sr. Resident	2		3	2	Nil
	Jr. Resident	4		4	4	Nil
Oto-Rhino-Laryngology	Professor	0		0	1	Nil
	Assoc. Prof.	1		1	0	Compensated with higher cadre faculty
	Asstt.Prof.	1		1	1	Nil
	Sr. Resident	1		1	1	Nil
	Jr. Resident	1		1	1	Nil
Ophthalmology	Professor	0		1	1	Nil
	Assoc. Prof.	1		0	0	Compensated with higher cadre faculty
	Asstt.Prof.	1		2	1	Nil

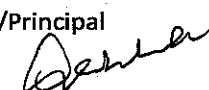
Signature of Assessors



Date


03 May 2019

Signature of Dean/Principal



Department	Designation	Requirement as per MSR (UG)	Additional faculty required for running PG courses (if any)	Total (UG + PG)	Accepted	Deficiency
	Sr. Resident	1		2	1	Nil
	Jr. Resident	1		1	1	Nil
Obstetrics & Gynaecology	Professor	1		2	3	Nil
	Assoc. Prof.	2		1	0	Compensated with higher cadre faculty
	Asstt.Prof.	3		3	3	Nil
	Sr. Resident	3		4	3	Nil
	Jr. Resident	6		7	8	Nil
Anaesthesiology	Professor	1		1	1	Nil
	Assoc. Prof.	2		2	3	Nil
	Asstt.Prof.	4		5	4	Nil
	Sr. Resident	3		3	4	Nil
	Jr. Resident	4		4	5	Nil
Radio-Diagnosis	Professor	1		1	1	Nil
	Assoc. Prof.	1		1	1	Nil
	Asstt.Prof.	1		1	1	Nil
	Sr. Resident	3		5	3	Nil
Dentistry	Professor	1		1	2	Nil
	Assoc. Prof.	1		1	1	Nil
	Asstt.Prof.	1		1	1	Nil
	JR	1		2	2	Nil


Signature of Assessors



Date


03 May 2019

Signature of Dean/Principal



<b>Notes:</b>
<b>For purpose of working out the deficiency:</b>
(1) The deficiency of teaching faculty and Resident Doctors shall be counted separately.
<b>(A) For Teaching Faculty:</b>
(a) For calculating the deficiency of faculty, Prof., Assoc Prof., Asst. Prof & Tutor in respective departments shall be counted together.
(b) Any excess teaching faculty in higher cadre can compensate the deficiency of lower cadre of the same department only.
(c) Any excess teaching faculty of lower cadre/ category in any department cannot compensate the deficiency of any teaching faculty in the higher cadre/category of the same department or any other department. e.g. excess of Assistant Professor cannot compensate the deficiency of Associate Professor or Professor.
(d) Excess/Extra teaching faculty of any department cannot compensate the deficiency of any teaching faculty in any other department.
<b>(B) For Resident Doctors:</b>
(a) Excess of SR can be compensated to the deficiency of JR of the same department only.
(b) Excess SR/JR of any department cannot compensate the deficiency of SR/JR in any other department.
(c) Any excess of JR cannot compensate the deficiency of SR in same or any other department.
(d) Any excess/ extra teaching faculty of same or any other department cannot compensate the deficiency of SR/JR. e.g. excess of Assistant Professor cannot compensate the deficiency of SR or JR.
(2) A separate department of Dentistry/Dental faculty is not required where a dental college is available in same campus/city and run by the same management.
(3) Colleges running PG program require additional staff, beds & other requirements as per the PG Regulations - 2000.


Signature of Assessors



Date

03 May 2019

Signature of Dean/Principal





### 7. Details of Faculty/Residents not counted/accepted.

(Only faculty/residents who signed attendance sheet before 11:00 am on the first day of assessment should be verified. (In case of Junior Residents/Senior Residents on night duty, 12:00 noon.) No verification of Declaration forms should be done for the faculty/residents coming after 11:00 am of the first day of assessment)


Sr. No	Name	Designation	Department	Remarks/Reasons for Not Considering
1	Dr. Prashant Agarwal	Tutor	Pathology	Reported for inspection only in the afternoon.
2				
3				
4				
5				
6				
7				
8				

8. 1) Deficiency of Teaching Faculty: Nil

2) Deficiency of Resident doctors: Nil

9. Any other deficiency/remarks Nil

Signature of Assessors



Date

03 May 2019

Signature of Dean/Principal

