

Confidential

**MEDICAL COUNCIL OF INDIA**  
**ASSESSMENT FORM FOR \_250\_ ADMISSIONS REPORT**  
 Part A-I  
 (to be filled by the Institution)

**1.1 Type of Assessment**U/S 10A- Regular: ~~Letter of Permission ( )~~, ~~1<sup>st</sup> renewal ( )~~, ~~2<sup>nd</sup> renewal ( )~~, ~~3<sup>rd</sup> renewal ( )~~, ~~4<sup>th</sup> renewal ( )~~, ~~5<sup>th</sup> renewal ( )~~

U/S 11 -Regular: Recognition (250 Seats),

U/S 19 ~~Continuation of Recognition Regular ( )~~

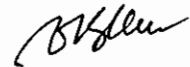
Any Other:

**Note:**

1. All rows/columns must be filled.
2. 'Not Applicable' should be clearly written wherever a required information is not relevant.
3. All pages of the A-I are to be signed by Dean/Principal/Director.

Name of the Institution : King George's medical University U.P.,  
 Address : Chowk- Lucknow-226003 (UP)  
 Telephone No. : 0522-2258293  
 E-mail : deanmedicine@yahoo.com  
 Fax : 0522-2257539  
 Website : kgmcindia.edu.

Date:

  
 Signature with stamp Dean/Principal/Director  
 Dean  
 Faculty of Medicine  
 K.G. Medical University, U.P.  
 Lucknow

**Management** : **Government**  
**Regn. no. of Society/Trust/Company:** : **self**  
**Consent/Affiliation from University** : **It self a University**  
**Period of Validity** :  
**No. of seats as per Essentiality Certificate** : **250 Seats**  
**(Information not required for renewal/recognition inspection)**  
**Period of Validity** :

**1.2 For LOP ONLY:**


(a) Location: The applicant college is located in Lucknow (city/village) of Chowk talluka  
Lucknow district of **Uttar Pradesh** state.

(b) The College has following plots of land:

Plot #	Survey #	Place	Area	Remarks if any

(c) The campus is unitary/divided into \_\_\_\_\_ parts. If not unitary distance between parts. \_\_\_\_\_.

Date:

  
 Signature with stamp Dean/Principal/Director  
 Dean  
 Faculty of Medicine  
 K.G. Medical University, U.P.  
 Lucknow

1.3 **Building Plan approval from the competent authority:** \_\_\_LDA\_\_\_ (name of the authority and date of approval).

The College was established in the year 1905 and the Building was completed in 1911. The Record of the building are not available in the University.

1.4 **Buildings:**

The hospital is located in a separate building-----yes.

College: \_\_\_\_\_sq.mt.

Hospital (including OPD): \_\_\_\_\_sq.mt.

Hostel & Residential complex -----sqmt.

As per annexure enclosed.

Total Area of the campus in 158.06 acre and total constructed area is 1,65,252.18 sq.mt.

1.5 **Building Use/ Occupancy Certificate:** approved by \_\_\_\_\_order no: \_\_\_\_\_dated \_\_\_\_\_.

Since the College & Hospital has been established in 1905 so date of approval is not available

1.6 **Nearest airport:-**Chaudhary Charan Singh Airport- 17 \_kms. (Information not required for renewal/recognition inspection)

1.7 **Nearest Railway Station:** \_\_\_Charbagh 05\_kms. (Information not required for renewal/recognition inspection)

1.8 **Water Supply:** Through Municipal/Borewells. (Information not required for renewal/recognition inspection)

1.9 **Electric supply:** Sanctioned Load 8225 KVA approx. in KGMU (Information not required for renewal/recognition inspection)

1.10 **Generators:** available/not available: Available, load 7125 KVA approximate in KGMU.

1.11 **Drainage & sewage disposal (Information not required for renewal/recognition inspection):**

Date:

Signature with stamp Dean/Principal/Director

Dean

Faculty of Medicine  
K.G. Medical University, U.P.  
Lucknow


**1.12 Working Hours:**

1. OPD Timings: \_\_\_\_ 8.00 \_\_\_\_ am to \_\_\_\_ 4.00 \_\_\_\_ pm
2. College Timings: \_\_\_\_ 9.00 \_\_\_\_ am to \_\_\_\_ 4.00 \_\_\_\_ pm
3. Library Timings: \_\_\_\_ 9.00 \_\_\_\_ am to \_\_\_\_ 4.00 \_\_\_\_ am

**1.13 Annual Budget: College & Hospital****(Annexure Attached)**

Year	Current Financial Year- 2015-16
	Institution
Salary	
- Doctors	
- Resident Doctors	
- Other Staff	2,15,00,00,000/-
Technical Training	
Library & Education	6,00,00,000
Maintenance	12,00,00,000
Contingencies	5,00,00,000
Others	75,99,29,000
<b>Total</b>	<b>290,99,29,000</b>

Date:

  
Signature with stamp Dean/Principal/Director

Dean  
Faculty of Medicine  
K.G. Medical University, U.P.  
Lucknow

1.14 Paramedical staff (Nos.): Give details of technicians department wise:

As per Annexure- 3

Department	Technician	Assistant	Attendant	Other
Radiology	13	-	04	01
Biochemistry	02	02	04	-
Microbiology	09	07	08	07
Serology	02	01	02	
Hematology	03	01	02	
Histo-pathology	02	02	02	02
Cytopathology	02	01	01	02
OT				
Anesthesia	01	-	-	Physiotherapist-01
Blood Bank	08	02	09	09
Labour Room	0	0	11	Sister -1 Staff Nurse-13 Sweeper-9
Emergency Room	1	0	9	Sister -1 Staff Nurse-10 Sweeper-6
CSSD	1	0	1	sweeper-1

Date:

Signature with stamp Dean/Principal/Director

Dean  
Faculty of Medicine  
K.G. Medical University, U.P.  
Lucknow

Mortuary	-	-	-	09
Laundry				
Electrical			20	
Housekeeping				
Bio-medical				
BWM				
Pharmacy				

Department	Technician	Assistant	Attendant	Other
Anatomy	01	06	11	Sweep-8 Artist-1 Driver-1
Biochemistry	02	02	04	-
Physiology	04	02	05	06
Microbiology	09	07	08	07
Pathology	15	08	16	23
Forensic Medicine	01	-	03	
Community Medicine	01	-	01	-
Pharmacology	09	-	06	14
UHC	01	-	01	-

Date:

Signature with stamp Dean/Principal/Director  
 Dean  
 Faculty of Medicine  
 K.G. Medical University, U.P.  
 Lucknow

RHC	01	-	01	-
PHC	01	-	01	-

**1.15 Nursing Staff available: Available**

Category	No of Beds _____	
	Required Nos.	Available Nos.
Staff Nurses	372	471
Sister Incharge	309	333
ANS	14	18
DNS	02	08
Nursing Suptd.	06	06
<b>Total</b>	<b>703</b>	<b>836</b>

**1.16 Medical Education Unit (MEU): (Information not required for LOP inspection)**

Available as per Regulations : Yes

Name of the MEU coordinator : Prof. Shally Awasthi, Deptt. of Pediatrics

Details of affiliated faculty : 1. Prof. P. K. Sharma, Deptt. of Anatomy, 2. Prof. Vinita Das, Head, Deptt. of Obst. & Gynecology, 3. Prof. V. S. Narayan, Deptt. of Cardiology 4. Prof. M. M. Goel, Deptt. of Pathology, 5. Prof. Neena Srivastava, Deptt. of Physiology 6. Dr. Apul Goel, Deptt. of Urology, 7. Dr. Vinod Jain, Deptt of Surgery General.

Date:

Signature with stamp Dean/Principal/Director

Dean  
Faculty of Medicine  
K.G. Medical University, U.P.  
Lucknow

Details of the Orientation programme and Basic Course Workshop undergone by MEU } : \_  
Coordinator

1. MCI Basic Course in Medical Education Technology
2. Advance Course in Medical Education

Name of the MCI Regional Centre where  
above training has been undertaken : King George's Medical University Lucknow ( Regional center)

Date/s of the above workshops :

1. 18<sup>th</sup> & 20<sup>th</sup> September, 2014
2. 4<sup>th</sup> & 6<sup>th</sup> December, 2014
3. 12<sup>th</sup> & 14<sup>th</sup> March, 2015
4. 30<sup>th</sup> April to 02<sup>nd</sup> May, 2015
5. 6<sup>th</sup> & 08<sup>th</sup> August, 2015

Details & Duration of Workshops in Medical Education Technology conducted by MEU: ---

Details of faculty who have undergone basic course workshop in *Medical Education Technology* at the allocated MCI Regional Centre

List enclosed

Feedback evaluation of workshops and action taken reports on the basis of feedback obtained (comments in the annexure 1)

**1.17 Continuing Medical Education: (Information not required for LOP inspection)**

Details of CMEs/workshop organized by the college held between August 2012 to August 2013

List enclosed

Details of the credit hours awarded for the past one year (details/comments in annexure)

Date:

Signature with stamp Dean/Principal/Director

Dean  
Faculty of Medicine  
K.G. Medical University, U.P.  
Lucknow



**1.18 College Council : (Information not required for LOP inspection)**

- Name, designation, contact no. and address of the President & Secretary.
  - a. Prof. Ravi Kant, Vice- Chancellor, KGMU, Lucknow- Chairperson of the Committee/ Council.  
Contact Ni. 0522-2257540
  - b. Prof. Shailendra Kumar Yadav, Registrar, KGMU, Lucknow- Ex- Officio Member  
Contact No. 0522-2258365
  
- Composition of the Council (HODs as members & Principal / Dean as chairperson)  
Composition of the Executive Council-
  - (a) The Vice Chancellor, who shall be the Chairman thereof;
  - (b) The Pro Vice-Chancellor, if any;
  - (c) The Deans of Faculties;
  - (d) Two senior most Professor of the University (other than Deans);
  - (e) The Senior Judge, Lucknow Bench of the High court or another Judge of the Bench deputed by him for any meeting;
  - (f) The Director General, Medical Education, Uttar Pradesh;
  - (g) The Principal of a State Medical College, nominated by the Chancellor;
  - (h) The Director, Sanjay Gandhi Post Graduate Institute of medical Sciences, Lucknow;
  - (i) The Director, All India Institute of medical Sciences, New Delhi, of a Professor of that Institute deputed by him to attend any meeting;
  - (j) Two retired Principal and two retired Professors of King George's Medical College as it stood before the appointed date, nominated by the Chancellor;
  - (k) On eminent person of national of international repute from the medical profession nominated by the Chancellor.
 Composition of Academic Council:-
  - i. The Vice Chancellor
  - ii. The Deans of the Faculties;
  - iii. All other heads of departments of the University;
  - iv. All Professors of the University who are not Heads;
  - v. Two Principals of the State Medical Colleges to be nominated by the Vice-Chancellor of K.G. Medical University U.P., Lucknow;

Date:

Signature with stamp Dean/Principal/Director

Dean  
Faculty of Medicine  
K.G. Medical University, U.P.  
Lucknow

- vi. Five teachers-three Associate and Two Assistant Professors of the K.G. Medical University U.P., Lucknow in order of seniority
- vii. Two Principals from affiliated colleges nominated by the vice Chancellor
- viii. The Dean of Student Welfare
- ix. The Librarian of the University
- x. Eight Teachers (Scheduled Casts/Scheduled Tribes- Four, other backward classes-Four) of the University who are not ex-officio member shall be nominated by the Vice-Chancellor
- xi. Five persons of academic eminence to be co-opted in the manner prescribed.

- No. of times the College Council meets per year (min 4) : \_\_\_\_\_

Sl. No.	Dated	Month/Year	Regular/Emergent
1.	15	September/2015	Emergent
2.	28	November/ 2015	Emergent
3.	23	December/2015	Emergent
4.	21	January/2016	Emergent

Academic Council - 11<sup>th</sup> July, 2015  
15<sup>th</sup> January, 2016

- Action taken report on College Council Meetings (details / comments in annexure II)

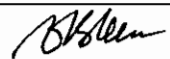
Action taken report on University council meeting complied.

1.19 PG Course: If the college is running PG course; Please mention the intake of PG seats subject wise:

Sr.No.	Subject	No.of Permitted Seats	No. of Recognized Seats	Total Seatas
1.	M.S.(Anatomy)	--	07	07
2.	MD(Forensic Medicine)	--	01	01

Date:


Signature with stamp Dean/Principal/Director

  
Dean  
Faculty of Medicine  
K.G. Medical University, U.P.  
Lucknow

3.	MD(General Medicine)	--	15	15
4.	MS(General Surgery)	--	15	15
5.	MD(Microbiology)	--	06	06
6.	MD(Obst.& Gynae)	4	07	11
7.	MS(Ophthalmology)	--	08	08
8.	MS(Orthopaedics)	--	06	06
9.	MD(Preventive & Social Medicine)	02	05	07
10.	MD(Paediatrics)	--	09	09
11.	MD(Pathology)	--	14	14
12.	MD(Pharmacology)	--	04	04
13.	MD(Physiology)	--	04	04
14.	MD(Physical Med. & Rehabilitation)	02	--	02
15.	MD(Psychiatry)	--	06	06
16.	MD(Radiodiagnosis)	--	02	02R +01*UR
17.	MD(Radiotherapy)	04	02	06
18.	MD(Tuberculosis & Resp. Diseases)	--	05	05
19.	MD(Anaesthesiology)	--	21	21
20.	MS(ENT)	--	05	05

Date:

Signature with stamp Dean/Principal/Director

  
 Dean  
 Faculty of Medicine  
 K.G. Medical University, U.P.  
 Lucknow

21.	Diploma in Child Health	--	10	10
22.	Dip.in Gynae & Obst.	05	04	09
23.	Dip.in Orthopedic Surgery	--	06	06
24.	Dip.in Medical Radiodiagnosis	--	02	02
<b>Total Seats</b>		<b>17</b>	<b>164</b>	<b>181+01*=182</b>

\*01 Seat of MD Radiodiagnosis is Un-recognized

### 1.20 Clinical Material

Item	Daily average (for last 3 randomly selected months) as provided by institute	16.12.2015	16.01.2016	16.02.2016	16.03.2016
O.P.D. attendance (At the end of OPD timing)	4557	4424	4429	4818	4244
Casualty attendance (24 hrs. data)	180	176	179	184	179
No of admissions	288	283	275	305	295
No. of discharges	172	160	171	185	155

Date:


Signature with stamp Dean/Principal/Director  
Dean

Faculty of Medicine  
K.G. Medical University, U.P.  
Lucknow

Item	Daily average (for last 3 randomly selected months )as provided by institute		16.12.2015		16.01.2016		16.02.2016		16.03.2016	
	O.P.D	I.P.D	O.P.D	I.P.D	O.P.D	I.P.D	O.P.D	I.P.D	O.P.D	I.P.D
Bed occupancy: No of Beds occupied No of beds required Bed occupancy %	100%		100%		100%		100%		100%	
<b>Operative Work</b>										
No, of major surgical operations	109		103		104		119		150	
No. of minor surgical operations	104		101		103		109		115	
No. of normal deliveries	15		17		14		16		15	
No. of caesarian sections	13		18		9		12		17	
<b>Radiological Investigations</b>	O.P.D	I.P.D	O.P.D	I.P.D	O.P.D	I.P.D	O.P.D	I.P.D	O.P.D	I.P.D
X-ray	712	214	695	185	712	223	730	235	759	254
Ultrasonography	169	29	165	20	169	29	173	37	176	42
Barium, IVP etc.	4	2	4	2	5	2	3	3	5	3

Date:

Signature with stamp Dean/Principal/Director

  
 Dean  
 Faculty of Medicine  
 K.G. Medical University, U.P.  
 Lucknow

Item	Daily average (for last 3 randomly selected months )as provided by institute		16.12.2015		16.01.2016		16.02.2016		16.03.2016	
	O.P.D	I.P.D	O.P.D	I.P.D	O.P.D	I.P.D	O.P.D	I.P.D	O.P.D	I.P.D
C.T. Scan	171	43	165	32	172	42	175	56	121	36
<u>Laboratory Investigations - No of Tests</u>	O.P.D	I.P.D	O.P.D	I.P.D	O.P.D	I.P.D	O.P.D	I.P.D	O.P.D	I.P.D
Biochemistry	331	278	329	281	337	275	328	279	334	285
Microbiology	302	202	295	205	310	205	301	195	306	202
Serology	58	19	55	17	59	21	61	18	58	19
Haematology	1045	30	1053	29	1087	31	995	31	1078	32
Histopathology	36	25	37	22	34	31	37	23	39	24
<u>Cytopathology</u>	17	07	16	7	16	6	18	07	15	06
<u>Others</u>	--	--	--	--	--	--	--	---	--	--
Any other (HIV/AIDS, DOTs, Malaria etc)	80	18	79	16	82	17	80	21	85	18

Date:


Signature with stamp Dean/Principal/Director

*B. S. Khan*  
 Dean  
 Faculty of Medicine  
 K.G. Medical University, U.P.  
 Lucknow

## 1.21 College Website

Sr. No.	Details of information	Provided or not (with no & date)
1	Dean, Principal & M.S.	Provided
2	Staff-Teaching & non Teaching*	Provided
3	CME, Conference, academic activity conducted	Provided
4	Awards, achievements received by the faculty.	Provided
5	Affiliated university and its VC & Registrar.	Provided
6	Details of the MCs infrastructure a) Academic Facilities (LT, Demo rooms, Common rooms, Labs, Library, Skill lab, Computer Lab, Auditorium): b) Hospital: c) Residential Facilities: Hostel, Cafeteria, Mess, d) Recreation Facilities: Indoor & Outdoor e) Medical Facilities for Students & Staff	Provided
7	Citizen Charter	Pending
8	List of students admitted category wise (UG & PG) in current and previous year.	Provided
9	Results of all examinations in previous year.	Provided
10	Details of members of the Anti Ragging Committee Members with contact details including landline Ph. mobile, email etc..	Provided
11	Toll free number to report ragging.	Provided
12	No. of ragging cases reported to Anti Ragging Committee and Action taken by Anti Ragging Committee.	Provided

Date:


  
 Signature with stamp Dean/Principal/Director  
 Dean  
 Faculty of Medicine  
 K.G. Medical University, U.P.  
 Lucknow

Undertaking - To be given by the Dean/Principal of the Institute

I hereby given an undertaking that :

- (i) The college will admit students only after obtaining the permission from Central Govt.
- (ii) In the event of this declaration turning out to be either incorrect or any part of this declaration subsequently turning out to be incorrect or false, it is understood and accepted that the undersigned shall be responsible for any such misdeclaration or misstatement.
- (iii) In case, the declaration made by me is found to be false in any material point then necessary Civil / Criminal proceedings, including prosecution under Section 199 of the Indian Penal Code, 1860, may be initiated against me by the Competent Authority.
- (iv) The college has obtained all requisite statutory approvals.
- (v) The college has fulfilled all requirements as per the applicable Minimum Standard Requirement for the Medical College Regulations, 1999.
- (vi) The mandatory requirements laid down by the Persons with Disabilities Act are met by the college

Date:

  
Signature with stamp Dean/Principal/Director

Dean  
Faculty of Medicine  
K.G. Medical University, U.P.  
Lucknow



158071  
18/03/16

**MEDICAL COUNCIL OF INDIA**  
**ASSESSMENT FORM FOR 250 SEATS - MBBS ADMISSIONS REPORT**  
**(INCREASE IN ADMISSION CAPACITY FROM 185 TO 250)**

**Part A-II**  
**(to be filled by the Assessors)**

**1.1 Type of Assessment**

U/S 10A-regular/compliance: Letter of Permission (  ), 1<sup>st</sup> renewal (  ), 2<sup>nd</sup> renewal (  ), 3<sup>rd</sup> renewal (  ), 4<sup>th</sup> renewal (  )

U/S 11- Recognition - Regular/Compliance

Continuation of Recognition / Compliance (Recognition)

Any Other: \_\_\_\_\_

Name of the Institution	:	King George's Medical University U.P.		
Address	:	Chowk, Lucknow-226003 (UP)		
Telephone No.	:	0522-2258293		
E-mail	:	<a href="mailto:deanmedicine@yahoo.com">deanmedicine@yahoo.com</a>		
Council Letter No & Date	:	MCI-37(1)(UG)/Recg-31/2016-17 dated 7/3/2016		
Assessment Date:		Last Assessment Date :	24.04.2015	
PG Courses	:	Yes		

*S Nanda*  
17/3/16

[Dr. Smiti Nanda]

*G Venkateshwarlu*  
15/3/16

[Dr. G. Venkateshwarlu]

*R N Tandon*

[Dr. R.N. Tandon]

*V K Dwivedi*  
17/3/16

[Dr. V.K. Dwivedi]


Signatures of the Assessors & Date

*B S Kumar*

Signatures of Dean/Principal & Date

## Particulars of Assessors

Name of the Assessors	Correspondence Address	Contact No	Email
Dr. Smiti Nanda	Professor Deptt. Of Obstetrics & Gynaecology Pt. B D Sharma Postgraduate Institute of Medical Sciences, Rohtak 124001 (Haryana)	Mob 9813218393	<a href="mailto:smitimom@gmail.com">smitimom@gmail.com</a>
Dr. G. Venkateshwarlu	Professor & HOD, Deptt. Of Anaesthesiology, Gandhi Medical College, Hyderabad, Telangana 500003	Mob 09908349219	<a href="mailto:profkmc@yahoo.com">profkmc@yahoo.com</a>
Dr. R.N. Tandon	Professor, Deptt. Of Forensic Medicine, B.J. Medical College, Ahmedabad, Guajrat	Mob 9824060141	<a href="mailto:mtbjmc@yahoo.com">mtbjmc@yahoo.com</a>
Dr. V.K. Dwivedi	Professor & HOD, Deptt. Of Physiology, Govt. Medical College (Prev. Uttrakhand Forest Hospt. Trust MC), Haldwani, Uttrakhand	Mob 09219732266	<a href="mailto:vkdwivedi2003@yahoo.co.in">vkdwivedi2003@yahoo.co.in</a>




[Dr. Smiti Nanda]



[Dr. G. Venkateshwarlu]




[Dr. R.N. Tandon]



[Dr. V.K. Dwivedi]

Signatures of the Assessors &amp; Date



Signatures of Dean/Principal &amp; Date


## 1.2. The College has following

The campus plot is.	unitary/divided into _____ parts
Building Plan approval from the competent authority.	The College was established in the year 1905 and the Building was completed in 1911. The Record of the building are not available in the University.
Building Use/ Occupancy Certificate from the competent authority.	Since the College & Hospital has been established in 1905 so date of approval is not available


1.3 Dean/Principal: Dr. Mastan Singh, M.D. (Path. & Bact.) with 32 years of teaching experience - 18½ yrs of professor & 10 yrs. of experience of Asso Prof and 3½ years of Assistant Professor. He is also holding the post of Professor in the Department of Microbiology.

Dean Office is located in PHI Building of the college building along with the administrative block. Adequate space (as per MSR guidelines by MCI) and other required facilities (as given in the table below) are provided/~~not provided~~ to the administrative staff.

Office Space Requirement	Requirement Space (mts)	Available
Dean/Principal Office	36	Central Dean office 587.37 sq.mt. (has Dean office, PA room, office 02 room, committee room, auditorium, toilets etc.
Staff Room	54	
College Council Room	80	


  
[Dr. Smiti Nanda]

  
[Dr. G. Venkateshwarlu]

  
[Dr. R.N. Tandon]


  
[Dr. V.K. Dwivedi]  
17/3/16


Signatures of the Assessors & Date


  
Signatures of Dean/Principal & Date

#### 1.4 Medical Education Unit (MEU):

Available as per Regulations	: Yes/No
Name of the MEU coordinator	: Prof. Shally Awasthi, Deptt. of Pediatrics
Name, Designation & Experience of affiliated faculty	: 1. Prof. P. K. Sharma, Deptt. of Anatomy, 2. Prof. Vinita Das, Head, Deptt. of Obst. & Gynecology, 3. Prof. V. S. Narayan, Deptt. of Cardiology 4. Prof. M. M. Goel, Deptt. of Pathology, 5. Prof. Neena Srivastava, Deptt. of Physiology 6. Dr. Apul Goel, Deptt. of Urology, 7. Dr. Vinod Jain, Deptt. of Surgery General.
Name of the MCI Regional ( Nodal) Centre where above training has been undertaken	: King George's Medical University UP, Lucknow
Details of the Orientation programme and Basic Course Workshop undergone by MEU(No. of programmes organized during Academic year, No. of People attended, proceedings (to be verified at the time of assessment)	: Document Attached
Date/s of the above workshops	: Document Attached
Details & Duration of Workshops in Medical Education Technology conducted by MEU	: Document Attached
Details of faculty who have undergone basic course workshop in <i>Medical Education Technology</i> at the allocated MCI Regional Centre	: Document Attached

  
[Dr. Smiti Nanda]

  
[Dr. G. Venkateshwarlu]

  
[Dr. R.N. Tandon]

  
[Dr. V.K. Dwivedi]  
17/3/16

Signatures of the Assessors & Date

  
Signatures of Dean/Principal & Date


Details of faculty who have undergone advanced course workshop in <i>Medical Education Technology</i> at the allocated MCI Regional Centre	Document Attached
Feedback evaluation of workshops and action taken reports on the basis of feedback obtained	Document Attached

### 1.5 Continuing Medical Education :

No and Details of CMEs/workshop organized by the college held in the past 1 year	Document Attached
Details of the credit hours awarded for the past one year	

### 1.6 College Council :


Name, designation, contact no. and address of the President & Secretary.	<p>a. Prof. Ravi Kant, Vice- Chancellor, KGMU, Lucknow- Chairperson of the Committee/ Council. Contact Ni. 0522-2257540</p> <p>b. Prof. Shailendra Kumar Yadav, Registrar, KGMU, Lucknow- Ex-Officio Member Contact No. 0522-2258365</p>
--	--




[Dr. Smiti Nanda]



[Dr. G. Venkateshwarlu]



[Dr. R.N. Sando]



[Dr. V.K. Dwivedi]

Signatures of the Assessors &amp; Date



Signatures of Dean/Principal &amp; Date

Composition of the Council (HODs as members & Principal / Dean as chairperson)

Composition of the Executive Council-

- (a) The Vice Chancellor, who shall be the Chairman thereof;
- (b) The Pro Vice-Chancellor, if any;
- (c) The Deans of Faculties;
- (d) Two senior most Professor of the University (other than Deans);
- (e) The Senior Judge, Lucknow Bench of the High court or another Judge of the Bench deputed by him for any meeting;
- (f) The Director General, Medical Education, Uttar Pradesh;
- (g) The Principal of a State Medical College, nominated by the Chancellor;
- (h) The Director, Sanjay Gandhi Post Graduate Institute of medical Sciences, Lucknow;
- (i) The Director, All India Institute of medical Sciences, New Delhi, or a Professor of that Institute deputed by him to attend any meeting;
- (j) Two retired Principal and two retired Professors of King George's Medical College as it stood before the appointed date, nominated by the Chancellor;
- (k) One eminent person of national or international repute from the medical profession nominated by the Chancellor.

**ACADEMIC COUNCIL**

1. The academic Council shall consist of the following members:-
  - i. The Vice Chancellor
  - ii. The Deans of the Faculties;
  - iii. All other heads of departments of the University;
  - iv. All Professors of the University who are not Heads;
  - v. Two Principals of the State Medical Colleges to be nominated by the Vice-Chancellor of K.G. Medical University U.P.,

[Dr. Smiti Nanda]

[Dr. G. Venkateshwarlu]

[Dr. R.N. Pandey]

[Dr. V.K. Dwivedi]

Signatures of the Assessors & Date

Signatures of Dean/Principal & Date

	<p>Lucknow;</p> <p>vi. Five teachers-three Associate and Two Assistant Professors of the K.G. Medical University U.P., Lucknow in order of seniority</p> <p>vii. Two Principals from affiliated colleges nominated by the vice Chancellor</p> <p>viii. The Dean of Student Welfare</p> <p>ix. The Librarian of the University</p> <p>x. Eight Teachers (Scheduled Casts/Scheduled Tribes- Four, other backward classes-Four) of the University who are not ex-officio member shall be nominated by the Vice-Chancellor</p> <p>xi. Five persons of academic eminence to be co-opted in the manner prescribed.</p>
No. of times the College Council meets per year (min 4) :	College Council meeting-10 and Academic Council meeting -02 during the year 2015 to till date.
Details of college Council meetings where students Welfare was discussed and Action taken report  (details / comments in annexure II)	<p style="text-align: center;"><i>Details of Meeting Held in - 2015</i></p> <p>Executive Council - 28th Jan, 2015</p> <p>7th March, 2015</p> <p>24th March, 2015</p>

  
[Dr. Smiti Nanda]


  
[Dr. G. Venkateshwarlu]

  
[Dr. R.N. Pandon]

  
[Dr. V.K. Dwivedi]

17/3/16

Signatures of the Assessors & Date

  
Signatures of Dean/Principal & Date

	1st May, 2015
	22nd May, 2015
	14th July, 2015
	Academic Council- 7th March, 2015
	11th July, 2015

1.7 Pharmacovigilance Committee: Present  
No of meeting in the previous yrs. 04

1.8 Examination Hall:

Requirement	Available
No - 1/2/3 Area - 250 Sq. mt. Capacity - 250	01 seating capacity 400 584. sq.mt. rest the large 03 LT 400 seating capacity at New Kalam Center Building use for exam

1.9 Lecture Theatres:

	Medical college		Hospital		Comments
	Req.	Available	Req.	Available	
Number	04	06	01	03	Available
Capacity	300	300	300	300	
Type (Gallery)	Yes		Yes		
A.V. Aids	Yes		Yes		

[Dr. Smita Nanda]

[Dr. G. Venkateshwarlu]

[Dr. R.N. Tandon]

[Dr. V.K. Dwivedi]

Signatures of the Assessors & Date

Signatures of Dean/Principal & Date




**1.10 Library**

Air-conditioned - Yes

Working Hours: 9:00 AM to 4.00 AM on working days.

- a. Stack room : \_\_\_\_\_02\_\_\_\_\_
- b. Reading room : \_\_\_\_\_03\_\_\_\_\_


	Required	Available	Remarks
Area	4000 Sq.m.	4012.11 Sq.mt.	Adequate
Student Reading Room (Inside)	____250____ Capacity	300 Capacity	adequate
Student Reading Room (Outside)	____250____ Capacity	300 Capacity	adequate
Staff Reading Room	____50____ Persons	50 Persons	Adequate
Room for Resident/PG reading room	1	1	
Particulars	Required Nos.	Available Nos.	Remarks
No of Books	20000	24573	Adequate
Journals (Indian)	70	30	Adequate
Journals (Foreign)	30	891	Adequate
Internet Nodes	50	10	Adequate




[Dr. Smriti Nanda]



[Dr. G. Venkateshwarlu]



[Dr. R.N. Tandon]



[Dr. V.K. Dwivedi]

17/12/16



Signatures of Dean/Principal &amp; Date

Signatures of the Assessors &amp; Date


### 1.11 Common Room for Boys & Girls

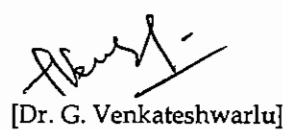
	Area Required Sq. Mt.	Available Area Sq. Mt.	Toilet - Attached Y/N
Boys	200	250 sq.mt	Yes
Girls	200	250 sq.mt	Yes


1.12 Central Photography Section: Available Yes  
 Staff Yes  
 Equipments Yes


### 1.13 Hostel: Location - Within campus

Hostel Category	Required Capacity	Available Capacity (No Rooms X capacity of each room = Total capacity)	Furnished (Y/N)	Toilet Facility Adequate/ Inadequate	Mess (Y/N)	Hygiene of Hostel campus Y/N	Visitor room, AC Study room with internet & Computer, Recreation room with TV, Music, Indoor Games Y/N	Remarks
UG Students @ 75% Capacity	938	983 Boys & 325 Girls	Yes	Adequate	Yes	Yes	Yes	
Interns @ 100% Capacity	250	174 Boy & 144 Girls	Yes	Adequate	Yes	Yes	Yes	
Resident @ 100% Capacity including PG	128	550 Boys & 196 Girls	Yes	Adequate	Yes	Yes	Yes	
Nurses @ 20% Capacity	110	123	Yes	Adequate	Yes	Yes	Yes	


  
 [Dr. Smiti Nanda]

  
 [Dr. G. Venkateshwarlu]

  
 [Dr. R.N. Tandon]

  
 [Dr. V.K. Dwivedi]  
 17/3/16

Signatures of the Assessors & Date

  
 Signatures of Dean/Principal & Date





**Residential Quarters:**

Category	Required Nos.	Available Nos.	Remarks
Teaching Staff @ 20% Capacity	38	156	Adequate
Non-Teaching Staff @ 20% Capacity	38	599	Adequate


**1:14 Recreational Facilities:**

Outdoor games	Yes
Play field/s	01
Type of games	Cricket, Football, Hockey, Table Tennis, Tennis Lawn and other games
Indoor games facilities	Yes (Swimming Pool with lifeguard and badminton)
Gymnasium	Available

**1.15 Gender Harassment Committee -: Yes**

  
 [Dr. Smiti Nanda]
   
 [Dr. G. Venkateshwarlu]
   
 [Dr. R.N. Tandon]
   
 [Dr. V.K. Dwivedi] 17/3/16

Signatures of the Assessors & Date

  
 Signatures of Dean/Principal & Date

**TEACHING HOSPITAL**

2.1 Name of the Hospital: **Gandhi Memorial & Associated Hospitals, KGMU, Lucknow**


Owned by: **Government (Autonomous)**


2.2 Name of the Medical Superintendent: **Dr. S.C. Tiwari , MD (Psychiatry) , with 09 years administrative experience.**


	Space Requirement	Availability
Medical Supdt's Office	36 sq. mt.	47.78 sq.mt.
Administrative Office	150 sq. mt	374.01 sq.mt

2.3 **Teaching and other facilities :**

OPD Timings	:	___08.00___ A.M. to ___04.00___P.M.
Separate Registration areas for male/female patients available	:	Yes
Separate Registration counters for OPD/IPD	:	Available
Are the Registration counters computerized	:	Yes


  
[Dr. Smiti Nanda]

  
[Dr. G. Venkateshwarlu]

  
[Dr. R.N. Tandon]

  
[Dr. V.K. Dwivedi]  
17/3/16

Signatures of the Assessors & Date

  
Signatures of Dean/Principal & Date

Staff for registration center	:	adequate
Waiting areas for above patients available	:	Yes
No. of rooms for examination of patients	:	Yes
Capacity of teaching area in each department	:	Yes
Enquiry Desk	:	Yes

#### 2.4 Facilities available in OPD

<b>-Medicine</b> Injection room - Male - Female	Yes Yes	E.C.G. Room	Yes
<b>Surgery</b> Dressing room - - Male - Female	Yes Yes	Minor OT	Yes
<b>Orthopaedics</b> Plaster room Dressing room - - Male - Female	Yes Yes Yes	Plaster cutting room	Yes
<b>Ophthalmology</b>	Refraction Rooms Dark Rooms Dressing Rooms / Minor Procedure Room		Yes Yes Yes

*[Signature]*  
[Dr. Smiti Nanda]

*[Signature]*  
[Dr. G. Venkateshwarlu]

*[Signature]*  
[Dr. R.N. Pandon]

*[Signature]*  
[Dr. V.K. Dwivedi]

Signatures of the Assessors & Date

*[Signature]*  
Signatures of Dean/Principal & Date

ENT	Audiometry (AC & Sound proof)	Yes
	Speech Therapy	Yes
Pediatrics	Child Welfare Clinic	NO
	Immunisation Clinic	Yes
	Child Rehabilitation Clinic	Yes
OBS & GYN	Antenatal Clinic	Yes
	Sterility Clinic	Yes
	Family Welfare Clinic	Yes
	Cancer Detection Clinic	Yes


Comments : Adequate


2.5 Total Number Of Teaching Beds & Admitted Patients - Distance between two beds should be 1.5 m.


Teaching Hospitals in Campus with Total Beds 3069.


Teaching Hospitals in Outside the Campus (1.5 Kms. from the campus ) with Total Beds 3223.

Department	Ward Nos.	Beds Required	Total Beds Available	Total Admitted Patients	Facilities Available in Each Ward						Remarks
					Nursing Station Y/N	Exam/Treat Room Y/N	Pantry Y/N	Store Room Y/N	Duty Room Y/N	Demo Room (25 Capacity) Y/N	
Gen. Medicine	06	240	270	38	Yes	Yes	Yes	Yes	Yes	Yes	
Pediatrics	05	120	191	23	Yes	Yes	Yes	Yes	Yes	Yes	
TB & Respiratory Medicine	03	60	143	34	Yes	Yes	Yes	Yes	Yes	Yes	
Psychiatry	05	60	142	34	Yes	Yes	Yes	Yes	Yes	Yes	
Dermatology	01	30	30	18	Yes	Yes	Yes	Yes	Yes	Yes	


  
[Dr. Smriti Nanda]

  
[Dr. G. Venkateshwarlu]

  
[Dr. K.N. Tandon]

  
[Dr. V.K. Dwivedi]  
17/3/16

Signatures of the Assessors & Date

  
Signatures of Dean/Principal & Date

Department	Ward Nos.	Beds Required	Total Beds Available	Total Admitted Patients	Facilities Available in Each Ward						Remarks
					Nursing Station Y/N	Exam/Treat Room Y/N	Pantry Y/N	Store Room Y/N	Duty Room Y/N	Demo Room (25 Capacity) Y/N	
Gen. Surgery	10	240	352	39	Yes	Yes	Yes	Yes	Yes	Yes	
Orthopedics	06	150	182	28	Yes	Yes	Yes	Yes	Yes	Yes	
Ophthalmology	04	60	121	21	Yes	Yes	Yes	Yes	Yes	Yes	
ENT	01	30	54	23	Yes	Yes	Yes	Yes	Yes	Yes	
OB & GYN	09	150	271	88	Yes	Yes	Yes	Yes	Yes	Yes	
Total	51	1140	1757	346							

## 2.6 Clinical material (\*Random verification to be done by the Assessor).

Assessor should randomly verify the monthly data and fill accordingly in the daily average columns, specifying the months

Item	On Day of assessment	Remarks
O.P.D. attendance at 2.00 PM On first day	3224	
Casualty attendance (24 hrs. data)	146	
No of admissions	1051	
No. of discharges	1002	
Bed occupancy% at 10.00AM on first day	95%	

[Dr. Smriti Nanda]

[Dr. G. Venkateshwarlu]

[Dr. R.N. Tandon]


[Dr. V.K. Dwivedi]


Signatures of the Assessors & Date


Signatures of Dean/Principal & Date


Item	On Day of assessment		Remarks
<b><u>Operative Work</u></b>			
No. of major surgical operations	150		
No. of minor surgical operations	115		
No. of normal deliveries	15		
No. of caesarian sections	17		
<b><u>Radiological Investigations</u></b>	O.P. D	I.P.D	
X-ray	759	254	
Ultrasonography	176	42	
MRI	45	-	
Barium, IVP etc.	05	03	
C.T. Scan	171	36	
DSA (Digital subtraction angiography)	01	-	

Item	Day of assessment		Remarks
	O.P. D	I.P.D	
<b>Laboratory Investigations - No. of Tests</b>	O.P. D	I.P.D	
Biochemistry	334	285	
Microbiology	306	202	
Serology	58	19	
Hematology	1078	32	
Histopathology	39	24	


  
[Dr. Smiti Nanda]

  
[Dr. G. Venkateshwarlu]

  
[Dr. R.M. Tandon]


  
[Dr. V.K. Dwivedi]  
17/3/16

Signatures of the Assessors & Date


  
Signatures of Dean/Principal & Date




Item	Day of assessment		Remarks
	O.P. D	I.P.D	
Laboratory Investigations - No. of Tests			
Cytopathology	15	06	FNAC 15 and Fluid cytology 06




[Dr. Smiti Nanda]



[Dr. G. Venkateshwarlu]



[Dr. R.N. Tandon]



[Dr. V.K. Dwivedi]

Signatures of the Assessors &amp; Date



Signatures of Dean/Principal &amp; Date

## 2.7 Medical Record Section:

Manual / Computerized Partially computerised


ICD X classification of diseases followed for indexing : yes

## 2.8 Central casualty services :


No of Beds: Required 30 Available 260

- Number of doctors posted / Shift : 03 CMO - Required 04 Available 04
- Number of nurses posted / Shift: 03
- Separate casualty for OBGY cases: Separate OBG casualty,


Equipment	Availability Y/N	Number
Central Oxygen & suction facility	Yes	Central
Pulse oximeter	Yes	06
Ambu bag	Yes	03
Disaster trolley	Yes	01
Crash Cart	Yes	02
Emergency Drug Tray	Yes	02
Defibrillator	Yes	02
Ventilator	Yes	17
X-ray Unit - (Mobile)	Yes	02
Minor OT	Yes	04




[Dr. Smiti Nanda]



[Dr. G. Venkateshwarlu]



[Dr. R.M. Tandon]



[Dr. V.K. Dwivedi]

17/12/16



Signatures of Dean/Principal &amp; Date

Signatures of the Assessors &amp; Date

Comments:

## 2.9 Clinical Laboratories

Central Clinical Laboratory: Under control of department of : Pathology.

Separate sections for pathology, microbiology, hematology & biochemistry: available

## 2.10 Operation theatres

Type	Requirement	Available	Remarks
Major	11	29	Adequate
Minor	02	20	Adequate

## 2.11 Equipment available in O. T. Block (Specify numbers)

Dept	Theatres Nos.	A/C Y/N	Central Oxy/ Nitrous Oxide Y/N	Anesthesia Machine Y/N	Multipara Monitor with Capnograph Y/N	Defibrillators Y/N	Infusion Pumps Y/N	Remarks
Gen Surgery	08	Yes	Yes	Yes	Yes	Yes	Yes	
ENT	04	Yes	Yes	Yes	Yes	Yes	Yes	
Ophthal	03	Yes	Yes	Yes	Yes	Yes	Yes	

[Dr. Smiti Nanda] [Dr. G. Venkateshwarlu] [Dr. R.N. Fandon] [Dr. V.K. Dwivedi]

Signatures of the Assessors & Date


Signatures of Dean/Principal & Date

Dept	Theatres Nos.	A/C Y/N	Central Oxy/ Nitrous Oxide Y/N	Anesthesia Machine Y/N	Multipara Monitor with Capnograph Y/N	Defibrillators Y/N	Infusion Pumps Y/N	Remarks
Ortho	07	Yes	Yes	Yes	Yes	Yes	Yes	
OBS & GYN	06	Yes	Yes	Yes	Yes	Yes	Yes	
Emergency	08	Yes	Yes	Yes	Yes	Yes	Yes	
Septic	01	Yes	Yes	Yes	Yes	Yes	Yes	

Pre-Anaesthetic/Pre-operative Beds: Available 10 Beds. Post Operative Recovery room beds: Available 06 Beds

2.12 Intensive Care: Following intensive areas are available -


Type	Beds (Required)	Beds (Available)	Patients on day of assessment	AC Y/N	Central Oxygen/ Suction Y/N	Major Equipment (Monitor, Ventilator, ABG, and Pulse Oximeter etc.) Y/N	Remarks if any
ICCU	5	12	12	Yes	Yes	Yes	Adequate
ICU	5	12	12	Yes	Yes	Yes	Adequate
SICU	5	20	12	Yes	Yes	Yes	Adequate
NICU/PICU	5	24	24	Yes	Yes	Yes	Adequate




[Dr. Smiti Nanda]



[Dr. G. Venkateshwarlu]



[Dr. R.N. Tandon]

  
17/3/16

[Dr. V.K. Dwivedi]

Signatures of the Assessors & Date

  
Signatures of Dean/Principal & Date

### 2.13 Labour Room

Rooms	Beds	Remarks
Clean Cases 3	9	Adequate
Septic Cases 2	8	Adequate
Eclampsia	04	Adequate

### 2.14 Radiological Facilities:

Equipment	Required no.	Available no.	AERB Approval Y/N	Functional Status at the time of assessment Y/N	Remarks if any
Mobile X Ray 60 mA 100 mA	<u>3</u> <u>3</u>	3 3	Yes	Yes	
Static X Ray 300 mA 600mA 800/1000 mA	2 2 2	2 3 2 (Digital)	Yes	Yes	
CT Spiral Minimum 16 slice	1	1 (64 slice) 2 (16 slice)	Yes	Yes	
MRI(1.5 Tesla)	1	1 (1.5Tesla)	Yes	yes	

*Sward*

[Dr. Smiti Nanda]

*Dr. G. Venkateshwarlu*

[Dr. G. Venkateshwarlu]

*Dr. R.N. Tandon*

[Dr. R.N. Tandon]

*V. Dwivedi*  
17/5/16

[Dr. V.K. Dwivedi]

Signatures of the Assessors & Date

*Dr. Smiti Nanda*

Signatures of Dean/Principal & Date

Equipment	Required no.	Available no.	PNDT Approval Y/N	Functional Status at the time of assessment Y/N	Remarks if any
USG	3	7	Yes	Yes	

**2.15 Blood Bank:**

Available and functional: ~~Yes/No~~ Yes

Number of units dispensed in a day: PRBC 159, FFP: 84, PL/PRP: 42(Per day)

Number of units stored on day of assessment PRBC 2694, FFP: 2749, PL/PRP: 291, Cryo PPT:95, Cryo Poorplasma: 95

License valid up to: 23.01.2019 (LICENCE NUMBER AND COPY TO BE APPENDED AS ANNEXURE-VII)

Blood Separation Facility - Available

**2.16 Pharmacy : Pharmacist/Staff available:**

organisation set up staff: (a) Supervised by Superintendent/MOIC

(b) Number of other staff:

Prabhari Adhikari (Pharmacy) 01


Chief Pharmacist: 03

Pharmacist: 59

- No. of sub-stores located in different parts of hospital: 10
- Average no. of patients per day given drugs: 2000 outdoor & 2800 indoor.

**2.17 Central sterilization Department:**

- Timings Round the Clock & Shifts: 03

  
[Dr. Smiti Nanda]

  
[Dr. G. Venkateshwarlu]

  
[Dr. R.N. Fardlon]

  
[Dr. V.K. Dwivedi]  
17/3/16

Signatures of the Assessors & Date

  
Signatures of Dean/Principal & Date

- Equipment: Horizontal autoclaves \_\_08\_\_ / Vertical autoclaves\_\_14\_\_\_\_, ETO Sterilisers: \_06\_\_No.
- Separate receiving and distribution points - Yes

2.18 Intercom: Available: Yes  
No. of incoming lines \_\_10\_\_ No. of extension lines: \_\_300\_\_

2.19 Central laundry/Alternative Arrangements:

In House/Outsourced: House

Type of Laundry: Mechanized:- Bulk washing machine, Hydro extractor, Flat & Rolley steam press

Manual:- Manual

2.20 Kitchen/ Alternative Arrangements


- In-House/Outsourced \_\_\_\_ Outsourced \_\_\_\_
- Food free of charge: Yes Number of patients \_2100\_\_
- Provision of special diet: Yes
- Services of a nutritionist/dietician: available

2.21 Total no. of Canteens: For staff\_\_08\_\_\_\_, For students \_\_\_\_\_15\_\_\_\_\_.


2.22 Arrangements for Biomedical Waste Management.

- Outsourced/~~in-house~~ : (if outsourced, append MOU) (If in-house, please specify details of facilities available)

Outsourced to Synergy Waste Management




[Dr. Smiti Nanda]



[Dr. G. Venkateshwarlu]



[Dr. R.N. Fandon]

 17/3/16

[Dr. V.K. Dwivedi]



Signatures of Dean/Principal & Date

Signatures of the Assessors & Date

**2.23 Central Research Lab:**

- Available - Yes
- Facilities - Adequate
- Research Projects:
  - Completed Nos 352
  - Ongoing Nos 231

**2.24 Nursing and Paramedical staff :**

<b>Nursing staff:</b>	<b>No of Beds _____</b>	
Category	Required Nos.	Available Nos.
Staff Nurses	450	471
Sister Incharge	75	333
ANS	18	18
DNS	8	08
Nursing Suptd	1	06
<b>Total</b>	<b>552</b>	<b>836</b>

<b>Paramedical And Non teaching staff</b>	Required Nos.	Available Nos.
	188	2800

*Smiti*  
[Dr. Smiti Nanda]

*G. Venkateshwarlu*  
[Dr. G. Venkateshwarlu]

*R.N. Tandon*  
[Dr. R.N. Tandon]

*V.K. Dwivedi*  
[Dr. V.K. Dwivedi]

*17/3/16*

Signatures of the Assessors & Date

*B. K. K.*  
Signatures of Dean/Principal & Date




## MEDICAL COLLEGE


### 3.1 College Website:

Sr. No.	Details of information	Yes/No
1.	Dean, Principal & M.S.	Yes
2.	Staff-Teaching	Yes
3.	Affiliated university and its VC & Registrar.	Yes
4.	Citizen Charter	NO
5.	List of students admitted category wise (UG & PG) in current and previous year.	Yes
6.	Results of all examinations in previous year.	Yes
7.	Details of members of the Anti Ragging Committee Members with contact details including landline Ph. mobile, email etc..	Yes
8.	Details of members of the Gender Harassment Committee Members with contact details including landline Ph. mobile, email etc..	Yes
9.	Toll free number to report ragging.	Yes

### 3.2 Teaching Programme:

Didactic teaching	Yes
Demonstration	Yes
Integrated teaching (Horizontal/Vertical teaching)	Yes
Clinical posting	Yes
Clinical Pathological Conference	Yes
Grand Rounds	Yes
Statistical Meeting	Yes
Seminars	Yes


  
[Dr. Smriti Nanda]

  
[Dr. G. Venkateshwarlu]

  
[Dr. R.N. Tandon]

  
[Dr. V.K. Dwivedi]


Signatures of the Assessors & Date

  
Signatures of Dean/Principal & Date

**Teaching Facilities:****3.3 Anatomy**

Required	Available	Required	Available
Demonstration Room/s • No <u>04</u> • Capacity - 60-75 students	04 2=65 seats 2=100 seats	AV Aids:	Available OHP -1 LCD -5 SMART BOARD-1
• Number of practical laboratory/ies - 1 • Number of Lab seats 125 • Number of microscopes_125 • Dissection Microscopes 8_	04 148 148 08	Museum: 50 seating capacity • Mounted specimens • Models - Wet & Dry • Bone Sets - Articulated-__ & Disarticulated- __ • MRI & CT	100 seats  890 683 08+40 Available
Number of dissection tables - _____ (Half Standard Size)	big- 27 small- 35	Number of cadavers - ____	16
Cold store / cooling chambers - ____ Bodies	6 with 3 in each capacity	Storage tank - ____	04
Embalming room -	01	Band saw	02
Lockers - _____	200	Departmental Library- (80-100 Books.)	Available 1023 books

Adequate exhaust, light, water supply and drainage facilities - Available/~~not~~ available.




[Dr. Smriti Nanda]


[Dr. G. Venkateshwarlu]

[Dr. R.M. Pandon]

[Dr. V.K. Dwivedi]

Signatures of the Assessors & Date

  
17/3/16




Signatures of Dean/Principal & Date

### 3.4 Physiology


Required	Available	Required	Available
Demonstration Room/s • No - <u>04</u> • Capacity - <u>60-75</u> students	04 75 seats	AV Aids:	Available
Mammalian laboratory - 1	02	Haematology laboratory	01 Available
Departmental Library - 80-100 Books	500	Clinical Physiology	Available
Preparation rooms -	03		

### 3.5 Biochemistry

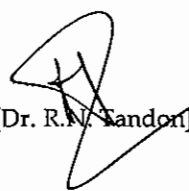
Required	Available	Required	Available
Demonstration Room/s • No <u>04</u> • Capacity - <u>60-75</u> students	04 80 seats	AV Aids:	Available
Number of practical laboratory/ies -	01	Library / Seminar rooms - 80-100 Books	01/01 141 books
Number of Lab seats - 125	120		




[Dr. Smriti Nanda]



[Dr. G. Venkateshwarlu]



[Dr. R.M. Sandon]



[Dr. V.K. Dwivedi]



Signatures of Dean/Principal &amp; Date


Signatures of the Assessors &amp; Date


## 3.6 Pathology


Required	Available	Required	Available
Demonstration Room/s • No - __04__ • Capacity - __60 to 75__	04 75 seats	AV Aids:	Available
Practical labs - • Morbid Anatomy/Histopath./ Cytology - ____ Microscopes • Clinical Pathology/Hematology - __110__ Microscopes	Available 250 250	Museum: __150__, Seating Capacity-__80-100__ students Specimens: • Mounted • Unmounted • Catalogues	02 200 seats 2700 1600 23
Departmental library - 80-100 Books	Available 200 books		


## 3.7 Microbiology

Required	Available	Required	Available
Demonstration Room/s • No - __04__ • Capacity - __60 to 75__ students	04 75 seats	AV Aids:	Available
Number of practical laboratory/ies - __1__ Number of Lab seats - __125__ Number of microscopes/laboratory - __120__	Available 225 100	Media preparation facility Autoclaving, Washing and drawing room	Available
Number of service laboratories - __08__	07	Museum:	Available
Departmental library - 80-100 Books,	Available 120 books	Specimen, Charts, Models & Catalogue seating capacity- __75__	80 seats


  
[Dr. Smriti Nanda]

  
[Dr. G. Venkateshwarlu]

  
[Dr. R.N. Tandon]

  
[Dr. V.K. Dwivedi]  
17/3/16

Signatures of the Assessors &amp; Date

  
Signatures of Dean/Principal & Date

## 3.8 Pharmacology

Required	Available	Required	Available
Demonstration Room/s • No - <u>04</u> • Capacity - <u>60 to 75</u> students	04 120 seats	AV Aids:	Available
Experimental Pharmacology	Available	Museum: <u>75</u> seating capacity	01/80 seats
Clinical pharmacology/pharmacy	Available	• Specimens	100
Departmental Library - 80-100 Books	Available 1800 books	• Charts	50
		• Models	19
		• History of Medicine	Yes
		• Catalogues	20


## 3.9 Forensic Medicine

75

Required	Available	Required	Available
Demonstration Room/s • No - <u>04</u> • Capacity - <u>60 to 75</u> students	04 2= 120 seats 2= 75 seats	AV Aids:	Available
Forensic histopathology, Serology, Anthropology & Toxicology - for examination of specimen ,tests	Available	Museum :	more then 2000
Autopsy room - Location - In/Near hospital in a separate structure.	Available	• Medico-Legal Specimens	Available
Cold storage -	04	• Charts	Available
Departmental library - 80-100 Books	Available 200 books	• Prototype fire arms	Available
		• Slides	Available
		• Poisons	Available
		• Photographs	32
		• Catalogues	20




[Dr. Smriti Nanda]



[Dr. G. Venkateshwarlu]



[Dr. K.N. Tandon]



[Dr. V.K. Dwivedi]

Signatures of the Assessors &amp; Date



Signatures of Dean/Principal &amp; Date

### 3.10 Community Medicine

Required	Available	Required	Available
Demonstration Room/s • No - <u>04</u> • Capacity - <u>60 to 75</u> students	04 80,	AV Aids:	Available
Museum: • Charts • Models • Specimens • Catalogues	55 114 34	Practical lab	Available
Departmental Library - 80-100 Books	85 books		

### 3.11 Health Centers (Department of Community Medicine)

PHC I:- Sarojini Nagar (Place) 20 Km (Distance from the University)

PHC II:- Mati 30 Km (Distance from the University)

PHC III:- Banthara 20 Km (Distance from the University)

Population covered by the RHTC	Sarojinagar - 84000
It is affiliated to College Yes/No	Yes
Students and interns posted in batches of 30 throughout the year	Available
Separate blocks for accommodating boys in 13 rooms havng 39___beds. Girls 9 rooms having 27 beds.	Available
Facilities for cooking & dining - Yes/No	Yes


  
[Dr. Smriti Nanda]

  
[Dr. G. Venkateshwarlu]

  
[Dr. R.N. Tandon]

  
[Dr. V.K. Dwivedi]  
17/3/16

Signatures of the Assessors & Date

  
Signatures of Dean/Principal & Date

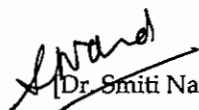
Daily OPD	150
Specialist visits if any	Ophthalmology, Obst Gynae , Paediatrics, Dentistry, Psychiatry
Cold chain equipment available	Available
Survey/MCH/Immunization/FP registers	Yes
Activities under the National Health Programmes	Immunization, family Planning

3.12 Details of U.H.T.C.: Alambagh Place 11 Km Distance from college

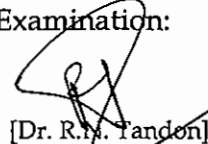
Population covered by the UHC	9558
It is affiliated to College Yes/No	Yes
Students and interns posted in batches of 12	Yes
Daily OPD	100
Survey/MCH/Immunization/FP registers	Yes
Specialist visits if any	YES Ophthalmology, Obst Gynae , Paediatrics, Dentistry, Psychiatry
Deficiency if any	Nil

**CONDUCT OF III MBBS EXAMINATION** (only for recognition under 11(2))

- University which conducts Examination:
- No. of Candidates appeared in Examination: **NOT APPLICABLE**

  
[Dr. Smiti Nanda]

  
[Dr. G. Venkateshwarlu]

  
[Dr. R.M. Pandon]

  
[Dr. V.K. Dwivedi]  
17/3/16

Signatures of the Assessors & Date

  
Signatures of Dean/Principal & Date

- The III MBBS examination (Part-II) was conducted satisfactorily: yes/no
- Centre for written/practical examination: \_\_\_\_\_.

**Name of College - Staff Strength**  
**Name of College : King George's Medical University UP, Lucknow**  
**Number of Students 250 - P.G. Courses = Yes**

### Calculation Sheet

Department	Designation	Requirement as per MSR (UG)	Additional faculty required for running PG courses (if any)	Total (UG + PG)	Accepted	Deficiency
Anatomy	Professor	01	0	01	05	Nil
	Assoc. Prof.	02	0	02	01	Nil
	Asstt. Prof.	04	0	04	4	Nil
	Tutor	05	0	05	6	Nil
Physiology	Professor	01	0	01	7	Nil
	Assoc. Prof.	02	0	02	2	Nil
	Asstt. Prof.	04	0	04	1	Nil
	Tutor	05	0	05	7	Nil
Biochemistry	Professor	01	0	01	1	Nil
	Assoc. Prof.	02	0	02	3	Nil
	Asstt. Prof.	04	0	04	3	Nil
	Tutor	05	0	05	3+3*	Nil
Pharmacology	Professor	01	0	01	6	Nil
	Assoc. Prof.	02	0	02	2	Nil
	Asstt. Prof.	03	0	03	1	Nil
	Tutor	04	0	04	8*	Nil

*Smiti Nanda*  
[Dr. Smiti Nanda]

*G. Venkateshwarlu*  
[Dr. G. Venkateshwarlu]

*R.N. Tandon*  
[Dr. R.N. Tandon]


*V.K. Dwivedi*  
[Dr. V.K. Dwivedi]


Signatures of the Assessors & Date


*[Signature]*  
Signatures of Dean/Principal & Date

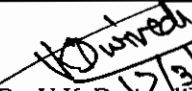


Pathology	Professor	01	0	01	4	Nil
	Assoc. Prof.	04	1	05	5	Nil
	Asstt.Prof.	04	1	05	8	Nil
	Tutor	06	1	07	2+29*	Nil
Microbiology	Professor	01	0	01	5	Nil
	Assoc. Prof.	02	0	02	1	Nil
	Asstt.Prof.	04	0	04	1	Nil
	Tutor	05	0	05	2 +16*	Nil
Forensic Medicine	Professor	01	0	01	1	Nil
	Assoc. Prof.	01	0	01	0	1
	Asstt.Prof.	02	0	02	4	Nil
	Tutor	04	0	04	2*	2
Community Medicine	Professor	01	0	01	3	Nil
	Assoc. Prof.	02	0	02	5	Nil
	Asstt.Prof.	05 + 02	0	07	0	2
	Epidemio-Logist- Cum-Asstt.Prof.	01	0	01	0	1
	Statistician-Cum- Tutor	01	0	01	1	Nil
	Tutor	05	0	05	0+7*	Nil
General Medicine ( 8 PG Units)	Professor	01	00	01	6+2**	Nil
	Assoc. Prof.	07	01	08	7	Nil
	Asstt.Prof.	08	07	15	5	4
	Sr. Resident	08	00	08	9	Nil
	Jr. Resident	16	00	16	27	Nil
	Professor	01	00	01	5	Nil
Paediatrics ( 4 PG Units)	Assoc. Prof.	03	01	04	0	Nil
	Asstt.Prof.	04	03	07	5	2
	Sr. Resident	04	00	04	4	Nil
	Jr. Resident	08	00	08	9	Nil

  
[Dr. Smriti Nanda]

  
[Dr. G. Venkateshwarlu]

  
[Dr. R.N. Tandon]

  
[Dr. V.K. Dwivedi]

Signatures of the Assessors & Date

  
Signatures of Dean/Principal & Date

Tuberculosis & Respiratory Diseases (2 PG Units)	Professor	01	00	01	5	Nil
	Assoc. Prof.	01	01	02	1	Nil
	Asstt.Prof.	02	01	03	3	Nil
	Sr. Resident	02	00	02	2	Nil
	Jr. Resident	04	00	04	11	Nil
Dermatology, Venereology & Leprosy	Professor	01	00	01	0	1
	Assoc. Prof.	01	00	01	0	1
	Asstt.Prof.	01	00	01	2	Nil
	Sr. Resident	01	00	01	1	Nil
	Jr. Resident	02	02	02	4	Nil
Psychiatry (2 PG Units)	Professor	01	00	01	3	Nil
	Assoc. Prof.	01	01	02	0	Nil
	Asstt.Prof.	01	02	03	8	Nil
	Sr. Resident	01	01	02	4	Nil
	Jr. Resident	02	02	04	10	Nil
General Surgery (8 PG Units)	Professor	01	00	01	6	Nil
	Assoc. Prof.	07	01	08	6	Nil
	Asstt.Prof.	08	07	15	11	01
	Sr. Resident	08	00	08	12	Nil
	Jr. Resident	16	00	16	35	Nil
Orthopaedics (5 PG Units)	Professor	01	00	01	5	Nil
	Assoc. Prof.	04	01	05	1	Nil
	Asstt.Prof.	05	04	09	9	Nil
	Sr. Resident	05	00	05	7	Nil
	Jr. Resident	10	00	10	18	Nil
Oto-Rhino-Laryngology (2 PG Units)	Professor	01	00	01	3	Nil
	Assoc. Prof.	01	01	02	0	Nil
	Asstt.Prof.	01	02	03	2	01
	Sr. Resident	01	01	02	3	Nil
	Jr. Resident	02	02	04	14	Nil

[Dr. Smiti Nanda]

[Dr. G. Venkateshwarlu]

[Dr. R.N. Sandon]

[Dr. V.K. Dwivedi]


Signatures of the Assessors & Date

Signatures of Dean/Principal & Date

Ophthalmology ( 2 PG Units)	Professor	01	00	01	5	Nil
	Assoc. Prof.	01	01	02	2	Nil
	Asstt.Prof.	02	01	03	4	Nil
	Sr. Resident	02	00	02	5	Nil
	Jr. Resident	04	00	04	22	Nil
Obstetrics & Gynaecology (5 PG Units)	Professor	01	00	01	14	Nil
	Assoc. Prof.	04	01	05	1	Nil
	Asstt.Prof.	05	04	09	1	Nil
	Sr. Resident	05	00	05	12	Nil
	Jr. Resident	10	00	10	21	Nil
Anaesthesiology	Professor	01	00	01	18+1	Nil
	Assoc. Prof.	04	01	05	4	Nil
	Asstt.Prof.	06	01	07	9	Nil
	Sr. Resident	04	01	05	10	Nil
	Jr. Resident	07	00	07	15	Nil
Radio-Diagnosis	Professor	01	00	01	3	Nil
	Assoc. Prof.	02	01	03	1	Nil
	Asstt.Prof.	02	01	03	4	Nil
	Sr. Resident	03	01	04	8	Nil
Dentistry	Professor	KGMU, Lucknow has its own dental college.				
	Assoc. Prof.					
	Asstt.Prof.					
	Tutor/JR					

‘\*’ Indicates JR being considered as Tutors

‘\*\*’ Indicates Professors on Contract


  
[Dr. Smiti Nanda]

  
[Dr. G. Venkateshwarlu]

  
[Dr. R.N. Tandon]

  
[Dr. V.K. Dwivedi]


Signatures of the Assessors & Date

  
Signatures of Dean/Principal & Date

	MCI Required	Available	Deficiency
Total Faculty Members	218	202	16
Total Resident Doctors	133	133	Nil

## Deficiency chart:

Department	Professor	Asso. Prof	Asst. Prof.	Tutors	SR	JR
Anatomy	nil	nil	nil	nil	nil	Nil
Physiology	nil	nil	nil	nil	Nil	Nil
Bio chemistry	nil	nil	nil	nil	nil	Nil
Pharmacology	nil	nil	nil	nil	nil	Nil
Pathology	nil	nil	nil	nil	nil	Nil
Microbiology	nil	nil	nil	nil	nil	Nil
Forensic Medicine	nil	1	nil	2	nil	Nil
Community Medicine	nil	nil	2 1 (epidemiologist cum assistant professor)	nil	nil	nil




[Dr. Smriti Nanda]



[Dr. G. Venkateshwarlu]



[Dr. R.N. Tandon]

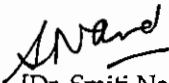


[Dr. V.K. Dwivedi]


Signatures of the Assessors &amp; Date



  
Signatures of Dean/Principal & Date

Department	Professor	Asso. Prof	Asst. Prof.	Tutors	SR	JR
Gen. Medicine	nil	nil	4	nil	nil	Nil
Paediatrics	nil	nil	2	nil	nil	Nil
Tb and Chest	nil	nil	nil	nil	nil	Nil
Dermatology	1	1	nil	nil	nil	Nil
Psychiatry	nil	nil	nil	nil	nil	Nil
Gen Surgery	nil	nil	1	nil	nil	Nil
Orthopaedics	nil	nil	nil	nil	nil	Nil
ENT	nil	nil	1	nil	nil	Nil
Ophthalmology	nil	nil	nil	nil	nil	Nil
Ob-Gy	nil	nil	nil	nil	nil	Nil
Anaesthesiology	nil	nil	nil	nil	nil	nil
Radiology	nil	nil	nil	nil	nil	Nil
Dentistry	nil	nil	nil	nil	nil	Nil
Total	1	2	11	2	nil	nil

  
[Dr. Smiti Nanda]

  
[Dr. G. Venkateshwarlu]  
17/3/16

  
[Dr. R.N. Landon]

  
[Dr. V.K. Dwivedi]  
17/3/16

Signatures of the Assessors & Date

  
Signatures of Dean/Principal & Date

**Deficiency:-**

- 1) Deficiency of Teaching Faculty : 16/218 i.e. 7.33%
- 2) Deficiency of resident doctors : NIL ( 133/133) = 0 %

**Notes:****For purpose of working out the deficiency:**


(1) The deficiency of teaching faculty and Resident Doctors shall be counted separately.

**(A) For Teaching Faculty:**

(a) For calculating the deficiency of faculty, Prof., Assoc Prof., Asst. Prof & Tutor in respective departments shall be counted together.

(b) Any excess teaching faculty in higher cadre can compensate the deficiency of lower cadre of the same department only.

(c) Any excess teaching faculty of lower cadre/ category in any department cannot compensate the deficiency of any teaching faculty in the higher cadre/category of the same department or any other department. e.g. excess of Assistant Professor cannot




[Dr. Smiti Nanda]



[Dr. G. Venkateshwarlu]




[Dr. R.N. Tandon]



[Dr. V.K. Dwivedi]

Signatures of the Assessors &amp; Date



Signatures of Dean/Principal &amp; Date

compensate the deficiency of Associate Professor or Professor.  
 (d) Excess/Extra teaching faculty of any department cannot compensate the deficiency of any teaching faculty in any other department.

**(B) For Resident Doctors:**


- (a) Excess of SR can be compensated to the deficiency of JR of the same department only.  
 (b) Excess SR/JR of any department cannot compensate the deficiency of SR/JR in any other department.  
 (c) Any excess of JR cannot compensate the deficiency of SR in same or any other department.  
 (d) Any excess/ extra teaching faculty of same or any other department cannot compensate the deficiency of SR/JR.  
 e.g. excess of Assistant Professor cannot compensate the deficiency of SR or JR.

(2) A separate department of Dentistry/Dental faculty is not required where a dental college is available in same campus/city and run by the same management.

(3) Colleges running PG program require additional staff, beds & other requirements as per the PG Regulations - 2000.

**Summary of Assessment**


1. King George's Medical University UP, Lucknow (College Name), is run by ~~Government/ Trust/~~  
Society/Company
2. The college has got LOP from GOI/MCI with intake of 250 seats for last academic year 2015-16.
3. Type of assessment: Recognition/ Approval of KGMU, Lucknow, UP u/s 11(2) of the IMC Act 1956 for the award of MBBS degree against the increase intake i.e. from 185 to 250 seats.
4. PG courses : Yes/ No




[Dr. Smiti Nanda]



[Dr. G. Venkateshwarlu]

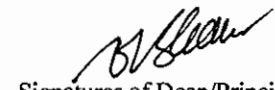


[Dr. R.N. Tandon]



[Dr. V.K. Dwivedi]

Signatures of the Assessors & Date



Signatures of Dean/Principal & Date

5. Deficiency of the infrastructure of college and hospital If any: Pl. mention category wise; NIL
6. Deficiency of clinical material If any: Pl mention category wise; NIL
7. Deficiency of teaching staff if any:

Shortage of teaching faculty is 7.33%

8. Deficiency of resident doctors if any:

Shortage of resident doctors is 0%

9. Any other Remarks

The JR working in Pre/Para Clinical Deptts, and drawing stipend from the institute, have been accepted as Tutors.

The following staff/residents are not counted for the following reasons:-

Name	Designation	Department	Remarks/Reasons
Dr Anurag Rai	Assistant Professor	General Surgery	Absent on day 1
Dr. Naseem Jamal	Professor	Radiodiagnosis	Has worked as faculty in Radiotherapy. Hence not counted as professor for Radiodiagnosis
Dr. Sunil Kumar	Professor	Radiodiagnosis	Has worked as faculty in Radiotherapy. Hence not counted as professor for Radiodiagnosis
Dr. P.K. Srivastava	Professor	Radiodiagnosis	Has worked as faculty in Radiotherapy. Hence not counted as professor for Radiodiagnosis

*S Nanda*

[Dr. Smiti Nanda]

[Dr. G. Venkateshwarlu]

[Dr. R.N. Tandon]

[Dr. V.K. Dwivedi]

Signatures of the Assessors & Date

*Additional Comments  
are enclosed.*

*B. S. S. S.*

Signatures of Dean/Principal & Date



**Secretary**  
Medical Council of India  
New Delhi

Madam,

This is to inform you that regarding staff deficiencies we would like to point out of the following comments:

1. Prof. Jamal Masood has not been counted in the department of Community Medicine although he was present and he signed the attendance and his papers were submitted but inadvertently his papers were not shown to the MCI assessors..
2. Prof. Devender Singh of Department of Surgery is not well and suffering from Hodgkin's Disease and has gone for PET Scan and he was not counted.
3. Dr. Anurag Rai Assistant Professor in the Department of Surgery was present on second day but he was not counted.

Thanking you,

Sincerely,

  
(Dr. Mastan Singh) 17.3.16

Dean  
Faculty of Medicine  
KGMU, Lucknow

Dean  
Faculty of Medicine  
K.G. Medical University, U.P.  
Lucknow



152351  
10/2/86

# MEDICAL COUNCIL OF INDIA

## STANDARD INSPECTION FORM

### FORM - C

On the

Final M.B.B.S. Examination of **King George's Medical University U.P.  
Lucknow**

In the subject of

**Medicine**

held at

**King George's Medical University UP.,**

Place **Shahameena Road, Chowk, Lucknow-226003**

Dean  
Faculty of Medicine  
K.G. Medical University, U.P.  
Lucknow

1. Date of Inspection : 08/02/2016
2. Names of Inspectors : Dr. Nema Ch. Nath  
Dr. Lakhan Poswal
3. Date of last Inspection/Visitation : 24.04.2015
4. Name of last inspectors/Visitors :

Name of the Assessors/ inspectors	Correspondence Address	Contact No.	Email
Dr. Sham Singla	Professor, Department of General Surgery, Pt. B.D. Sharma post Graduate Institute of Medical Sciences, Rohtak-124001(Haryana)	9813775583	drshamsingla@gmail.com
Dr. Amita Giri	Professor, Department of Pathology, North Bengal Medical College, Darjeeling West Bengal	09434001105	amita_giri@gmail.com
Dr. Apurva Pawde	Professor, Department of ENT/Ororhinolaryngology, Govt. Medical College, Nagpur, Maharastra	9823280039	apurva.pawade@gmail.com
Dr. Y. Vishwanath	Professor, Department of Pharmacology, Vijaynagar Institute of Medical Sciences, Bellary, Karnatka	9448217750	vishwanathpharmacology@yahoo.com

Sl. No.	Deficiencies pointed out by the Assessors during Visit on 24.04.2015 (for academic Year 2015-16)	Rectification
01.	<p><b>Deficiency of Residents is as under:</b></p> <p>(b) The Following Residents were not available: (Includes those who are not available, absent, not signed attendance sheet before 11AM)</p> <p>Senior Resident: Med. - 04, Paed.-02, TB Chest - 02, Surgery- 05, Radiodignosis-05, Ortho-01, Anesth.-02.</p>	<p>All the deficiencies have been rectified following new appointments of Senior Residents in the various departments. The present status is as under:</p> <p>In the Department of Medicine 05 (Five) Senior Residents have joined vide order no. 332, 333, 334, 335 &amp; 336 dated 25.04.2015 (Photocopies of appointed letter and joining report enclosed herewith). Now in the department of Medicine 15 SRs are working (vide order no. 14331, 14332, 14333, 14334, 14335, 14337, 14338, 14341, 14342,</p>

*(Signature)*  
2

*(Signature)*

Dean  
Faculty of Medicine  
University U.P.

<p><b>Deficiency of Residents is 11.4% (i.e. 21 out of 183)</b></p>	<p>14343 14339 &amp; , dated 30.07.2015 &amp; 16846 dated 31.08.2015 &amp; 801 dated 14.09.2015) against the requirement of 08 as per latest MSR.</p> <p>In the Department of Surgery 03 (Three) Senior Residents have joined vide order no. 326, 328, 331 dated 25.04.2015. (Photocopies of appointed letter and joining report enclosed herewith). Now in the department of Surgery (Gen.) 15 SRs are working (vide order no. 14394, 14395, 14396, 14397, 14398, 14399, 14400, 14401, 14402, 14403, 14404, 14405, 14406 dated 30.07.2015 &amp; vide order no. 13 dt. 07.01.2015 &amp; vide order no. 799 dt. 14.09.2015 against the requirement of 08 as per latest MSR.</p> <p><b>In the Department of Paediatric 10 SRs are working at present (joined vide order no. 14513, 14514, 14515, 14516, 14519 &amp; 14520 dated 31.07.2015 &amp; vide order no. 16554, 16556 dt. 26-08-2015 &amp; vide order no. 13 dt. 07.01.201) against the requirement of 04 as per latest MSR.</b></p> <p><b>In the Department of Radiodiagnosis 08 SRs are working at present (joined vide order no. 14410, 14411, 14412, 14413, 14414, 14415 &amp; 14416 dated 30.07.2015). against the requirement of 04 as per latest MSR.</b></p> <p><b>In the Department of Anaesthesiology 13 SRs are working at present (joined vide order no. 14373, 14374, 14375, 14376, 14377, 14379, 14380, 14381, 14382 dt. 30.07.2015, order no. 14531 dt. 31.07.2015 &amp; vide order no. 13 dt. 07.01.2015 &amp; vide order no. 17471 dt. 08.09.2015) against the requirement of 05 as per latest MSR.</b></p> <p><b>In the Department of Orthopedic Surgery 08 SRs are working at present (joined vide order no. 14326/SR-1, 14327/SR-1, 14328/SR-1 dt. 30.07.2015 &amp; vide order no. 14508/SR-1, 14509/SR-1, 14510/SR-1, 14511/SR-1 &amp; 14512/SR-1 dt. 31.07.2015) against the requirement of 05 as per latest MSR.</b></p> <p><b>In the Department of TB Chest (Deptt. of Respiratory Medicine) 03 SRs are working at present (joined vide order no. 14346/SR-1, 14409/SR-1 dated 30-07-2015 &amp; order no. 800 dt. 14.09.2015) against the requirement of 02 as per latest MSR.</b></p> <p><b>Deficiency of Residents: Nil</b></p>
---	--

*[Handwritten signature]*

*[Handwritten signature]*  
**Dean**  
 Faculty of Medicine  
 K.G. Medical University, U.P.  
 Lucknow

*[Handwritten signature]*

02	Lecture Theatre of capacity 650 shown is an Auditorium, Deficiency remains as it is.	The Lecture Theatre of 650 capacity is now available at the newly build Teaching Complex (Kalam Centre).  The Lecture Theatre is equipped with state of art audio-visual facilities, e-class facility and has its own security system with backup of power supply.
----	--	--

A. **Scheme of Examination**

Marks allotted


- |                       |            |
|-----------------------|------------|
| 1. Theory             |            |
| <b>Medicine-</b>      | <b>120</b> |
| 2. Clinical/practical |            |
| <b>Medicine-</b>      | <b>100</b> |
| 3. Oral               |            |
| <b>Medicine-</b>      | <b>20</b>  |

Minimum marks for  
Passing the Exam.  
**50%**

B. **Theory**

- |                 |                                  |  |
|-----------------|----------------------------------|--|
| 1. Theory paper | Subject                          | Time for the paper (1 copy of each of the papers may be attached). |
| No. 1           | <b>Medicine + basic science,</b> | <b>Copy enclosed (1a)</b>  |
| No. 2           | <b>Medicine and allied,</b>      | <b>Copy enclosed (1b)</b>  |

2. Dates on which conducted : **Medicine Paper –I Dated 19.01.2016 (annex-2)**  
**Medicine paper-II Dated 20.01.2016 (annex-2)**




Dean  
Faculty of Medicine  
K.G. Medical University, U.P.

3. Where conducted	:	<b>Examination Hall King George's Medical University, Lucknow, UP.</b>	
4. Invigilation arrangements	:	<b>(annex-2)</b>	
<b>Medicine Paper -I</b>		<b>Chief Invigilator</b>	<b>-1</b>
		<b>Co-Chief Invigilator</b>	<b>-1</b>
		<b>Invigilators</b>	<b>-12</b>
<b>Medicine Paper -II</b>		<b>Chief Invigilator</b>	<b>-1</b>
		<b>Co-Chief Invigilator</b>	<b>-1</b>
		<b>Invigilators</b>	<b>-12</b>
<b>Surgery Paper -I</b>		<b>Chief Invigilator</b>	<b>-1</b>
		<b>Co-Chief Invigilator</b>	<b>-1</b>
		<b>Invigilators</b>	<b>-12</b>
<b>Surgery Paper -II</b>		<b>Chief Invigilator</b>	<b>-1</b>
		<b>Co-Chief Invigilator</b>	<b>-1</b>
		<b>Invigilators</b>	<b>-12</b>
<b>Pediatric</b>		<b>Chief Invigilator</b>	<b>-1</b>
		<b>Co-Chief Invigilator</b>	<b>-1</b>
		<b>Invigilators</b>	<b>-12</b>
<b>Obst. &amp; Gynae. Paper -I</b>		<b>Chief Invigilator</b>	<b>-1</b>
		<b>Co-Chief Invigilator</b>	<b>-1</b>
		<b>Invigilators</b>	<b>-12</b>
<b>Obst. &amp; Gynae. Paper -II</b>		<b>Chief Invigilator</b>	<b>-1</b>
		<b>Co-Chief Invigilator</b>	<b>-1</b>
		<b>Invigilators</b>	<b>-12</b>
5. No. of candidates appeared	:	<b>Medicine Paper-I</b>	<b>273 (annex-3)</b>
		<b>Medicine paper-II</b>	<b>273</b>

*E. S. Singh*

*B. K. Sharma*

Dean  
Faculty of Medicine  
K.G. Medical University, U.P.  
Lucknow

*[Signature]*

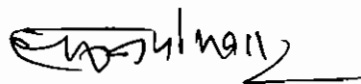
## 6. Papers setters :

Name & qualification	Designation	Experience as Examiner
<b>Medicine paper-I</b> Dr. K.K. Gupta Dr. Anupam Prakash	Professor & Head, BHU Associate Professor	15 years 8 years
<b>Medicine paper-II</b> Dr. Kosher Usman Dr. S.K. Sonker	Associate Professor Associate Professor	3 years 8 month 2 years

**Remarks by the Inspectors/Visitors regarding**

- a) Nature of the questions. **MCQs**
- b) Do they cover the whole filed of prescribed curriculum **Yes**
- c) What is the standard displayed in the answers. **Answer sheet not seen**
- d) What is the nature of assessment. **Summative**
- e) What is the minimum percentage necessary for passing the theory examination **50%**
- f) What percentage of marks obtained at periodical examinations conducted during the course is carried forwarded to the final examination. **20%**
- g) Method of assessment of examination conducted During the course of study to be clearly stated.

MCQ, Practical and Viva





- h) How has it influenced the result at the final examination. It does not influence towards passing in final exam.

## II. Practical/clinical

How is the practical examination conducted give details.

Each student is given a long case, two short cases, two ultra short cases and viva at four OSCE stations and spotting.


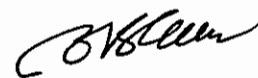
Does the practical cover the different branches of the subject?      Yes

- a) Time allotted for section.

Long case 1 hour, 2 short case 20 minutes each, 2 ultra short cases 5 minutes each, 8 minutes in four OSCE stations and 12 minutes in spotting.

- b) Examiners      **(annex-4a to 4h)**

	<b>Names &amp; qualification</b>	<b>Designation</b>	<b>Experience as examiner</b>
<b>Internal Medicine</b>	Dr. Kuauser Usman Dr. S.K. Sonkar Dr. Vivek Kumar Dr. Avinash Agarwal	Professor Professor Professor Professor	3 years 8 month 2 years 2 years 2 years
<b>External Medicine</b>	Dr. Prem Singh Dr. Tej Pal Dr. Anupam Prakash Dr. Ashok Kumar	Associate Professor Associate Professor	03 Years 05 Years 08 years 05 Years

Dean  
Faculty of Medicine  
K.G. Medical University, U.P.  
Lucknow





Mode & conduct of practical.

Is it in batches or otherwise.

It is in batches (**annex-5**)

c) Are there other centers where the

Examination is conducted by the same University?

**YES**

If so, where?

MLN Medical College Allahabad

i) Do the same examiners conduct the examination in other centers too?

**No**

ii) If not what steps are taken to ensure uniformity of standard.

The senior most internal examiner becomes the moderator looks after the uniformity of stander

d) Date of Examination

08/02/2016 to 12/02/2016

**Examination Scheme Attached**

**(annex-5)**

e) Date and time when the examination was inspected.

08/02/2016 from 09:00 to 04:00

f) Are the invigilation arrangements satisfactory?

Yes

g) No. of candidates appeared.

**Medicine Paper-I 273**

**Medicine paper-II 273**

h) Number & type of questions (a copy of the question paper may be attached)

**200 in each paper MCQs**

Subject	Paper Code	Book let No.
<b>Medicine paper-I</b>	M2O4M	1301
	M3P1N	1278
	M4M2O	1279
	M1N3P	1280
<b>Medicine Paper-II</b>	M2O4M	2285
	M3P1N	2278
	M4M2O	2279
	M1N3P	2284

i) What is the minimum percentage of required for passing.

**50%**

*50%*


*[Signature]*


**Clinical**

1. Date of Examination.      08/02/2016 to 12/02/2016
  
2. Date & time when the examination was inspected. 08/02/2016 to 12/02/2016 9:00 to 4:00
  
3. Are the invigilation arrangements satisfactory?      Yes
  
4. No. of candidates appeared.      54 on the day of inspection
  
5. Long cases    20 list attached      **(annex-6)**
  
6. Type of cases given (list may be attached)      from CNS, CVS, GIT, Infectious diseases, resp. system and renal diseases
  
7. Time allotted for study of the case.      45 minutes
  
8. Nature of Discussion of case by the candidate.  
On the basis of history and clinical examination differential diagnosis of cases along with interpretation of laboratory data, logical conclusion to diagnosis and treatment was discussed which was relevant
  
9. Time of discussion. 15 to 20 Minutes
  
10. Was the discussion fair, searching and sufficient practical?      Yes

**Short Cases**

1. Type of cases given (List may be attached).      Brief history, GPE and relevant system examination
  
2. How many cases were given to each candidate?      Two
  
3. How long did examination in short cases last for each Candidate?  
15 to 20 Minutes
  
4. Standard displayed by the candidates in general in the clinical part of the examination.      Good

  
9

  
Dean  
Faculty of Medicine



5. How was the assessment done? One examiner either internal or external examined one student at bed side taking care not to allot the case of same system as his/her second case.
6. Was it done jointly by more than one Examiner? One examiner at a time
7. How many marks are allotted for clinical examination? 100
8. What is the minimum percentage for passing the clinical part? 50%
9. Are marks obtained in any other part of the examination added on to that obtained in the clinical examination? No
10. Are marks given for clinical works done in the wards added on to the marks obtained in the clinical examination? No
11. If so, to what extent? Does not apply
12. How has it influenced the result at the final examination? In no way. only qualifying for the final exam.  
The ward work was evaluated by MCQ, clinical and viva.

(Method of assessment of clinical work in the wards may be clearly stated).

### **VIVA-VOCE**

1. What did it consist of  
(Give extent of coverage of subject)  
There are four OSCE stations with an examiner observing each station along with 6 spots consisting of ECG, X-ray, instrument, Drug and two clinical problems.
2. How was it conducted? In a systematic manner with proper emphasis on observation, Interpretation and advise.
3. What was the standard? Very Good
4. What was the nature of assessment? OSCE + Spots
5. Was it done jointly by more than one examiner? No
6. How are the marks obtained in different parts of the examination grouped?  
Viva marks (20) were added with theory marks and long, short and ultra short cases consisted clinical examination

*[Handwritten signature]*

7. What is the minimum for passing in each and in the grand total? 50%

8. Results for the last three years. Attached **(annex-7)**

9. No. of students appeared?

Year 2015 168

Year 2014 132

Year 2013 169


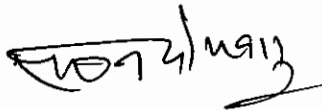
10.No. of students passed?

Year 2015 154

Year 2014 109

Year 2013 152

11.Other remarks if any. Nil



Dean  
Faculty of Medicine  
K.G. Medical University, U.P.  
Lucknow



**Conclusions :**

**Was the examination conducted satisfactorily?**


Yes the examination was conducted with sufficient number of patients with different system diseases. The students were given enough time and care was taken to judge them in all spheres of Medicine with different examiner taking long(1), short(2), ultra short(2) cases and if a student was not examined by an examiner in clinical cases (there were total 8 examiners where as a student was examined at 5 aforementioned cases) He/She was examined by remaining examiners in viva.


**Was the standard sufficient for the M.B.B.S. examination as required by Regulations of the Medical Council of India? Yes**

The curriculum also examined which is as per the MCI norms. (annex-8)

Date : 08/02/2016

Place : King George's Medical University, Lucknow.

  
Dean  
Faculty of Medicine  
K.G. Medical University, U.P.  
Lucknow

 Nemaie. Namt  
8.2.16.

**Signature**  
(Inspectors/Visitors)





**MEDICAL COUNCIL OF INDIA**

**STANDARD INSPECTION FORM**

**FORM - C**

On the

Final M.B.B.S. Examination of **King George's Medical University U.P.  
Lucknow**

In the subject of

**Surgery(general)**

held at

**King George's Medical University UP.,**

Place **Shahameena Road, Chowk, Lucknow-226003**

1. Date of Inspection : 08/02/2016


1

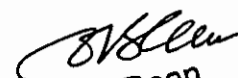
Dean  
Faculty of Medicine  
K.G. Medical University, U.P.  
Lucknow

2. Names of Inspectors : Dr. Nemai Ch. Nath  
Dr. Lakhan Poswal
3. Date of last Inspection/Visitation : 24.04.2015
4. Name of last inspectors/Visitors :

Name of the Assessors/ Inspectors	Correspondence Address	Contact No.	Email
Dr. Sham Singla	Professor, Department of General Surgery, Pt. B.D. Sharma post Graduate Institute of Medical Sciences, Rohtak-124001(Haryana)	9813775583	drshamsingla@gmail.com
Dr. Amita Giri	Professor, Department of Pathology, North Bengal Medical College, Darjeeling West Bengal	09434001105	amita_giri@gmail.com
Dr. Apurva Pawde	Professor, Department of ENT/Otorhinolaryngology, Govt. Medical College, Nagpur, Maharastra	9823280039	apurva.pawade@gmail.com
Dr. Y. Vishwanath	Professor, Department of Pharmacology, Vijaynagar Institute of Medical Sciences, Bellary, Karnatka	9448217750	vishwanathpharmacology@yahoo.com

Sl. No.	Deficiencies pointed out by the Assessors during Visit on 24.04.2015 (for academic Year 2015-16)	Rectification
01.	<p><b>Deficiency of Residents is as under:</b> (b) The Following Residents were not available: (Includes those who are not available, absent, not signed attendance sheet before 11AM)</p> <p>Senior Resident: Med. - 04, Paed.-02, TB Chest - 02, Surgery- 05, Radiodignosis-05, Ortho-01, Anesth.-02.</p> <p><b>Deficiency of Residents is 11.4% (i.e. 21</b></p>	<p>All the deficiencies have been rectified following new appointments of Senior Residents in the various departments. The present status is as under:</p> <p>In the Department of Medicinc 05 (Five) Senior Residents have joined vide order no. 332, 333, 334, 335 &amp; 336 dated 25.04.2015 (<b>Photocopies of appointed letter and joining report enclosed herewith</b>). <b>Now in the department of Medicine 15 SRs are working</b> (vide order no. 14331, 14332, 14333, 14334, 14335, 14337, 14338, 14341, 14342, 14343 14339 &amp; , dated 30.07.2015 &amp; 16846 dated</p>



  
Dean  
Faculty of Medicine  
K.G. Medical University, U.P.  
Lucknow



	out of 183)	<p>31.08.2015 &amp; 801 dated 14.09.2015) against the requirement of 08 as per latest MSR.</p> <p>In the Department of Surgery 03 (Three) Senior Residents have joined vide order no. 326, 328, 331 dated 25.04.2015. (Photocopies of appointed letter and joining report enclosed herewith). Now in the department of Surgery (Gen.) 15 SRs are working (vide order no. 14394, 14395, 14396, 14397, 14398, 14399, 14400, 14401, 14402, 14403, 14404, 14405, 14406 dated 30.07.2015 &amp; vide order no. 13 dt. 07.01.2015 &amp; vide order no. 799 dt. 14.09.2015 against the requirement of 08 as per latest MSR.</p> <p>In the Department of Paediatric 10 SRs are working at present (joined vide order no. 14513, 14514, 14515, 14516, 14519 &amp; 14520 dated 31.07.2015 &amp; vide order no. 16554, 16556 dt. 26-08-2015 &amp; vide order no. 13 dt. 07.01.2015) against the requirement of 04 as per latest MSR.</p> <p>In the Department of Radiodiagnosis 08 SRs are working at present (joined vide order no. 14410, 14411, 14412, 14413, 14414, 14415 &amp; 14416 dated 30.07.2015). against the requirement of 04 as per latest MSR.</p> <p>In the Department of Anaesthesiology 13 SRs are working at present (joined vide order no. 14373, 14374, 14375, 14376, 14377, 14379, 14380, 14381, 14382 dt. 30.07.2015, order no. 14531 dt. 31.07.2015 &amp; vide order no. 13 dt. 07.01.2015 &amp; vide order no. 17471 dt. 08.09.2015) against the requirement of 05 as per latest MSR.</p> <p>In the Department of Orthopedic Surgery 08 SRs are working at present (joined vide order no. 14326/SR-1, 14327/SR-1, 14328/SR-1 dt. 30.07.2015 &amp; vide order no. 14508/SR-1, 14509/SR-1, 14510/SR-1, 14511/SR-1 &amp; 14512/SR-1 dt. 31.07.2015) against the requirement of 05 as per latest MSR.</p> <p>In the Department of TB Chest (Deptt. of Respiratory Medicine) 03 SRs are working at present (joined vide order no. 14346/SR-1, 14409/SR-1 dated 30-07-2015 &amp; order no. 800 dt. 14.09.2015) against the requirement of 02 as per latest MSR.</p> <p><b>Deficiency of Residents: Nil</b></p>
02	Lecture Theatre of capacity 650 shown is an Auditorium, Deficiency remains as it is.	<p>The Lecture Theatre of 650 capacity is now available at the newly build Teaching Complex (Kalam Centre).</p> <p>The Lecture Theatre is equipped with state of art audio-visual facilities, e-class facility and has its own security system with backup of power supply.</p>

20/7/15

3

Dean  
Faculty of Medicine  
K.G. Medical University, U.P.  
Lucknow



**A. Scheme of Examination**

Marks allotted

1. Theory  
**Surgery -  
120+ 60 (internal assessment)**
2. Clinical/practical – 100 (80+20)
3. Oral -20

Minimum marks for  
Passing the Exam.  
**50%**

**B. Theory**

- | 1. Theory paper | Subject | Time for the paper (1 copy of each of the papers may be attached). |
|-----------------|---------|--|
|-----------------|---------|--|

Paper 1	<b>Surgery Paper -I with orthopaedics Copy enclosed</b>	3 hrs
---------	---	-------

Paper 2	<b>Surgery Paper -II with special surgery Copy enclosed</b>	3 hrs
---------	---	-------

- |                               |  |
|-------------------------------|--|
| 2. Dates on which conducted : | <b>Surgery Paper -I Dated 22.01.2016<br/>Surgery Paper-II Dated 23.01.2016</b> |
|-------------------------------|--|

- |                      |  |
|----------------------|--|
| 3. Where conducted : | <b>Examination Hall King George's Medical University, Lucknow, UP.</b> |
|----------------------|--|

*2014/14112* <sup>4</sup>

*[Signature]*  
Dean  
Faculty of Medicine  
K.G. Medical University, U.P.  
Lucknow

## 4. Invigilation arrangements :

<b>Surgery Paper -I</b>	<b>Chief Invigilator</b>	-1
	<b>Co-Chief Invigilator</b>	-1
	<b>Invigilators</b>	-12
<b>Surgery Paper -II</b>	<b>Chief Invigilator</b>	-1
	<b>Co-Chief Invigilator</b>	-1
	<b>Invigilators</b>	-12

5. No. of candidates appeared :	<b>Surgery Paper-I</b>	<b>273</b>
	<b>Surgery paper-II</b>	<b>273</b>

## 6. Papers setters :


<b>Name &amp; qualification</b>	<b>Designation</b>	<b>Experience as Examiner</b>
<b>Surgery paper-I</b>		
Dr. Dheeraj Raj	Associate Professor	2.5 years
Dr. Gyanendra Tonk	Professor	5 years
<b>Surgery paper-II</b>		
Dr. A.A Sonkar	Professor and head	10 years
Dr. Suresh Kumar	Professor	5 years

**Remarks by the Inspectors/Visitors regarding**

a) Nature of the questions.

**MCQs**

5



  
 Dean  
 Faculty of Medicine  
 K.G. Medical University, U.P.  
 Lucknow

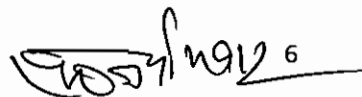


- b) Do they cover the whole field of prescribed curriculum **Yes**
- c) What is the standard displayed in the answers. **Answer sheet not seen**
- d) What is the nature of assessment. **Summative**
- e) What is the minimum percentage necessary for passing the theory examination **50%**
- f) What percentage of marks obtained at periodical examinations conducted during the course is carried forwarded to the final examination. **After completion of third semester - 25 marks, fourth/ fifth semester - 25 marks which are reduced to 25 marks and one at completion of 7<sup>th</sup> and 9<sup>th</sup> of 100 marks each reduced to 10 marks each. And 15 marks from orthopaedics making a total of 60 marks. Marks obtained out of 60 marks carried forward cent percent to final examination.**
- g) Method of assessment of examination conducted During the course of study to be clearly stated. **MCQ, Practical and Viva**
- h) How has it influenced the result at the final examination. It does not influence towards passing in final exam.

## II. Practical/clinical

How is the practical examination conducted give details.

Each student is given a long case, three short cases and viva at five OSCE stations. Each station of 3 marks and duration 2minutes(surgery).



  
**Dean**  
 Faculty of Medicine  
 K.G. Medical University, U.P.  
 Lucknow



Each student is given a short case and viva at five OSCE stations. Each station of 1 marks and duration 2 minutes(orthopedics)

Does the practical cover the different branches of the subject? Yes

a) Time allotted for section.

Long case 45 minutes, 3 short case 15 minutes each, 2 minutes in each of five OSCE stations.(surgery)

Short case 15 minutes and viva at five OSCE stations. Each OSCE station of 1 marks and duration 2 minutes(orthopedics)

b) Examiners

	<b>Names &amp; qualification</b>	<b>Designation</b>	<b>Experience as examiner</b>
<b>Internal Surgery</b>	Prof. A.A. Sonkar Prof. Suresh Kumar Dr. Anand Misra Dr. Awanish Kumar	Professor and Head Professor AssociateProfessor AssociateProfessor	10 years years 5 years 5 years
Orthopaedic surgery	Dr. Ajai singh	Professor	7 years
<b>External Surgery</b>	Dr. Sudheer Rathi Dr. Kedar Singh Shahi Dr. Dheeraj Dr. Ashok Kumar	Professor Professor AssociateProfessor AssistantProfessor	8 Years 6 Years 2.5 years 2Years

*(Handwritten signature)*

*(Handwritten signature)*  
Dean  
Faculty of Medicine  
K.G. Medical University, U.P.  
Lucknow

*(Handwritten signature)*

orthopaedics	Dr. Sunil Kumar Sheopaltan	Associate professor	1 year
--------------	-------------------------------	---------------------	--------

Mode & conduct of practical.

Is it in batches or otherwise.

It is in batches

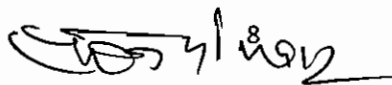
c) Are there other centers where the Examination is conducted by the same University? **YES**

If so, where? MLN Medical College Allahabad

i) Do the same examiners conduct the examination in other centers too?  
**No**

ii) If not what steps are taken to ensure uniformity of standard.  
The senior most internal examiner becomes the moderator who looks after the uniformity of standard

d) Date of Examination 08/02/2016 to 12/02/2016  
**Examination Scheme Attached**



  
Dean  
Faculty of Medicine  
K.G. Medical University, U.P.  
Lucknow



e) Date and time when the examination was inspected.

08/02/2016 from 09:00 to 04:00

f) Are the invigilation arrangements satisfactory? Yes

g) No. of candidates appeared.

<b>Surgery Paper-I</b>	<b>273</b>
<b>Surgery paper-II</b>	<b>273</b>

h) Number & type of questions (a copy of the question paper may be attached)

**200 in each paper MCQs**

Subject	Paper Code	Book let No.
<b>Surgery paper-I</b>	M204M	5293
	M3P1N	5278
	M4M2O	5291
	M1N3P	5292
<b>Surgery Paper-II</b>	M3PIN	6278
	M204M	6285
	M4M2O	6283
	M1N3P	6284

i) What is the minimum percentage of required for passing.

**50%**

**Clinical**


1. Date of Examination. 08/02/2016 to 12/02/2016

*[Handwritten signature]*  
9/1/16


*[Handwritten signature]*  
**Dean**  
Faculty of Medicine  
K.G. Medical University, U.P.  
Lucknow

*[Handwritten signature]*


2. Date & time when the examination was inspected. 08/02/2016 to 12/02/2016 9:00 am to 4:00 pm
3. Are the invigilation arrangements satisfactory? Yes
4. No. of candidates appeared. 57 on the day of inspection
5. Long cases 10 ( list attached (surgery)+ 8 (orthopaedics)
6. Type of cases given (list may be attached) from (Abdominal lump, breast lump, thyroid lump, PVD etc )
7. Time allotted for study of the case. 45 minutes for long case and 15 minutes for short case(surgery) and 15 minutes for short case orthopaedic short case and viva at five OSCE stations.Each station of 1 marks and duration 2 minutes surgery.
8. Nature of Discussion of case by the candidate.  
On the basis of history and clinical skill examination with interpretation of clinical signs and lab. Data, differential diagnosis of cases , logical conclusion to diagnosis and appropriate management was discussed which was relevant.
9. Time of discussion. 15 to 20 Minutes
10. Was the discussion fair, searching and sufficient practical? Yes



10



Dean  
Faculty of Medicine  
K.G. Medical University, U P  
Lucknow




**Short Cases**

1. Type of cases given (List may be attached).      Inguinal hernia, neck swelling, hypospadias etc(list attached)
  
2. How many cases were given to each candidate?      Three(surgery) + one (orthopaedic surgery)
  
3. How long did examination in short cases last for each Candidate?  
15 to 20 Minutes
  
4. Standard displayed by the candidates in general in the clinical part of the examination.      Good
  
5. How was the assessment done?      One examiner either internal or external examined one student at bed side. On the basis of history and clinical skill examination with interpretation of clinical signs and lab. Data, differential diagnosis of cases, logical conclusion to diagnosis and appropriate management was discussed which was relevant.
  
6. Was it done jointly by more than one Examiner?      No, One examiner at a time.
  
7. How many marks are allotted for clinical examination?      100
  
8. What is the minimum percentage for passing the clinical part?  
50%
  
9. Are marks obtained in any other part of the examination added on to that obtained in the clinical examination?      No
  
10. Are marks given for clinical works done in the wards added on to the marks obtained in the clinical examination?      No

*(Handwritten signature)* 11

*(Handwritten signature)*  
 Dean  
 Faculty of Medicine  
 K.G. Medical University, U.P.  
 Lucknow





11. If so, to what extent? Does not apply

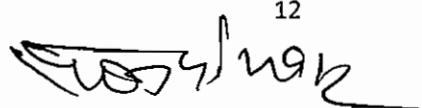
12. How has it influenced the result at the final examination? In no way  
only qualifying for the final exam.

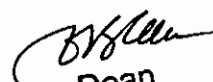
The ward work was evaluated by MCQ, clinical and viva.

(Method of assessment of clinical work in the wards may be clearly stated).

**VIVA-VOCE**

1. What did it consist of  
(Give extent of coverage of subject)  
There are five OSCE stations(surgery) with an examiner at each station and 5 OSCE Stations(orthopaedics)
2. How was it conducted? In a systematic manner with proper emphasis on observation, Interpretation and advice.  
Surgery OSCE stations consisted of Surgical pathology, surgical anatomy, surgical radiology, operative discussion and surgical instruments.  
Orthopaedics OSCE station consisted of orthopaedic radiology, orthopaedic surgical pathology, orthopaedic instruments/implants, splints and anatomy.
3. What was the standard? Fairly Good
4. What was the nature of assessment? Emergency management, interpretation of Xray, and logical conclusion were examined by OSCE.
5. Was it done jointly by more than one examiner? No, one examiner at one station.
6. How are the marks obtained in different parts of the examination grouped?  
Viva marks (20) were added with theory marks and long case and short case practical and OSCE viva.
7. What is the minimum for passing in each and in the grand total? 50%

12  


  
Dean  
Faculty of Medicine  
K.G. Medical University, U.P.  
Lucknow

8. Results for the last three years. Attached

9. No. of students appeared?

Year 2015	168
Year 2014	131
Year 2013	169

10.No. of students passed?

Year 2015	118
Year 2014	104
Year 2013	163


11.Other remarks if any. Nil

**Conclusions :**

Was the examination conducted satisfactorily?

Yes the examination was conducted with sufficient number of patients of variety of systems. The students were given enough time and care was taken to judge them in all spheres of surgery with different examiner taking long(1), short(3) and 5 OSCE stations (surgery).

4/11/12

  
 Dean  
 Faculty of Medicine  
 K.G. Medical University, U.P.  
 Lucknow

Was the standard sufficient for the M.B.B.S. examination as required by Regulations of the Medical Council of India? Curriculum As per MCI norms.

Eligibility of the candidates and examiners is verified

Training schedule included clinical postings as per MCI schedule and included lectures, demonstrations and integrated teaching but it appear to me that lecture classes duration is somewhat more and student participation appear somewhat less.

Variety of long cases, short cases , instruments were present, sufficient time given for examination and interrogation. Theory questions were objectively structured and encompass all sections of surgery and method of internal assessment was fairly day to day basis.

So in the light of above, the standard is sufficient for the M.B.B.S. examination as required by Regulations of the Medical Council of India.


Date : 08/02/2016

Place : King George's Medical University, Lucknow.

  
Dean  
Faculty of Medicine  
K.G. Medical University, U.P.  
Lucknow

  
8.2.16.

**Signature**  
(Inspectors/Visitors)





**MEDICAL COUNCIL OF INDIA**

**STANDARD INSPECTION FORM**

**FORM - C**

On the

Final M.B.B.S. Examination of **King George's Medical University U.P.**  
**Lucknow**

In the subject of

**Obst. & Gynecology**

held at

**King George's Medical University UP.,**

Place **Shahameena Road, Chowk, Lucknow-226003**

Dean  
Faculty of Medicine  
K.G. Medical University, U.P.  
Lucknow

1. Date of Inspection : 08.02.2016
2. Names of Inspectors : Dr. Nemai Ch. Nath, Professor,  
Department of General Surgery,  
Calcutta National Medical College,  
Kolkata, West Bengal.  
Dr. Lakhon Poswal, Professor,  
Deptt. Of Paediatrics,  
RNT Medical College, Udaipur,  
Rajasthan
3. Date of last Inspection/Visitation : 24.04.2015
4. Name of last inspectors/Visitors :

Name of the Assessors/inspectors	Correspondence Address	Contact No.	Email
Dr. Sham Singla	Professor, Department of General Surgery, Pt. B.D. Sharma post Graduate Institute of Medical Sciences, Rohtak-124001(Haryana)	9813775583	drshamsingla@gmail.com
Dr. Amita Giri	Professor, Department of Pathology, North Bengal Medical College, Darjeeling West Bengal	09434001105	amita_giri@gmail.com
Dr. Apurva Pawde	Professor, Department of ENT/Ororhinolaryngology, Govt. Medical College, Nagpur, Maharastra	9823280039	apurva.pawade@gmail.com
Dr. Y. Vishwanath	Professor, Department of Pharmacology, Vijaynagar Institute of Medical Sciences, Bellary, Karnatka	9448217750	vishwanathpharmacology@yahoo.com

Sl. No.	Deficiencies pointed out by the Assessors during Visit on 24.04.2015 (for academic Year 2015-16)	Rectification
01.	Deficiency of Residents is as under: (b) The Following Residents were not	All the deficiencies have been rectified following new appointments of Senior Residents in the various

*(Signature)*

2

*(Signature)*  
Dean  
Faculty of Medicine

*(Signature)*

<p>available: (Includes those who are not available, absent, not signed attendance sheet before 11AM)</p> <p>Senior Resident: Med. - 04, Paed.-02, TB Chest - 02, Surgery- 05, Radiodiagnosis-05, Ortho-01, Anesth.-02.</p> <p>Deficiency of Residents is 11.4% (i.e. 21 out of 183)</p>	<p>departments. The present status is as under:</p> <p>In the Department of Medicine 05 (Five) Senior Residents have joined vide order no. 332, 333, 334, 335 &amp; 336 dated 25.04.2015 (Photocopies of appointed letter and joining report enclosed herewith). Now in the department of Medicine 15 SRs are working (vide order no. 14331, 14332, 14333, 14334, 14335, 14337, 14338, 14341, 14342, 14343, 14339 &amp; , dated 30.07.2015 &amp; 16846 dated 31.08.2015 &amp; 801 dated 14.09.2015) against the requirement of 08 as per latest MSR.</p> <p>In the Department of Surgery 03 (Three) Senior Residents have joined vide order no. 326, 328, 331 dated 25.04.2015. (Photocopies of appointed letter and joining report enclosed herewith). Now in the department of Surgery (Gen.) 15 SRs are working (vide order no. 14394, 14395, 14396, 14397, 14398, 14399, 14400, 14401, 14402, 14403, 14404, 14405, 14406 dated 30.07.2015 &amp; vide order no. 13 dt. 07.01.2015 &amp; vide order no. 799 dt. 14.09.2015 against the requirement of 08 as per latest MSR.</p> <p>In the Department of Paediatric 10 SRs are working at present (joined vide order no. 14513, 14514, 14515, 14516, 14519 &amp; 14520 dated 31.07.2015 &amp; vide order no. 16554, 16556 dt. 26-08-2015 &amp; vide order no. 13 dt. 07.01.201) against the requirement of 04 as per latest MSR.</p> <p>In the Department of Radiodiagnosis 08 SRs are working at present (joined vide order no. 14410, 14411, 14412, 14413, 14414, 14415 &amp; 14416 dated 30.07.2015), against the requirement of 04 as per latest MSR.</p> <p>In the Department of Anaesthesiology 13 SRs are working at present (joined vide order no. 14373, 14374, 14375, 14376, 14377, 14379, 14380, 14381, 14382 dt. 30.07.2015, order no. 14531 dt. 31.07.2015 &amp; vide order no. 13 dt. 07.01.2015 &amp; vide order no. 17471 dt. 08.09.2015) against the requirement of 05 as per latest MSR.</p> <p>In the Department of Orthopedic Surgery 08 SRs are working at present (joined vide order no. 14326/SR-1, 14327/SR-1, 14328/SR-1 dt. 30.07.2015 &amp; vide order no. 14508/SR-1, 14509/SR-1, 14510/SR-1, 14511/SR-1 &amp; 14512/SR-1 dt. 31.07.2015) against the requirement of 05 as per latest MSR.</p> <p>In the Department of TB Chest (Deptt. of Respiratory Medicine) 03 SRs are working at present (joined vide order no. 14346/SR-1, 14409/SR-1 dated 30-07-2015 &amp; order no. 800 dt. 14.09.2015) against the requirement of 02 as per latest MSR.</p>
--	---

*[Handwritten signature]* 3

*[Handwritten signature]*  
Dean  
Faculty of Medicine  
University of Hyderabad

*[Handwritten signature]*

		Deficiency of Residents: Nil
02	Lecture Theatre of capacity 650 shown is an Auditorium, Deficiency remains as it is.	The Lecture Theatre of 650 capacity is now available at the newly build Teaching Complex (Kalam Centre).  The Lecture Theatre is equipped with state of art audio-visual facilities, e-class facility and has its own security system with backup of power supply.

A. Scheme of Examination

Marks allotted

1. Theory

**Obst. Gynecology- 80**

2. Clinical/practical

**Obst. Gynecology- 50**

3. Oral

**Obst. Gynecology- 30**Minimum marks for  
Passing the Exam.  
**50%**B. Theory

1. Theory paper

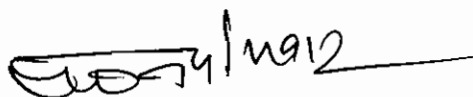


Subject

Time for the paper (1 copy of each of the papers may be attached).

No. 1

**Obst. & Gynecology, Copy enclosed  
Family planning and social Obst.**

No. 2

**Obst. & Gynaecolgy, Copy enclosed  
Family planning and social Obst.**

  
 Dean  
 Faculty of Medicine  
 K.G. Medical University, U.P.  
 Lucknow
 

2. Dates on which conducted :

**Obst. & Gynaecolgy-I** dated 27.01.2016  
**Obst. & Gynaecolgy-II** dated 28.01.2016

3. Where conducted : **Examination Hall, King George's Medical University UP, Lucknow**

4. Invigilation arrangements :

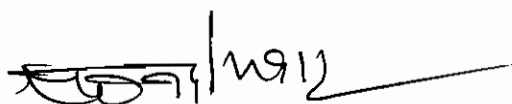
<b>Obst. &amp; Gynae. Paper -I</b>	<b>Chief Invigilator</b>	-1
	<b>Co-Chief Invigilator</b>	-1
	<b>Invigilators</b>	-12
<b>Obst. &amp; Gynae. Paper -II</b>	<b>Chief Invigilator</b>	-1
	<b>Co-Chief Invigilator</b>	-1
	<b>Invigilators</b>	-12

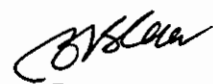
5. No. of candidates appeared :

<b>Obst. &amp; Gynae. Paper-I</b>	<b>277</b>
<b>Obst. &amp; Gynae. Paper-II</b>	<b>277</b>

6. Papers setters :

<b>Name &amp; qualification</b>	<b>Designation</b>	<b>Experience as Examiner</b>
<b>Obst. &amp; Gynae. Paper-I</b>		
Dr Sunita Malik	Professor	15 Years
Dr. Anjoo Agarwal	Professor	10 Years
<b>Obst. &amp; Gynae. Paper-II</b>		
Dr. Vineeta Das	Professor & Head	25 Years
Dr. S.P. Jaiswar	Professor	20 Years



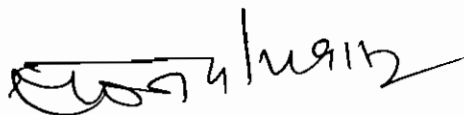
  
 Dean  
 Faculty of Medicine  
 K.G. Medical University, U.P.  
 Lucknow

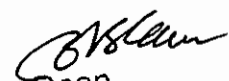




**Remarks by the Inspectors/Visitors regarding**

- a) Nature of the questions. **MCQs**
- b) Do they cover the whole filed of prescribed curriculum **Yes**
- c) What is the standard displayed in the answers. **ANSWER SCRIPT NOT SEEN**
- d) What is the nature of assessment. **Summative**
- e) What is the minimum percentage necessary for passing the theory examination **50%**
- f) What percentage of marks obtained at periodical examinations conducted during the course is carried forwarded to the final examination. **100%**
- g) Method of assessment of examination conducted During the course of study to be clearly stated.  
**Clinical**  
**Ward leaving exam** by Viva, dressers copy and case presentation assessment after 3<sup>rd</sup> 6<sup>th</sup> and 9<sup>th</sup> sem-10marks each=30 marks reduced to 10 marks  
**Grand viva / OSCE** ==10 marks  
**Theory**  
 2 **Tests** after lectures by SAQ/MCQ 10 marks each--20 marks reduced to 10  
**Terminal exam** by SAQ or MCQ 100marks reduced to 10
- h) How has it influenced the result at the final examination **NO INFLUENCE**



  
 Dean  
 Faculty of Medicine  
 K.G. Medical University, U.P.  
 Lucknow



**II. Practical/clinical**

How is the practical examination conducted give details.

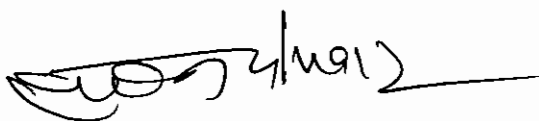
Each student is subjected to one long obstetric case, one long gyne case and OSCE with 10 stations (drugs, instruments, specimens, counseling, FP, skill demonstration)


Does the practical cover the different branches of the subject? Yes

a) Time allotted for section. Obst case-45min and 15 min discussion, Gyne case- 45min with 15 min discussion, Family planning in OSCE stations-20min

b) Examiners

	<b>Names &amp; qualification</b>	<b>Designation</b>	<b>Experience as examiner</b>
<b>Internal</b>			
Obst. & Gynae.	Dr Vinita Das Dr SP Jaiswar Dr Anjoo Agarwal Dr Rekha Sachan	Professor & Head Professor Professor Professor	25 Years 20 Years 10 Years 08 Years
<b>External</b>			
Obst. & Gynae	Dr. Hemali H. Sinha Dr. Devender Kumar Dr. Shardha Patra Dr. SomaJita Charkborty	Professor Professor Professor Associate Professor	05 Years 06 Years 05 Years 02 Years



  
**Dean**  
 Faculty of Medicine  
 K.G. Medical University, U.P.  
 Lucknow



Mode & conduct of practical.

Is it in batches or otherwise. **Batches**

c) Are there other centers where the Examination is conducted by the same University? **YES**  
**MNL Medical College Allahabad**

If so, where?

**MNL Medical College Allahabad**

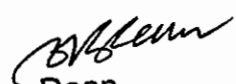
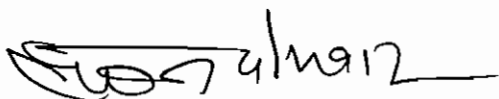
i) Do the same examiners conduct the examination in other centers too?  
**No**

ii) If not what steps are taken to ensure uniformity of standard.

**Common Board of Studies meeting**  
**Common Theory paper held on same day**  
**Senior most enter Examiner is the moderator and looks after the**  
**uniformity of standard**

d) Date of Examination **27<sup>th</sup> & 28<sup>th</sup> Jan, 2016**  
**Examination Scheme Attached**

e) Date and time when the examination was inspected.  
**08.02.2016 at 9.00 am**



**Dean**  
Faculty of Medicine  
K.G. Medical University, U.P.  
Lucknow



f) Are the invigilation arrangements satisfactory? **Satisfactory**

g) No. of candidates appeared.

**Obst. & Gynae. Paper-I 277**

**Obst. & Gynae. Paper-II 277**

h) Number & type of questions (a copy of the question paper may be attached)  
**200 in each paper MCQs**

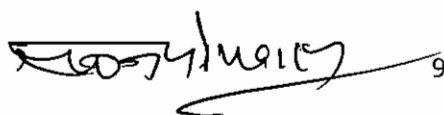
Subject	Paper Code	Book let No.
<b>Obst. &amp; Gynae. paper-I</b>	O2O4M	3285
	O3P1N	3278
	O4M2O	3279
	O1N3P	3280
<b>Obst. &amp; Gynae. paper-II</b>	O2O4M	4305
	O3P1N	4278
	O4M2O	4307
	O1N3P	4280


i) What is the minimum percentage of required for passing.  
**50%**

**Clinical**

1. Date of Examination. **8<sup>th</sup> to 12 February, 2016**

2. Date & time when the examination was inspected.

 9

  
Dean  
Faculty of Medicine  
All India Institute of Medical Sciences, New Delhi



08.02.2016 at 9.00 a.m.

3. Are the invigilation arrangements satisfactory?

**Yes**

4. No. of candidates appeared.

**51**

5. Long cases

**One Obst. Case for each student**

**One Gynecology for each student**

6. Type of cases given (list may be attached)

**List attached**

7. Time allotted for study of the case.

**45 Minutes each case**

8. Nature of Discussion of case by the candidate

**History taking clinical sign elicitation and interpretation of Lab data and logical conclusion**

9. Time of discussion

**10-15 minutes**

10. Was the discussion fair, searching and sufficient practical?


**yes**

**Short Cases**  
**equal marks**


**No short cases , both long cases of**

1. Type of cases given (List may be attached).

2. How many cases were given to each candidate?



10

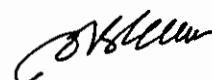
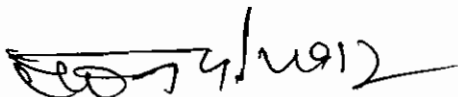
  
**Dean**  
Faculty of Medicine  
K.G. Medical University, U.P.  
Lucknow

3. How long did examination in short cases last for each Candidate?
4. Standard displayed by the candidates in general in the clinical part of the examination.
5. How was the assessment done?
6. Was it done jointly by more than one Examiner?
7. How many marks are allotted for clinical examination?
8. What is the minimum percentage for passing the clinical part?
9. Are marks obtained in any other part of the examination added on to that obtained in the clinical examination?
10. Are marks given for clinical works done in the wards added on to the marks obtained in the clinical examination?
11. If so, to what extent?
12. How has it influenced the result at the final examination?


(Method of assessment of clinical work in the wards may be clearly stated).

**VIVA-VOICE**

1. What did it consist of  
(Give extent of coverage of subject)



Dean  
Faculty of Medicine  
K.G. Medical University, U.P.  
Lucknow



**OSCE with 10 stations (drugs, instruments, specimens, counseling, FP, skill demonstration.**

2. How was it conducted?

**Groups of 10 students. Each student rotated to each station of 3 minutes duration (in total 30 minutes)**

3. What was the standard?

**Satisfactory**

4. What was the nature of assessment? **Summative**

**Objective structured**

5. Was it done jointly by more than one examiner?

**02 internal examiner and 02 external examiner took viva in separate room**

6. How are the marks obtained in different parts of the examination grouped?

**Theory- 02 papers of 40 marks each – 80 marks**

**Clinical -02 case of 25 marks each – 50 marks**

**OSCE- 20 marks**

**Delivery records-10**

**Internal assessment -40**

7. What is the minimum for passing in each and in the grand total?

**Minimum passing 25 in clinical**

**55 in OSCE + Theory + delivery record**

8. Results for the last three years.

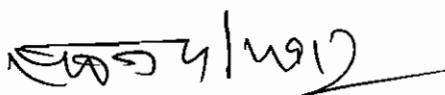
**Attached**


9. No. of students appeared?

2013- 176 (reg.)      39 (Supl.)

2014 - 151(reg.)      75 (Supl.)

2015 - 164 (reg.)      40 (supl.)



  
Dean  
Faculty of Medicine  
K.G. Medical University, U.P.  
Lucknow



10.No. of students passed?

2013- 159 (reg.)	15 (Supl.)
2014 – 134 (reg.)	54 (Supl.)
2015 – 146 (reg.)	23 (supl.)

11.Other remarks if any.

Nil

**Conclusions :**

Was the examination conducted satisfactorily? Yes

Was the standard sufficient for the M.B.B.S. examination as required by Regulations of the Medical Council of India?

**Eligibility of examiners & candidates verified**

**Conduct of exam. – Good**

**Standard of questions & answers given by candidates- good**

**Curriculum as per MCI norms updated recently .**

**Training schedule include-**


**Lectures demonstration maternity posting, students participation  
integrated teaching**


**Standard of examination is fairly high.**

**Drawback –**

**During presentation of case candidates and reading the answer sheet.**

**So the standard is sufficient for the M.B.B.S. examination as required by Regulations of the Medical Council of India.**



  
Dean  
Faculty of Medicine  
K.G. Medical University, U.P.  
Lucknow





Date :

Place :

*Nemai C. Nandi*  
8/27/16  
**Signature**  
(Inspectors/Visitors)

*[Handwritten Signature]*  
**Dean**  
Faculty of Medicine  
K.G. Medical University, U.P.  
Lucknow

*[Handwritten Signature]*



**MEDICAL COUNCIL OF INDIA**

**STANDARD INSPECTION FORM**

**FORM - C**

On the

Final M.B.B.S. Examination of **King George's Medical University U.P.  
Lucknow**

In the subject of

**Paediatric**

held at

**King George's Medical University UP.,**

Place **Shahameena Road, Chowk, Lucknow-226003**

**Dean**  
Faculty of Medicine  
K.G. Medical University, U.P.  
Lucknow

1. Date of Inspection : 08/02/2016
2. Names of Inspectors : Dr. Nemaï Ch. Nath  
Dr. Lakhān Poswal
3. Date of last Inspection/Visitation : 24.04.2015
4. Name of last inspectors/Visitors :

Name of the Assessors/ inspectors	Correspondence Address	Contact No.	Email
Dr. Sham Singla	Professor, Department of General Surgery, Pt. B.D. Sharma post Graduate Institute of Medical Sciences, Rohtak-124001(Haryana)	9813775583	drshamsingla@gmail.com
Dr. Amita Giri	Professor, Department of Pathology, North Bengal Medical College, Darjeeling West Bengal	09434001105	amita_giri@gmail.com
Dr. Apurva Pawde	Professor, Department of ENT/Otorhinolaryngology, Govt. Medical College, Nagpur, Maharashtra	9823280039	apurva.pawade@gmail.com
Dr. Y. Vishwanath	Professor, Department of Pharmacology, Vijaynagar Institute of Medical Sciences, Bellary, Karnatka	9448217750	vishwanathpharmacology@yahoo.com


Sl. No.	Deficiencies pointed out by the Assessors during Visit on 24.04.2015 (for academic Year 2015-16)	Rectification
01.	<p><b>Deficiency of Residents is as under:</b></p> <p>(b) The Following Residents were not available: (Includes those who are not available, absent, not signed attendance sheet before 11AM)</p> <p>Senior Resident: Med. - 04, Paed.-02, TB Chest - 02, Surgery- 05, Radiodignosis-05,</p>	<p>All the deficiencies have been rectified following new appointments of Senior Residents in the various departments. The present status is as under:</p> <p>In the Department of Medicine 05 (Five) Senior Residents have joined vide order no. 332, 333, 334, 335 &amp; 336 dated 25.04.2015 (Photocopies of appointed letter and joining report enclosed herewith). Now in the department of Medicine 15 SRs are working (vide order no. 14331,</p>


*Handwritten signature/initials*

*Handwritten signature*  
Dean  
Faculty of Medicine  
K.G. Medical University, U.P.

*Handwritten signature*

<p>Ortho-01, Anesth.-02.</p> <p><b>Deficiency of Residents is 11.4% (i.e. 21 out of 183)</b></p>	<p>14332, 14333, 14334, 14335, 14337, 14338, 14341, 14342, 14343 14339 &amp; , dated 30.07.2015 &amp; 16846 dated 31.08.2015 &amp; 801 dated 14.09.2015) against the requirement of 08 as per latest MSR.</p> <p>In the Department of Surgery 03 (Three) Senior Residents have joined vide order no. 326, 328, 331 dated 25.04.2015. (Photocopies of appointed letter and joining report enclosed herewith). Now in the department of Surgery (Gen.) 15 SRs are working (vide order no. 14394, 14395, 14396, 14397, 14398, 14399, 14400, 14401, 14402, 14403, 14404, 14405, 14406 dated 30.07.2015 &amp; vide order no. 13 dt. 07.01.2015 &amp; vide order no. 799 dt. 14.09.2015 against the requirement of 08 as per latest MSR.</p> <p><b>In the Department of Paediatric 10 SRs are working at present (joined vide order no. 14513, 14514, 14515, 14516, 14519 &amp; 14520 dated 31.07.2015 &amp; vide order no. 16554, 16556 dt. 26-08-2015 &amp; vide order no. 13 dt. 07.01.201) against the requirement of 04 as per latest MSR.</b></p> <p><b>In the Department of Radiodiagnosis 08 SRs are working at present (joined vide order no. 14410, 14411, 14412, 14413, 14414, 14415 &amp; 14416 dated 30.07.2015). against the requirement of 04 as per latest MSR.</b></p> <p><b>In the Department of Anaesthesiology 13 SRs are working at present (joined vide order no. 14373, 14374, 14375, 14376, 14377, 14379, 14380, 14381, 14382 dt. 30.07.2015, order no. 14531 dt. 31.07.2015 &amp; vide order no. 13 dt. 07.01.2015 &amp; vide order no. 17471 dt. 08.09.2015) against the requirement of 05 as per latest MSR.</b></p> <p><b>In the Department of Orthopedic Surgery 08 SRs are working at present (joined vide order no. 14326/SR-1, 14327/SR-1, 14328/SR-1 dt. 30.07.2015 &amp; vide order no. 14508/SR-1, 14509/SR-1, 14510/SR-1, 14511/SR-1 &amp; 14512/SR-1 dt. 31.07.2015) against the requirement of 05 as per latest MSR.</b></p> <p><b>In the Department of TB Chest (Deptt. of Respiratory Medicine) 03 SRs are working at present (joined vide order no. 14346/SR-1, 14409/SR-1 dated 30-07-2015 &amp; order no. 800 dt. 14.09.2015) against the requirement of 02 as per latest MSR.</b></p> <p><b>Deficiency of Residents: Nil</b></p>
--	--



  
 Dean  
 Faculty of Medicine  
 K.G. Medical University, U.P.  
 Lucknow



02	Lecture Theatre of capacity 650 shown is an Auditorium, Deficiency remains as it is.	<p>The Lecture Theatre of 650 capacity is now available at the newly build Teaching Complex (Kalam Centre).</p> <p>The Lecture Theatre is equipped with state of art audio-visual facilities, e-class facility and has its own security system with backup of power supply.</p>
----	--	---

A. **Scheme of Examination**

Marks allotted

1. Theory

**Pediatric** **40**

2. Clinical/practical

**Pediatric** **30**

3. Oral

**Pediatric** **10**

Minimum marks for  
Passing the Exam.  
**50%**

B. **Theory**

1. Theory paper

Subject

Time for the paper (1 copy of each of the papers may be attached).


No. 1

**Paediatric**

**Copy enclosed (annex-1)**

2. Dates on which conducted :

**Paediatric - dated 25.01.2016**




Dean  
Faculty of Medicine  
K.G. Medical University, U.P.  
Lucknow



3. Where conducted : **Examination Hall King George's Medical University, Lucknow, UP.**
4. Invigilation arrangements : **(annex-2)**
- |                                     |                             |            |
|-------------------------------------|-----------------------------|------------|
| <b>Medicine Paper -I</b>            | <b>Chief Invigilator</b>    | <b>-1</b>  |
|                                     | <b>Co-Chief Invigilator</b> | <b>-1</b>  |
|                                     | <b>Invigilators</b>         | <b>-12</b> |
| <b>Medicine Paper -II</b>           | <b>Chief Invigilator</b>    | <b>-1</b>  |
|                                     | <b>Co-Chief Invigilator</b> | <b>-1</b>  |
|                                     | <b>Invigilators</b>         | <b>-12</b> |
| <b>Surgery Paper -I</b>             | <b>Chief Invigilator</b>    | <b>-1</b>  |
|                                     | <b>Co-Chief Invigilator</b> | <b>-1</b>  |
|                                     | <b>Invigilators</b>         | <b>-12</b> |
| <b>Surgery Paper -II</b>            | <b>Chief Invigilator</b>    | <b>-1</b>  |
|                                     | <b>Co-Chief Invigilator</b> | <b>-1</b>  |
|                                     | <b>Invigilators</b>         | <b>-12</b> |
| <b>Pediatric</b>                    | <b>Chief Invigilator</b>    | <b>-1</b>  |
|                                     | <b>Co-Chief Invigilator</b> | <b>-1</b>  |
|                                     | <b>Invigilators</b>         | <b>-12</b> |
| <b>Obst. &amp; Gynae. Paper -I</b>  | <b>Chief Invigilator</b>    | <b>-1</b>  |
|                                     | <b>Co-Chief Invigilator</b> | <b>-1</b>  |
|                                     | <b>Invigilators</b>         | <b>-12</b> |
| <b>Obst. &amp; Gynae. Paper -II</b> | <b>Chief Invigilator</b>    | <b>-1</b>  |
|                                     | <b>Co-Chief Invigilator</b> | <b>-1</b>  |
|                                     | <b>Invigilators</b>         | <b>-12</b> |
5. No. of candidates appeared : **Paediatric 275 (annex-3)**

6. Papers setters :

<b>Name &amp; qualification</b>	<b>Designation</b>	<b>Experience as Examiner</b>
<b>Paediatric</b> Dr. Ashish Jain Dr. Archana Kumar	Assistant Prof. Professor	01 year 25 years

*(Handwritten signature)*  
5

*(Handwritten signature)*  
Dean  
Faculty of Medicine  
K.G. Medical University, U.P.  
Lucknow

**Remarks by the Inspectors/Visitors regarding**

- a) Nature of the questions. **MCQs**
- b) Do they cover the whole field of prescribed curriculum **Yes**
- c) What is the standard displayed in the answers. **Answer sheet not seen**
- d) What is the nature of assessment. **Summative**
- e) What is the minimum percentage necessary for passing the theory examination **50%**
- f) What percentage of marks obtained at periodical examinations conducted during the course is carried forwarded to the final examination. **20%**
- g) Method of assessment of examination conducted During the course of study to be clearly stated. **MCQ, Practical and Viva**
- h) How has it influenced the result at the final examination. **It does not influence towards passing in final exam.**


**II. Practical/clinical**

How is the practical examination conducted give details.  
Two long cases of 15marks each by different examiners

Does the practical cover the different branches of the subject? **Yes**

- a) Time allotted for section.  
two hours



  
Dean  
Faculty of Medicine  
K.G. Medical University, U.P.  
Lucknow



b) Examiners

(annex-4a to 4h)

	<b>Names &amp; qualification</b>	<b>Designation</b>	<b>Experience as examiner</b>
<b>Internal</b>			
Paediatric	Dr. Archana Kumar Dr. Shally Awasthi Dr. Mala Kumar Dr. S. N. Singh	Professor Professor Professor Professor	25 year 26 Year 11 Year 07 Year
<b>External</b>			
Paediatric	Dr. Ravindra Ahuja Dr. Shrish Bhatnagar Dr. Zeeba Zakaur Rab Dr. Ashish	Professor Associate Prof. Assistant Prof. Assistant Prof.	04 Year 02 Year 06 Year 01 Year

Mode &amp; conduct of practical.

Is it in batches or otherwise. It is in batches (annex-5)

c) Are there other centers where the Examination is conducted by the same University? **YES**

If so, where? MLN Medical College Allahabad

i) Do the same examiners conduct the examination in other centers too?

**No**


ii) If not what steps are taken to ensure uniformity of standard.


The senior most internal examiner becomes the moderator looks after the uniformity of stander

d) Date of Examination 08/02/2016 to 12/02/2016  
**Examination Scheme Attached (annex-5)**d) Date and time when the examination was inspected.  
08/02/2016 from 09:00 to 04:00

f) Are the invigilation arrangements satisfactory? Yes

g) No. of candidates appeared.

 Paediatric

275  
  
Dean  
Faculty of Medicine



- h) Number & type of questions (a copy of the question paper may be attached)  
**200 in each paper MCQs**


Subject	Paper Code	Book let No.
<b>Paediatric Paper -I</b>	O2O4M	7301
	O3P1N	7302
	O4M2O	7303
	O1N3P	7280

- i) What is the minimum percentage of required for passing.  
**50%**

**Clinical**

- Date of Examination. 08/02/2016 to 12/02/2016
- Date & time when the examination was inspected.  
08/02/2016 to 12/02/2016 9:00 to 4:00
- Are the invigilation arrangements satisfactory? Yes
- No. of candidates appeared. 56 on the day of inspection
- Long cases Two **(annex-6)**
- Type of cases given (list may be attached) from Malnutrition, developmental delay, CNS, CVS, GIT, Infectious diseases, resp. system and renal diseases
- Time allotted for study of the case. 45 minutes for each case
- Nature of Discussion of case by the candidate.  
On the basis of history and clinical examination differential diagnosis of cases along with interpretation of laboratory data, logical conclusion to diagnosis and treatment was discussed which was relevant
- Time of discussion 15 minutes for each case
- Was the discussion fair, searching and sufficient practical? Yes



  
 Dean  
 Faculty of Medicine  
 K.G. Medical University, U.P.  
 Lucknow



**Short Cases**

1. Type of cases given (List may be attached).  
There was no short case, assessment was done on the basis of only two long cases
2. How many cases were given to each candidate? Does not arise
3. How long did examination in short cases last for each Candidate?  
Does not arise
4. Standard displayed by the candidates in general in the clinical part of the examination. Does not arise
5. How was the assessment done? Does not arise
6. Was it done jointly by more than one Examiner? No
7. How many marks are allotted for clinical examination? 05 marks for examination and history taking, 5 marks for diagnosis and 5 marks for management
8. What is the minimum percentage for passing the clinical part? 50%
9. Are marks obtained in any other part of the examination added on to that obtained in the clinical examination? No
10. Are marks given for clinical works done in the wards added on to the marks obtained in the clinical examination? No
11. If so, to what extent? Does not apply
12. How has it influenced the result at the final examination?  
only qualifying for the final exam.  
The ward work was evaluated by MCQ, clinical and viva.

(Method of assessment of clinical work in the wards may be clearly stated).

**VIVA-VOICE**


1. What did it consist of  
(Give extent of coverage of subject)  
Viva was taken on five stations i.e X-ray and ECG, Instruments, Drugs, Neonatology and general questions by different examiners


*[Handwritten signature]*

*[Handwritten signature]*  
Dean  
Faculty of Medicine  
K.G. Medical University, U.P.  
Lucknow

*[Handwritten signature]*

2. How was it conducted?  
In a systematic manner with proper emphasis on observation, Interpretation and advise.
3. What was the standard?                      Good
4. What was the nature of assessment?       Spots and viva
5. Was it done jointly by more than one examiner?       Different examiners at different stations
6. How are the marks obtained in different parts of the examination grouped?  
Two marks for each stations, total ten marks.
7. What is the minimum for passing in each and in the grand total?    50%
11. Results for the last three years.                      Attached                      **(annex-7)**
8. No. of students appeared?
- |           |     |
|-----------|-----|
| Year 2015 | 168 |
| Year 2014 | 132 |
| Year 2013 | 169 |
9. No. of students passed?
- |           |     |
|-----------|-----|
| Year 2015 | 149 |
| Year 2014 | 113 |
| Year 2013 | 159 |
10. Other remarks if any.                      Nil



  
Dean  
Faculty of Medicine  
K.G. Medical University, U.P.  
Lucknow



**Conclusions :**

**Was the examination conducted satisfactorily?**


Yes the examination was conducted with sufficient number of patients with different system diseases. The students were given enough time and care was taken to judge them in all spheres of Pediatrics with different examiner taking 2 long cases.

**Was the standard sufficient for the M.B.B.S. examination as required by Regulations of the Medical Council of India? Yes**

The curriculum also examined which is as per the MCI norms. (annex- 8 & 9)

Date : 08/02/2016

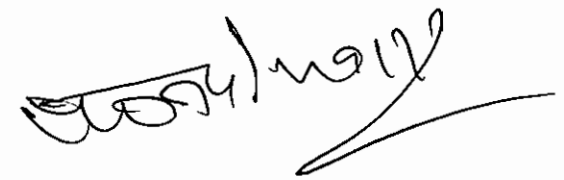
Place : King George's Medical University, Lucknow.

  
Nemaie C. Namu  
8. 2. 16.


**Signature**  
(Inspectors/Visitors)



Dean  
Faculty of Medicine  
K.G. Medical University, U.P.  
Lucknow



The Secretary,  
Medical Council of India,  
New Delhi.




Subject: Assessment of physical and other teaching facilities available at K.G. Medical University, Lucknow, u/s 11(2) of the IMC Act, 1956 for the award of MBBS degree against the increased intake from 185 to 250 seats.

Madam,

Kindly refer to the telephonic conversation on 20<sup>th</sup> March, 2016 requesting us to attend the office on 21<sup>st</sup> March, 2016 regarding the subject noted above.

After verifying the report, it is observed that in the point of 2.5 related to available teaching beds and the no. of patients admitted in the hospital, the no. of admitted patients were wrongly mentioned in the original report due to typographical error. The correct number of patients admitted is mentioned in the enclosed list and the same may be incorporated in the report for consideration by the Council.

Encl.As above.

  
(Dr. Smiti Nanda)

  
(Dr.G. Venkateshwarlu)

  
(Dr.R.N. Tandon)

  
(Dr.V.K. Dwivedi)

UG  
R  
21/3/16

ENT	Audiometry (AC & Sound proof) Speech Therapy	Yes Yes
Pediatrics	Child Welfare Clinic Immunisation Clinic Child Rehabilitation Clinic	No Yes Yes
OBS & GYN	Antenatal Clinic Sterility Clinic Family Welfare Clinic Cancer Detection Clinic	Yes Yes Yes Yes

Comments : Adequate

2.5 Total Number Of Teaching Beds & Admitted Patients- Distance between two beds should be 1.5m.

Teaching Hospitals in Campus with Total Beds 3069.

Teaching Hospitals in Outside the Campus (1.5 Kms. from the campus ) with Total Beds 3223.

Department	Ward Nos.	Beds Required	Total Beds Available	Total Admitted Patients	Facilities Available in Each Ward						Remarks
					Nursing Station Y/N	Exam/Treat Room Y/N	Pantry Y/N	Store Room Y/N	Duty Room Y/N	Demo Room (25 Capacity) Y/N	
Gen. Medicine	06	240	270	240	Yes	Yes	Yes	Yes	Yes	Yes	
Pediatrics	05	120	191	120	Yes	Yes	Yes	Yes	Yes	Yes	
TB & Respiratory Medicine	03	60	143	58	Yes	Yes	Yes	Yes	Yes	Yes	
Psychiatry	05	60	142	56	Yes	Yes	Yes	Yes	Yes	Yes	
Dermatology	01	30	30	18	Yes	Yes	Yes	Yes	Yes	Yes	

Signatures of the Assessors & Date

*[Signature]*  
21/3/16  
*[Signature]*  
21/3/16

*[Signature]*  
21/3/16  
(Smith Nando)

Signatures of Dean/Principal & Date

*[Signature]*  
21/3/16  
(Dr. V.K. Dwivedi)

Department	Ward Nos.	Beds Required	Total Beds Available	Total Admitted Patients	Facilities Available in Each Ward						Remarks
					Nursing Station Y/N	Exam/Treat Room Y/N	Pantry Y/N	Store Room Y/N	Duty Room Y/N	Demo Room (25 Capacity) Y/N	
Gen. Surgery	10	240	352	240	Yes	Yes	Yes	Yes	Yes	Yes	
Orthopedics	06	150	182	150	Yes	Yes	Yes	Yes	Yes	Yes	
Ophthalmology	04	60	121	20	Yes	Yes	Yes	Yes	Yes	Yes	
ENT	01	30	54	23	Yes	Yes	Yes	Yes	Yes	Yes	
OB & GYN	09	150	271	150	Yes	Yes	Yes	Yes	Yes	Yes	
Total	51	1140	1757	1083							

2.6 Clinical material>(\*Random verification to be done by the Assessor).

Assessor should randomly verify the monthly data and fill accordingly in the daily average columns, specifying the months

Item	On Day of assessment	Remarks
O.P.D. attendance at 2.00 PM On first day	3224	
Casualty attendance (24 hrs. data)	146	
No of admissions	1051	
No. of discharges	1002	
Bed occupancy% at 10.00AM on first day	95%	

Signatures of the Assessors & Date

*[Signature]*  
21/3/2016

*[Signature]*  
21/3/16

*[Signature]*  
(21/3/16  
(Smith Nando)

*[Signature]*  
21/3/16

Signatures of Dean/Principal & Date