

**MEDICAL COUNCIL OF INDIA**  
**ASSESSMENT FORM FOR 250 ADMISSIONS REPORT**

Part A-I  
 (to be filled by the Institution)

**1.1 Type of Assessment**

U/S 10A- Regular: Letter of Permission ( ), 1<sup>st</sup> renewal ( ), 2<sup>nd</sup> renewal ( ), 3<sup>rd</sup> renewal ( ), 4<sup>th</sup> renewal ( )

U/S 11 -Regular: Recognition (✓), U/S 19 Continuation of Recognition Regular ( )


Any Other:

**Note:**

1. All rows/columns must be filled.
2. 'Not Applicable' should be clearly written wherever a required information is not relevant.
3. All pages of the A-I are to be signed by Dean/Principal/Director.

<b>Name of the Institution</b>	:	<b>Sri Ramachandra Medical College &amp; Research Institute Sri Ramachandra University</b>
<b>Address</b>	:	<b>Porur, Chennai – 600 116</b>
<b>Telephone No</b>	:	<b>044-24765625/24765512/22523720</b>
<b>E-mail</b>	:	<b><u>anandan_subbu@yahoo.co.in/deansrmc@hotmail.com</u></b>
<b>Fax</b>	:	<b>044-24765995/044-24767008</b>
<b>Website</b>	:	<b><u>www.sriramachandra.edu.in</u></b>
<b>Management</b>	:	<b>Government/Society/Trust</b>
<b>Reg.No. of Society/Trust/Company</b>	:	<b>Trust</b>

Date: 10.03.2016


  
 Dr. S. ANANDAN  
 Dean/Principal/Director  
 SRI RAMACHANDRA MEDICAL COLLEGE &  
 RESEARCH INSTITUTE  
 SRI RAMACHANDRA UNIVERSITY  
 PORUR, CHENNAI-600 116.

**Consent/Affiliation from University** : **Sri Ramachandra University**  
**Period of validity** : **5 and half years**  
**Assessment Date** : **-**  
**No. of seats as per Essentially Certificate** : **250**  
**Validity** : **Govt.of Tamilnadu Lr.No.39665/MCA2/2010-2, dated:30.11.2010**  
**Assessment Date** :  
**Last Assessment Date** : **21.12.2015**

## Particular of Assessors

Name of the Assessors	Correspondence Address	Phone# Off./Res./Mobile	E-mail
Dr.B.C.Dutta	Professor, Department of Anatomy, Silchar Medical College, Silchar, Assam	Mobile:9864017399	<a href="mailto:drbijondutta@gmail.com">drbijondutta@gmail.com</a>
Dr.K.Siva Shankara Rao	Professor & HOD., Department of General Surgery, Siddhartha Medical College, Vijaywada, Andhra Pradesh	Mobile:09866041540	<a href="mailto:sivashankarrao@gmail.com">sivashankarrao@gmail.com</a>
Dr.Alpha V.P.Tej	Professor, Department of Community Medicine, Rangaraya Medical College, Kakinada, Andhra Pradesh	Mobile:08019469965	<a href="mailto:alphatej@gmail.com">alphatej@gmail.com</a>
Dr.Chandrakanth M. Bokade	Professor, Department of Pediatrics, Govt. Medical College, Nagpur, Maharashtra	Mobile:09373111532	<a href="mailto:cmbokade@india.com">cmbokade@india.com</a> , <a href="mailto:cmbokade77@gmail.com">cmbokade77@gmail.com</a>

Date: 10.03.2016

  
 Signature with stamp  
 DEAN  
 SRI RAMACHANDRA MEDICAL COLLEGE &  
 RESEARCH INSTITUTE  
 SRI RAMACHANDRA UNIVERSITY  
 PORUR, CHENNAI-600 116.

**1.2 For LOP ONLY:**

(a) Location: The applicant college is located in **Thundalam** (city/village) of **Ambattur** talluka **Thiruvallur** district of **Tamil Nadu** state.

(b) The College has following plots of land: **COPIES ENCLOSED AS ANNEXURE II**

Plot #	Survey #	Place	Area	Remarks if any
	109			

(c) The campus is **UNITARY**

1.3\*Building Plan approval from the competent authority: **CMDA approval No.C3/18020/12- dated 03.04.2014**, (name of the authority and date of approval)

1.4 The medical college occupies a **Ground+four(4)** storied building

Total floor area available is: **2,76,582.88 sq.m**

College: **28,331.03 sq.m**

Hospital(includingOPD): **1,11,999.40 sq.mt**

Hostel & Residential Complex :**1,536,442.35 sq.m**

1.5 Building Use/Occupancy Certificate approved by..... order no..... dated


**Applied :EC/C1/18846/2015 dated 18<sup>th</sup> November 2015**

All the staff facilities and space adequate: **Yes**

1.6 Nearest airport:

**Meenambakkam – 10 Kms.**

Date: **10.02.2016**

  
Signature with stamp of Dean/Principal/Director  
DEAN  
SRI RAMACHANDRA MEDICAL COLLEGE &  
RESEARCH INSTITUTE  
SRI RAMACHANDRA UNIVERSITY  
PORUR, CHENNAI-600 116.

1.7 Nearest Railway Station: Guindy – 8 Kms. and Central – 20Kms.

1.8 Water Supply: Through Borewell

1.9 Electric supply: Sanction Load 10,000 KVA - TNEB supply separate power stations and distribution

1.10 Generators: available/~~not available~~, Available load 11,000 KVA

1.11 Drainage & sewage disposal :CTF/SELF Available

### 1.12 Working Hours:

1. OPD Timings: 8 a.m to 4 p.m
2. College Timings: 8 a.m to 4 p.m
3. Library Timings: 8 a.m to 10 p.m on all working days; 9 a.m to 4 pm on all holidays.

### 1.13 Annual Budget: College & Hospital

Year (2015-16)	Current Financial Year	
	College (Amount in lacs)	Hospital(Amount in lacs)
Salary		
- Doctors	6326.73	5584.09
- Resident Doctors		
- Other Staff		

Date: 10.03.2016

*S. Anandan*  
 Signature with stamp Dean/Principal/Director  
 Dr. S. ANANDAN  
 SRI RAMACHANDRA MEDICAL COLLEGE &  
 RESEARCH INSTITUTE  
 SRI RAMACHANDRA UNIVERSITY  
 PORUR, CHENNAI-600 116.

Technical Training		
Library & Education	1570.80	
Maintenance	1018.92	
Contingencies	1550.66	1696.77
Others	1824.34	2297.54
Total	12719.43	10969.59

**1.14 Paramedical staff (Nos.):** Give details of technicians department wise:

Department	Technician	Assistant	Attendant	Other
Radiology	8	3	2	3
Biochemistry	20	3	3	-
Microbiology	14	3	3	-
Serology	6	-	-	-
Heamatology	9	3	4	-
Histo-pathology	6	-	-	-

Date: 10.03.2016

Signature with stamp  
 Dr. S. ANANDAN  
 DEAN  
 SRI RAMACHANDRA MEDICAL COLLEGE &  
 RESEARCH INSTITUTE  
 SRI RAMACHANDRA UNIVERSITY  
 PORUR, CHENNAI-600 116.

Cytopathology	3	-	-	-
OT	8	2	-	2
Anesthesia	8	3	-	-
Blood Bank	12	6	6	4
Labour Room	3	-	7	1
Emergency Room	26	7	6	6
CSSD	24	-	10	13
Mortuary	1	1	6	2
Laundry	5	3	12	24
Electrical	23	-	20	-
Housekeeping	1	15	-	156
Bio-medical	15	1	1	1
BWM	2	1	8	-
Pharmacy	28	2	1	1

Department	Technician	Assistant	Attendant	Other
Anatomy	1	1	4	2
Biochemistry	2	1	2	2

Date: 10.05.2016

Dr. S. ANANDAN  
 Signature with stamp Dean/Principal/Director  
 DEAN  
 SRI RAMACHANDRA MEDICAL COLLEGE &  
 RESEARCH INSTITUTE  
 SRI RAMACHANDRA UNIVERSITY  
 PORUR, CHENNAI-600 116.


Physiology	3	1	2	2
Microbiology	7	2	2	3
Pathology	6	3	3	2
Forensic Medicine	2	2	2	4
Community Medicine	1	3	1	2
Pharmacology	2	1	2	2
UHC	1	2	1	8
RHC	1	2	1	8

**1.13 Nursing Staff available:**

<b>Nursing staff:</b>	<b>No of Beds: 1100</b>
-----------------------	-------------------------

Category	Required Nos.	Available Nos.
Staff Nurses	450	1385
Sister Incharge	75	409
ANS	18	18
DNS	8	8
Nursing Suptd	1	2
Total	552	1822

Date: 10.03.2016

Dr. S. ANANDAN   
 DEAN Signature with stamp Dean/Principal/Director  
 SRI RAMACHANDRA MEDICAL COLLEGE &  
 RESEARCH INSTITUTE  
 SRI RAMACHANDRA UNIVERSITY  
 PORUR, CHENNAI-600 116.

**1.16 Medical Education Unit (MEU): (Information not required for LOP inspection)**

- Available as per Regulations : Yes
- Name of the MEU coordinator : Dr.Ramya, Co-ordinator, MEU & Professor of General Surgery
- Details of affiliated faculty : List Enclosed
- Details of the Orientation programme and Basic Course Workshop undergone by MEU Coordinator : Orientation Workshop- 21<sup>st</sup> January 2014  
Basic Course Workshop from 29<sup>th</sup> to 31<sup>st</sup> October 2014  
ATCOM- 31<sup>st</sup> July 2015  
Revised Basic Course Workshop from 2<sup>nd</sup> to 4<sup>th</sup> Sept 2015
- Name of the MCI Regional Centre where above training has been undertaken : SRMC & RI
- Date/s of the above workshops : List Enclosed
- Details & Duration of Workshops in Medical Education Technology conducted by MEU : As per the directions of MCI, Basic Course Workshop is conducted for 3 days and Co-ordinator Workshop for one day every year and Two workshops are conducted every year. As per the directions of MCI, from July 2015, One day Sensitization program on ATCOM (Attitudinal and Communication Competencies Module) and three days Revised Basic Course Workshop is conducted.
- Details of faculty who have undergone basic course workshop in *Medical Education Technology* at the allocated MCI Regional Centre : List Enclosed

Date: 10.03.2016

Dr. S. ANANDAN  
DEAN  
SRI RAMACHANDRA MEDICAL COLLEGE &  
RESEARCH INSTITUTE  
SRI RAMACHANDRA UNIVERSITY  
PORUR, CHENNAI-600 116.

*S. Anandan*

Signature with stamp Dean/Principal/Director



**Feedback evaluation of workshops and action :** It was appreciated by the participants that the objectives, teaching learning methods, taken reports on the basis of feed back and assessments are well emphasized in all workshops. Power Point presentations, obtained (Comments in the Annexure 1) Microteaching with videograph, group discussions, Interactive sessions and resource materials are our strengths. OPSE/OSCE - are very well appreciated by the faculty who attended the workshop. Handouts, time and space were the constraints. The space constraint had already been overcome by shifting the plenary session into a common area.

**1.17 Continuing Medical Education :** (Information not required for LOP inspection)

Details of CMEs/workshop organized by the college held in the past 1 year: LIST ENCLOSED

Details of the credit hours awarded for the past one year (details/comments in annexure) : LIST ENCLOSED

**1.18 College Council :** (Information not required for LOP inspection)

- |   |   |                |
|---|---|----------------|
| * Name, designation, contact no. and address of the President & Secretary           | : | } ANNEXURE VII |
| * Composition of the Council (HODs as members & Principal/Dean as chairperson)      | : |                |
| * No. of times the College council meets per year (min 4)                           | : |                |
| * Action taken report on College Council Meetings (details/comments in annexure II) | : |                |

Date: 10.03.2016

Dr. S. ANANDAN  
DEAN  
SRI RAMACHANDRA MEDICAL COLLEGE &  
RESEARCH INSTITUTE  
SRI RAMACHANDRA UNIVERSITY  
PORUR, CHENNAI-600 116.

*S. Anandan*  
Signature with stamp Dean/Principal/Director

**1.19 PG Course: If the college is running PG course; Please mention the intake of PG seats subject wise**


Sr No.	Subject	No. of Permitted sets	No. of recognized seats
	LIST ENCLOSED		

**1.20 Clinical Material**

Item	Daily average (for last 3 randomly selected months) as provided by institute
O.P.D. attendance (At the end of OPD timing)	4950
Casualty attendance (24 hrs. data)	70
No of admissions	260
No. of discharges	242
Bed occupancy: No of Beds occupied No of beds required Bed occupancy %	93%
<b>Operative Work</b>	

Date:

10.03.2016

  
 Dr. S. ANANDA  
 DEAN  
 SRI RAMACHANDRA MEDICAL COLLEGE &  
 RESEARCH INSTITUTE  
 SRI RAMACHANDRA UNIVERSITY  
 PORUR, CHENNAI-600 116.

Item	Daily average (for last 3 randomly selected months) as provided by institute	
	No, of major surgical operations	70
No. of minor surgical operations	358	
No. of normal deliveries	7	
No. of caesarian sections	7	
<b><u>Radiological Investigations</u></b>	<b>O.P.D</b>	<b>I.P.D</b>
X-ray	252	294
Ultrasonography	75	85
Barium, IVP etc.	2	1
C.T. Scan	24	32
<b><u>Laboratory Investigations - No of Tests</u></b>	<b>O.P.D</b>	<b>I.P.D</b>
Biochemistry	1921	4826
Microbiology	55	167
Serology	65	177

Date:

10.03.2016.

Dr. S. ANANDAN  
DEAN  
SRI RAMACHANDRA MEDICAL COLLEGE &  
RESEARCH INSTITUTE  
SRI RAMACHANDRA UNIVERSITY  
PORUR, CHENNAI-600 116.


  
Signature with stamp Dean/Principal/Director

Item	Daily average (for last 3 randomly selected months )as provided by institute	
	Haematology	1806
Histopathology	11	37
<u>Cytopathology</u>	23	15
<u>Others</u>		
Any other (HIV/AIDS, DOTs, Malaria etc)		

### 1.21 College Website

Sr. No.	Details of information	Provided or not (with no & date)
1	Dean, Principal & M.S.	<a href="http://www.sriramachandra.edu.in">www.sriramachandra.edu.in</a>  <b>Yes. Provided. Updated every month</b>
2	Staff-Teaching & non Teaching*	
3	CME, Conference, academic activity conducted	
4	Awards, achievements received by the faculty.	
5	Affiliated university and its VC & Registrar.	
6	Details of the MCs infrastructure a) Academic Facilities (LT, Demo rooms, Common rooms, Labs, Library, Skill	

Date: 10.03.2016

  
 Dr. S. ANANDAN  
 DEAN  
 SRI RAMACHANDRA MEDICAL COLLEGE &  
 RESEARCH INSTITUTE  
 SRI RAMACHANDRA UNIVERSITY  
 PORUR, CHENNAI-600 088

Signature with stamp Dean/Principal/Director

Sr. No.	Details of information	Provided or not (with no & date)
	lab, Computer Lab, Auditorium): b) Hospital: c) Residential Facilities: Hostel, Cafeteria, Mess, d) Recreation Facilities: Indoor & Outdoor e) Medical Facilities for Students & Staff	
7	Citizen Charter	
8	List of students admitted category wise (UG & PG) in current and previous year.	
9	Results of all examinations in previous year.	
10	Details of members of the Anti Ragging Committee Members with contact details including landline Ph. mobile, email etc..	
11	Toll free number to report ragging.	
12	No. of ragging cases reported to Anti Ragging Committee and Action taken by Anti Ragging Committee.	

**Undertaking - To be given by the Dean/Principal of the Institute**

I hereby given an undertaking that :

- (i) The college will admit students only after obtaining the permission from Central Govt.
- (ii) In the event of this declaration turning out to be either incorrect or any part of this declaration subsequently turning out to be incorrect or false, it is understood and accepted that the undersigned shall be responsible for any such misdeclaration or misstatement.

Date: 10.03.2016

Dr. S. ANANDAN  
DEAN  
SRI RAMACHANDRA MEDICAL COLLEGE  
RESEARCH INSTITUTE  
SRI RAMACHANDRA UNIVERSITY  
PORUR, CHENNAI-600 116.

Signature with stamp Dean/Principal/Director

- (iii) In case, the declaration made by me is found to be false in any material point then necessary Civil / Criminal proceedings, including prosecution under Section 199 of the Indian Penal Code, 1860, may be initiated against me by the Competent Authority.
- (iv) The college has obtained all requisite statutory approvals.
- (v) The college has fulfilled all requirements as per the applicable Minimum Standard Requirement for the Medical College Regulations, 1999.
- (vi) The mandatory requirements laid down by the Persons with Disabilities Act are met by the college

Date: 10.03.2016

Dr. S. ANANDAN  
DEAN  
SRI RAMACHANDRA MEDICAL COLLEGE &  
RESEARCH INSTITUTE  
SRI RAMACHANDRA UNIVERSITY  
PORUR, CHENNAI-600 116.

*S. Anandan*  
Signature with stamp Dean/Principal/Director

156865  
11/03/16  
1  
156865  
11/03/2016

**MEDICAL COUNCIL OF INDIA**  
**ASSESSMENT FORM FOR 250 MBBS ADMISSIONS REPORT**  
**(INCREASE IN ADMISSION CAPACITY FROM 150 TO 250)**

**Part A-II**  
**(to be filled by the Assessors)**

**1.1 Type of Assessment**

U/S 10A-regular/compliance: Letter of Permission ( ), 1<sup>st</sup> renewal ( ), 2<sup>nd</sup> renewal ( ), 3<sup>rd</sup> renewal ( ), 4<sup>th</sup> renewal ( )

U/S 11- **Recognition** ✓

Continuation of Recognition/Compliance

Any Other: \_\_\_\_\_

Name of the Institution	:	SRI RAMACHANDRA MEDICAL COLLEGE & RESEARCH INSTITUTE of SRI RAMACHANDRA UNIVERSITY		
Address	:	NO.1, RAMACHANDRA NAGAR, PORUR, CHENNAI - 600 116		
Telephone No.	:	044-24765625/24765512/22523720		

*[Signature]*  
10.03.16  
Signatures of the Assessors  
Date: (Dr. B. C. Dutta)

*[Signature]*  
10/03/2016  
DR. O.M. BIKAR

*[Signature]*  
10/03/2016  
Dr K. SIVA SANKARARAO

*[Signature]*  
10/03/2016  
Dr. ALPHA V...  
Signatures of the Dean/Principal  
Date: 10.03.2016  
Dr. S. SANKARAN  
DEAN  
SRI RAMACHANDRA MEDICAL COLLEGE  
RESEARCH INSTITUTE  
SRI RAMACHANDRA UNIVERSITY  
PORUR, CHENNAI-600 116.

E-mail	:	<a href="mailto:deansrhc@hotmail.com">deansrhc@hotmail.com</a> / <a href="mailto:anandan_subbu@yahoo.co.in">anandan_subbu@yahoo.co.in</a>		
Council Letter No & Date	:		Last Assessment Date:	21.12.2015
Assessment Date:		09.03.2015 & 10.03.2015	Last Assessment Date :	21.12.2015
PG Courses	:	Yes		

**Particulars of Assessors**

Name of the Assessors	Correspondence Address	Contact No	Email
Dr.B.C.Dutta	Professor, Department of Anatomy Sikhar Medical College, Sikhar, Assam	09864017399	drbijondutta@gmail.com
Dr. K.Siva Shankara Rao	Professor & HOD, Department of Surgery/General Surgery Siddartha Medical College Vijaywada, Andhra Pradesh	09866041540	sivashankarrao@gmail.com
Dr.Alpha.V.P.Tej	Professor, Department of	08019469965	alphatej@gmail.com

Signatures of the Assessors

Date: 10.3.16

Dr. B.C. Dutta

Dr. K. Siva Shankara Rao  
10/03/2016

Dr. Alpha V.P. Tej  
10/3/2016

Dr. S. Anandan  
10/3/2016

Signatures of the Dean/Principal

Date: 10.03.2016

Dr. S. ANANDAN  
SRI RAMACHANDRA MEDICAL COLLEGE &  
RESEARCH INSTITUTE  
SRI RAMACHANDRA UNIVERSITY  
PORUR, CHENNAI-600 116.



	Community Medicine, Rangaraya Medical College, Kakinada, Andhra Pradesh		
Dr.Chandrakant.M.Bokade	Professor, Department of Pediatrics Govt.Medical College Nagpur, Maharashtra	09373111532	cmbokade77@gmail.com

1.2. **The College has following**

The campus plot is.	unitary
Building Plan approval from the competent authority.	<b><u>CMDA approval No.C3/18020/12- dated 03.04.2014,</u></b>
Building Use/ Occupancy Certificate from the competent authority.	<b><u>EL/CI/18846/2015</u></b>

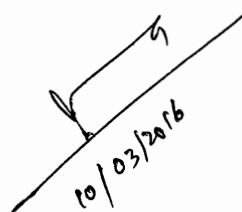
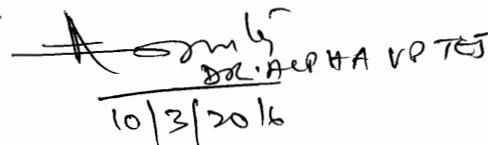
1.3 **Dean/Principal:** Dr.S.ANANDAN, M.D.,/M.S. with 31 years of teaching experience 19 yrs of professor & 4 years experience of Asso Prof & 6 years as Asst.Professor . He is also holding the post of Professor in the Department of Dermatology

Dean Office is located in **GROUND FLOOR** of the college/building along with the administrative block. Adequate space (as per MSR guidelines by MCI) and other required facilities (as given in the table below) are provided/not provided to the administrative staff.



Signatures of the Assessors

Date: 10.3.16

Signatures of the Dean/Principal

Date: 10.03.2016  
**S. ANANDAN**  
 DEAN  
 SRI RAMACHANDRA MEDICAL COLLEGE  
 RESEARCH INSTITUTE  
 SRI RAMACHANDRA UNIVERSITY  
 PORUR, CHENNAI-600 116.

Office Space Requirement	Requirement Space (mts)	Available
Dean/Principal Office	40	40 Sq.m
Staff Room	54	54 Sq.m
College Council Room	80	80 Sq.m

#### 1.4 Medical Education Unit (MEU):

Available as per Regulations	:	YES
Name of the MEU coordinator	:	Dr. Ramya Professor of General Surgery
Name, Designation & Experience of affiliated faculty	:	List of Medical Education Unit attached
Name of the MCI Regional ( Nodal) Centre where above training has been undertaken	:	Training undergone at SRMC & RI, Regional Centre. Attended the Orientation Workshop on 21 <sup>st</sup> January 2014 and Basic Course Workshop from 29 <sup>th</sup> to 31 <sup>st</sup> October 2014  ATCOM- 31 <sup>st</sup> July 2015 ; Revised Basic Course

Signatures of the Assessors

Date: 10.3.16

*Ch. S. Kumar*  
10/03/2016

*[Signature]*  
10/03/2016

*[Signature]*  
10/3/2016  
Dr. Alphonse

Signatures of the Dean/Principal

Date: 10.03.2016  
S. ANANDAN  
DEAN  
SRI RAMACHANDRA MEDICAL COLLEGE  
RESEARCH INSTITUTE  
SRI RAMACHANDRA UNIVERSITY  
PORUR, CHENNAI-600 115.

	Workshop from 2 <sup>nd</sup> to 4 <sup>th</sup> Sept 2015
Details of the Orientation programme and Basic Course Workshop undergone by MEU(No. of programmes organized during Academic year, No. of People attended, proceedings (to be verified at the time of assessment)	: List Enclosed
Date/s of the above workshops	: List Enclosed
Details & Duration of Workshops in Medical Education Technology conducted by MEU	: As per the directions of MCI, One day orientation workshop and three days Basic Course Workshop is conducted  As per the directions of MCI, from July 2015, One day Sensitization program on ATCOM (Attitudinal and Communication Competencies Module) and three days Revised Basic Course Workshop is conducted.
Details of faculty who have undergone basic course workshop in <i>Medical Education Technology</i> at the allocated MCI Regional Centre	: Appended
Details of faculty who have undergone advanced course workshop in <i>Medical Education Technology</i> at the allocated MCI Regional Centre	: LIST ENCLOSED
Feedback evaluation of workshops and action taken reports on the basis of feedback obtained	: It was appreciated by the participants that the objectives, teaching learning methods, taken reports

Signatures of the Assessors

Date:

10.3.16

*Signature*  
10/03/2016

*N*  
10/03/2016

*Signature*  
10/3/2016  
DR. ALPHA VPTE

Signatures of the Dean/Principal

Date:


10.03.2016  
Dr. S. ANANDAN  
DEAN  
SRI RAMACHANDRA MEDICAL COLLEGE  
RESEARCH INSTITUTE  
SRI RAMACHANDRA UNIVERSITY  
PORUR, CHENNAI-600 116.

	<p>on the basis of feed back and assessments are well emphasized in all workshops. Power Point presentations, obtained (Comments in the Annexure 1). Microteaching with videograph, group discussions, Interactive sessions and resource materials are our strengths. OPSE/OSCE - are very well appreciated by the faculty who attended the workshop. Handouts, time and space were the constraints. The space constraint had already been overcome by shifting the plenary session into a common area.</p>
--	---

**1.5 Continuing Medical Education :**

No and Details of CMEs/workshop organized by the college held in the past 1 year	:	LIST ENCLOSED
Details of the credit hours awarded for the past one year		LIST ENCLOSED


**1.6 College Council :**


  
Signatures of the Assessors

Date: 10.3.16

  
10/03/2016

  
10/3/2016

  
10/3/2016  
Dr. ALPHA VP TES

  
Signatures of the Dean/Principal

Date: 10.03.2016  
SRI RAMACHANDRA MEDICAL COLLEGE & RESEARCH INSTITUTE  
SRI RAMACHANDRA UNIVERSITY  
PORUR, CHENNAI-600 116.

Name, designation, contact no. and address of the President & Secretary.	: Chairman- Dr.S. Anandan,  Mobile :94441 50373  Secretary - Dr.P.Sampath Kumar  Mobile No: 98402 62189
Composition of the Council (HODs as members & Principal / Dean as chairperson)	LIST ENCLOSED
No. of times the College Council meets per year (min 4) :	4
Details of college Council meetings where students Welfare was discussed and Action taken report (details / comments in annexure II)	MINUTES ENCLOSED

- 1.7 **Pharmacovigilance Committee:** Present  
No of meeting in the previous yrs. (Minutes to be checked)

1.8 **Examination Hall-cum-auditorium:**

Requirement	Available
No - 1/2/3 Area - 250 Sq. mt.	3 2000 sq.mt each

Signatures of the Assessors

Date:

*[Signature]*  
10.3.16

*[Signature]*  
10/03/2016

*[Signature]*  
10/3/2016

*[Signature]*  
10/3/2016

DR. ALPHA V P R

Signatures of the Dean/Principal

Date:

*[Signature]*  
10.03.16  
Dr. S. ANANDAN  
DEAN  
SRI RAMACHANDRA MEDICAL COLLEGE  
RESEARCH INSTITUTE  
SRI RAMACHANDRA UNIVERSITY  
PORUR, CHENNAI-600 116.



	Required	Available	Remarks
Area	4000 Sq.m.	4000 Sq.m.	
Student Reading Room (Inside)	250 Capacity	270 Capacity	
Student Reading Room (Outside)	250 Capacity	252 Capacity	
Staff Reading Room	50 Persons	50 Persons	
Room for Resident/PG reading room		40	
Particulars	Required Nos.	Available Nos.	Remarks
No of Books	20,000	36126	
Journals (Indian)	70	87 + 220* = 307	• - Online Journals 220
Journals (Foreign)	30	251+826* = 1077	• - Online Journals 826
Internet Nodes	50	55	

### 1.11 Common Room for Boys & Girls

	Area Required Sq.mt.	Available Area Sq.mt	Toilet -Attached Y/N
Boys :		Capacity 2250 sq.ft	YES
Girls:		Capacity 2250 sq.ft	YES

Signatures of the Assessors

Date: 10.3.16

*Assessor 1*  
10/03/2016

*Assessor 2*  
10/03/2016

*Dr. Alpha V P E S*  
10/3/2016

Signatures of the Dean/Principal

Date: 10.03.16  
Dr. S. NANDAN  
DEAN  
SRI RAMACHANDRA MEDICAL COLLEGE  
RESEARCH INSTITUTE  
SRI RAMACHANDRA UNIVERSITY  
PORUR, CHENNAI-600 116

1.12 Central Photography cum AV Aids: Available  
Staff - YES  
Equipments - YES (LIST ENCLOSED)

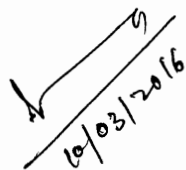


Signatures of the Assessors


Date: 10.3.16




10/03/2016



10/03/2016



10/3/2016



Signatures of the Dean/Principal

Date: 10.03.2016  
Dr. S. ANANDAN  
DEAN  
SRI RAMACHANDRA MEDICAL COLLEGE  
RESEARCH INSTITUTE  
SRI RAMACHANDRA UNIVERSITY  
PORUR, CHENNAI-600 116.



## 1.13 Hostel: Location – Available Within campus


Hostel Category	Required Capacity	Available Capacity (No Rooms X capacity of each room = Total capacity)	Furnished (Y/N)	Toilet Facility Adequate/ Inadequate	Mess (Y/N)	Hygiene of Hostel campus Y/N	Visitor room, AC Study room with internet & Computer, Recreation room with TV, Music, Indoor Games Y/N	Remarks
UG Students	938	1100 single rooms	YES	Adequate	YES	YES	YES	
Interns	250	250 single rooms	YES	Adequate	YES	YES	YES	
Resident	128 +11	600 single rooms	YES	Adequate	YES	YES	YES	Total Resident required 139
Nurses	110	223 rooms x 3 = 669 Single room = 96	YES	Adequate	YES	YES	YES	

Comments:**Residential Quarters:**


Signatures of the Assessors

Date: 10.3.16



Date: 10.03.2016

DEAN ANANDAN  
DEAN  
SRI RAMACHANDRA MEDICAL COLLEGE  
RESEARCH INSTITUTE  
SRI RAMACHANDRA UNIVERSITY  
PORUR, CHENNAI-600 089

Category	Required Nos.	Available Nos.	Remarks
Teaching Staff @ 20% capacity	38 (20% of 193)	53	
Non-Teaching Staff @ 20% capacity	38 (20% of 189)	53	

**Comments:**

**1.14 Recreational Facilities:**

Outdoor games	Yes Cricket, Foot-ball, Volley ball, Basket ball, Tennis, Hand ball
Play field/s	Available
Type of games	Cricket, Foot ball, Volley ball, Basket ball, Tennis, Hand ball, Ball Badminton, Tennikoit, Chess, Throw Ball
Indoor games facilities	Yes, swimming pool
Gymnasium	Available., Sports Medicine Complex

**1.15 Gender Harassment Committee -: Yes (Documents to be seen at the time of assessment) verified**




Signatures of the Assessors

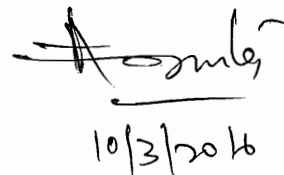
Date: 10.3.16




10/03/2016



10/03/2016



10/3/2016

  
 Signatures of the Dean/Principal  
**Dr. S. ANANDAN**  
 DEAN  
 Date: 10.03.2016  
 SRI RAMACHANDRA MEDICAL COLLEGE  
 RESEARCH INSTITUTE  
 SRI RAMACHANDRA UNIVERSITY  
 PORUR, CHENNAI-600 116.

TEACHING HOSPITAL2.1 Name of the Hospital: **SRI RAMACHANDRA HOSPITAL**Owned by: **Government/Trust/Society/Company**2.2 Name of the Medical Superintendent: **Dr.P.Surendran, MS, DNB with 10 years Administrative experience.**

	Space Requirement	Availability
Medical Supdt's Office	36 sq.mt.	40 sq.mt
Office Space	150 sq.mt.	150 sq.mt

2.3 Teaching and other facilities :

OPD Timings	:	8 A.M. to 4 P.M. including Sunday and Holidays
Separate Registration areas for male/female patients available	:	YES
Separate Registration counters for OPD/IPD	:	Available
Are the Registration counters computerized	:	Yes

Signatures of the Assessors

Date: 10.3.16

*Dr. P. Surendran*  
10/03/2016

*[Signature]*  
10/03/2016

*[Signature]*  
10/3/2016

Signatures of the Dean/Principal

Date: 10.03.2016  
**Dr. S. ANANDAN**  
 DEAN  
 SRI RAMACHANDRA MEDICAL COLLEGE  
 RESEARCH INSTITUTE  
 SRI RAMACHANDRA UNIVERSITY  
 PORUR, CHENNAI-600 115.

Staff for registration center	:	Adequate (on the basis of OPD attendance)
Waiting areas for above patients available	:	YES
No. of rooms for examination of patients	:	YES Medicine - 12; Surgery - 9/12; OBG - 12; Pediatrics -12
Capacity of teaching area (30 students / department reqd)	:	Yes, with each OPD, Available to accommodate 30 students
Enquiry Desk	:	YES

#### 2.4 Facilities available in OPD

Injection room - Male - Female	YES YES	E.C.G. Room	Yes
Surgery Dressing room - Male - Female	YES YES	- Minor OT	Available - 2
Orthopaedics			

Signatures of the Assessors

Date: 10.3.16

*[Signature]*  
10/03/2016

*[Signature]*  
10/3/2016

*[Signature]*  
10/3/2016

Signatures of the Dean/Principal

Date: 10.03.2016  
Dr. S. ANANDAN  
DEAN  
SRI RAMACHANDRA MEDICAL COLLEGE  
RESEARCH INSTITUTE  
SRI RAMACHANDRA UNIVERSITY  
PORUR, CHENNAI-600 116.

Plaster room	YES	Plaster cutting room	YES
Dress room			
- Male	YES		
- Female	YES		
		Central clinical laboratory	Yes
Ophthalmology	Refraction Rooms		Yes
	Dark Rooms		Yes
	Dressing Rooms / Minor Procedure Room		Yes
ENT	Audiometry (AC & Sound proof)		Yes
	Speech Therapy		Yes
Pediatrics	Child Welfare Clinic		Yes
	Immunisation Clinic		Yes
	Child Rehabilitation Clinic		Yes
OBS & GYN	Antenatal Clinic		Yes
	Sterility Clinic		Yes
	Family Welfare Clinic		Yes
	Cancer Detection Clinic		Yes

**Comments :**

**2.5 Total Number of Teaching Beds & Admitted Patients - Distance between two beds should be (1.5m) between two beds**

**Teaching Hospitals in Campus with Total Beds : 1230 with 41 PG units**

**Teaching Hospitals in Outside the Campus with Total Beds: Not Applicable**

Signatures of the Assessors

Date: 10.3.16

*Ang. Chinn*  
10/03/2016

*[Signature]*  
10/03/2016

*[Signature]*  
10/3/2016

Signatures of the Dean/Principal

Date: 10.03.2016  
Dr. S. ANANDAN  
DEAN  
SRI RAMACHANDRA MEDICAL COLLEGE  
RESEARCH INSTITUTE  
SRI RAMACHANDRA UNIVERSITY  
PORUR, CHENNAI-600 116.

Department	Ward Nos.	Beds Required	Total Beds Available	Total Admitted Patients (2015)	Facilities Available in Each Ward						Remarks
					Nursing Station Y/N	Exam/Treat Room Y/N	Pantry Y/N	Store Room Y/N	Duty Room Y/N	Demo Room (25 Capacity) Y/N	
Gen. Medicine	8	240/8	240/8	13864	YES	YES	YES	YES	YES	YES	
Pediatrics	4	120/4	120/4	7532	YES	YES	YES	YES	YES	YES	
TB & Respiratory Medicine	2	50/2	60/2	2213	YES	YES	YES	YES	YES	YES	10 beds extra for PG
Psychiatry	1	30/1	30/1	1031	YES	YES	YES	YES	YES	YES	
Dermatology	2	30/1	60/2	1112	YES	YES	YES	YES	YES	YES	1 unit of 30 beds extra for PG
Gen. Surgery	8	240/8	240/8	8670	YES	YES	YES	YES	YES	YES	
Orthopedics	6	150/5	180/6	6612	YES	YES	YES	YES	YES	YES	1 unit of 30 beds extra for PG
Ophthalmology	2	60/2	60/2	3679	YES	YES	YES	YES	YES	YES	
ENT	2	30/1	60/2	3191	YES	YES	YES	YES	YES	YES	1 unit of 30 beds extra for PG
OB & GYN	6	150/5	180/6	11540	YES	YES	YES	YES	YES	YES	1 unit of 30 beds extra for PG
Total	41	1100	1230	59444	YES	YES	YES	YES	YES	YES	

Comments :

**2.6 Clinical material (\*Random verification to be done by the Assessor).**

Assessor should randomly verify the monthly data and fill accordingly in the daily average columns, specifying the months

Signatures of the Assessors

Date: 10.3.16

*[Signature]*  
10/03/2016

*[Signature]*  
10/03/2016

*[Signature]*  
10/3/2016

Signatures of the Dean/Principal

Date: 10.03.16

*[Signature]*

Dr. S. ANANDAN  
DEAN

SRI RAMACHANDRA MEDICAL COLLEGE  
RESEARCH INSTITUTE  
SRI RAMACHANDRA UNIVERSITY  
PORUR, CHENNAI-600 116.

Item	On Day of assessment	Remarks
O.P.D. attendance (At the end of OPD timing)	4395	On the day of assessment (09.03.2016) up to 4.00p.m.
Casualty attendance (24 hrs. data)	79	
No of admissions	212	
No. of discharges	170	
Bed occupancy: No of Beds occupied No of beds required Bed occupancy %	1089 1230 88.29%	On the day of assessment (09.03.2016)
<b>Operative Work</b>		
No, of major surgical operations	84	In 24 hours including emergency
No. of minor surgical operations	366	In 24 hours including emergency and Casualty
No. of normal deliveries	7	Birth record enclosed
No. of caesarian sections	7	

Signatures of the Assessors

Date: 10.3.16

*S. Anandan*  
10/03/2016

*[Signature]*  
10/03/2016

*[Signature]*  
10/3/2016

Signatures of the Dean/Principal

Date: 10/03/2016  
SRI RAMACHANDRA MEDICAL COLLEGE  
RESEARCH INSTITUTE  
SRI RAMACHANDRA UNIVERSITY  
PORUR, CHENNAI-600 115.

*S. Anandan*

DR. S. ANANDAN  
DEAN



Item	On Day of assessment		Remarks
	O.P. D	I.P.D	
<u>Radiological Investigations</u>			
X-ray	286	209	Up to 4.00 p.m. on the first day of Inspection
Ultrasonography	87	96	
Barium, IVP etc.	04	01	
C.T. Scan	20	37	



Signatures of the Assessors

Date: 10.3.16





  
Signatures of the Dean/Principal

Date: 10.03.2016  
 DE. S. ANANDAN  
 DEAN  
 SRI RAMACHANDRA MEDICAL COLLEGE  
 RESEARCH INSTITUTE  
 SRI RAMACHANDRA UNIVERSITY  
 PORUR, CHENNAI



Item	Day of assessment		Remarks
	O.P. D	I.P.D	
Laboratory Investigations - No. of Tests			
Biochemistry	1668	3442	Up to 4.00 p.m. on the first day of Inspection
Microbiology	51	132	
Serology	83	182	
Hematology	1442	2494	
Histopathology	13	31	
Cytopathology	04 24	02 11	Cytopathology including FNAC and Exfoliative

**Comments:****2.7 Medical Record Section: Computerized**

ICD X classification of diseases followed for indexing : YES

**2.9 Central casualty services :**

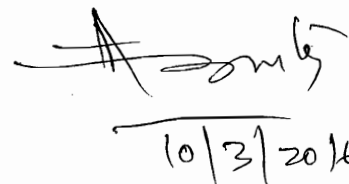
- Number of Casualty beds: 30
- Number of doctors posted / Shift; 4/ shift round the clock      **Emergency Medicine Unit along with the residents**
- Number of nurses posted / Shift: 8 per shift round the clock      **are posted round the clock**

Signatures of the Assessors

Date: 10. 3. 16


  
10/03/2016


  
10/03/2016


  
10/3/2016

Signatures of the Dean/Principal

 Date: 10.03.2016  
**S. ANANDAN**  
 DEAN  
 SRI RAMACHANDRA MEDICAL COL  
 RESEARCH INSTITUTE  
 SRI RAMACHANDRA UNIVERS  
 PORUR, CHENNAI-600 116.

- Separate casualty for OBGY cases: Available, if yes No. of beds : 2

Equipment	Availability Y/N	Number
Central Oxygen & suction facility	YES	30
Pulse oximeter	YES	30
Ambu bag	YES	10
Disaster trolley	YES	4
Crash Cart	YES	6
Emergency Drug Tray	YES	6
Defibrillator	YES	3
Ventilator	YES	2
X-ray unit (Mobile)	YES	1 + 1 portable USG
Minor O.T	YES	1

Signatures of the Assessors

Date: 10.3.16

*[Handwritten Signature]*  
10/03/2016

*[Handwritten Signature]*  
10/03/2016

*[Handwritten Signature]*  
10/3/2016

Signatures of the Dean/Principal

Date: 10.03.2016

*[Handwritten Signature]*  
Dr. S. ANANDAN  
DEAN  
SRI RAMACHANDRA MEDICAL COLLEGE  
RESEARCH INSTITUTE  
SRI RAMACHANDRA UNIVERSITY  
PORUR, CHENNAI-600 115.

COMMENTS: NIL

## 2.9 Clinical Laboratories

(a) **Central Clinical Laboratory: Under control of department of : Director, Central Laboartory Services**

Separate sections for pathology, microbiology, hematology & biochemistry: Available round the clock

## 2.10 Operation theatres

Type	Requirement	Available	Remarks
Major	10	13	
Minor	2	5	Excluding Casualty

Signatures of the Assessors

Date: 10.3.16

*[Signature]*  
10/03/2016

*[Signature]*  
10/03/2016

*[Signature]*  
10/3/2016

Signatures of the Dean/Principal

Date: 10.03.2016  
Dr. S. ANANDAN  
DEAN  
SRI RAMACHANDRA MEDICAL COLL  
RESEARCH INSTITUTE  
SRI RAMACHANDRA UNIVERSIT  
PORUR, CHENNAI-600 123,

## 2.11 Equipment available in O. T. Block (Specify numbers)

Dept	Theatres Nos.	A/C Y/N	Central Oxy/ Nitrous Oxide Y/N	Anesthesia Machine Y/N	Multipara Monitor with Capnograph Y/N	Defibrillators Y/N	Infusion Pumps Y/N	Remarks
Gen Surgery	5	YES	YES	YES	YES (3)	YES (1)	YES (3)	
ENT	1	YES	YES	YES	YES (3)	YES (1)	YES (3)	
Ophthal	3	YES	YES	YES	YES (3)	YES (1)	YES (3)	3 ophthal OTs are available in the OPD complex
Ortho	2	YES	YES	YES	YES (3)	YES (1)	YES (3)	
OBS & GYN	3	YES	YES	YES	YES (3)	YES (1)	YES (3)	
Emergency	1	YES	YES	YES	YES (3)	YES (1)	YES (3)	
Septic	1	YES	YES	YES	YES (3)	YES (1)	YES (3)	

Pre-Anaesthetic/Pre-operative Beds : 08 Available occupied - 06

Post Operative Recovery room beds : 15 Available occupied - 12

Signatures of the Assessors

Date: 10.3.16

*Dr. S. Anandan*  
10/03/2016

*[Signature]*  
10/03/2016

*[Signature]*  
10/3/2016

Signatures of the Dean/Principal

Date: 10.03.2016

*Dr. S. Anandan*  
DEAN  
SRI RAMACHANDRA MEDICAL COLLEGE  
RESEARCH INSTITUTE  
SRI RAMACHANDRA UNIVERSITY  
PORUR, CHENNAI-600 116.

<u>Dept</u>	<u>Theatre Nos</u>	<u>A/C Y/N</u>	<u>Central Oxy / Nitrous Oxide</u>	<u>Boyles apparatus</u>	<u>Multiaar Monitor with Capnograph</u>	<u>Resp gas monitor</u>	<u>Resp gas monitor + pulse oximeter</u>	<u>Defibrillators</u>	<u>Ventilators</u>	<u>Infusion Pumps</u>	<u>Syringe Pumps</u>	<u>Any other</u>
Gen Surgery (1)	3	YES	YES	3	3	1	3	1	3	3	3	-
Gen Surgery (2)	2	YES	YES	2	2	1	2	1	2	2	2	-
ENT	1	YES	YES	1	1	1	1	1	1	1	1	-
Ophthal	3	YES	YES	3	3	1	2	1	-	1	1	-
Ortho	2	YES	YES	2	2	1	2	1	1	1	2	-
OBS & GYN	3	YES	YES	3	3	1	3	1	2	3	3	-
<u>ER / Septic</u>	1	YES	YES	1	1	1	1	1	-	1	1	

Pre-Anaesthetic/Pre-operative Beds : Available : 19 beds

Signatures of the Assessors

Date: 10.3.16

*[Signature]*  
10/03/2016

*[Signature]*  
10/03/2016

*[Signature]*  
10/3/2016

Signatures of the Dean/Principal

Date: 10.03.2016  
Dr. S. ANANDAN  
DEAN  
SRI RAMACHANDRA MEDICAL COLLEGE  
RESEARCH INSTITUTE  
SRI RAMACHANDRA UNIVERSITY  
PORUR, CHENNAI-600 116.

Post Operative Recovery room beds : Available: 20 rooms

**2.13 Intensive Care:** Following intensive areas are available -

Type	Beds (Required)	Beds (Available)	Patients admitted day of assessment	Central AC	Central Oxygen/suction	Major Equipment (Monitor, Ventilator, ABG, Pulse Oximeter etc.)
ICCU	5	7	7	Yes	Yes	All beds are equipped with monitors and pulseoximeter. Ventilator, ABG machine and Defibrilators are available
MICU	5	12	7	Yes	Yes	
SICU	5	15	14	Yes	Yes	
RICU(Preferable)	5	6	6	Yes	Yes	
PICU / NICU	5	7 30	5 19	Yes	Yes	

Signatures of the Assessors

Date: 10.3.16

*Dr. P. Anand*  
10/03/2016

*[Signature]*  
10/03/2016

*[Signature]*  
10/3/2016

Signatures of the Dean/Principal

*Dr. S. Anandan*  
Date: 10.03.2016  
DEAN  
SRI RAMACHANDRA MEDICAL COLLEGE  
RESEARCH INSTITUTE  
SRI RAMACHANDRA UNIVERSITY  
PORUR, CHENNAI-600 116.

**2.14 Labour Room**

Rooms	Beds	Remarks
Clean Cases	8	As per the requirement beds and facilities are available
Septic Cases	1	
Eclampsia	4	

**2.15 Radiological Facilities:**

Equipment	Required no.	Available no.	AERB Approval Y/N	Functional Status at the time of assessment Y/N	Remarks if any
Mobile X Ray 60 mA 100 mA	3 3	8 3	YES	YES	Available as per requirement
Static X Ray 300 mA 600mA 800/1000 mA	2 2 2	2 2 2	YES	YES	
CT Spiral Minimum 16 slice	1	3	YES	YES	

Signatures of the Assessors

Date: 10.3.16

*Dr. S. Anandan*  
10/03/2016

*[Signature]*  
10/03/2016

*[Signature]*  
10/3/2016

Signatures of the Dean/Principal

Date: 10.03.2016  
**Dr. S. ANANDAN**  
 DEAN  
 SRI RAMACHANDRA MEDICAL COLLEGE  
 RESEARCH INSTITUTE  
 SRI RAMACHANDRA UNIVERSITY  
 PORUR, CHENNAI-600 115.

USG	3	14	YES	YES	Available as per requirement
-----	---	----	-----	-----	------------------------------

Equipment	Log Bok Availability	Downtime	Functional Status at the time of assessment
Mobile X Ray 40 mA : 4 Nos. 60 mA : 3 Nos. 100 mA: 3 Nos	YES	In Log book	All are functional
Static X Ray 400 mA : 4 No. 1000 1 No. IITV & Fluroscopy - 1 No.	YES	In Log book	
CT - 3 Nos	YES	In Log book	
MRI (optional) -2 Nos	YES	In Log book	
USG- 13 Nos	YES	In Log book	

Signatures of the Assessors

Date: 10.3.16

*[Signature]*  
10/03/2016

*[Signature]*  
10/03/2016

*[Signature]*  
10/3/2016

Signatures of the Dean/Principal

Date: 10.03.2016  
 S. ANANDAN  
 DEAN  
 SRI RAMACHANDRA MEDICAL COLLEGE  
 RESEARCH INSTITUTE  
 SRI RAMACHANDRA UNIVERSITY  
 PORUR, CHENNAI-600 116.



2.16 **14 Blood Bank:** Available and functional: **YES**  
 Number of units dispensed in a day : **PCV-227, FFP-1033, Platelet - 3**  
 Number of units stored on day of assessment : **Total Units:1,263**  
 License valid up to: **No. 304/28-c up to 4<sup>th</sup> March 2016 for renewal is already under process**  
**(LICENCE NUMBER AND COPY TO BE APPENDED AS ANNEXURE-VII)**  
**Blood Separation Facility - Available**

2.17 **Pharmacy:** Pharmacist/Staff available: **AVAILABLE AND LIST ENCLOSED**

- No. of sub-stores located in different parts of hospital: **Three**
- Average no. of patients per day given drugs: **1600** outdoor & 1000 indoor.

2.17 **Central sterilization Department :**

- Timings & Shifts: **ROUND THE CLOCK**
- Equipment: **Horizontal autoclaves 2 / Vertical autoclaves 2**
- ETO Sterilisers : **2**
- Separate receiving and distribution points **Yes**

2.18 **Intercom:** Available : **Yes**  
 No. of incoming lines : **142** No. of extension lines: **1728**

2.19 **Central laundry/Alternative Arrangements:**

In House/Outsourced: **In-house laundry facilities available**

Type of Laundry: **Mechanized**

Bulk washing machine :**4** Hydro extractor: **4**, Rolling machine : **1** and Transit Storage Dryers - **2**.

Signatures of the Assessors

Date: **10.3.16**

*[Signature]*  
10/03/2016

*[Signature]*  
10/03/2016

*[Signature]*  
10/3/2016

Signatures of the Dean/Principal

Date: **10.03.2016**  
**Dr. S. ANANDAN**  
 DEAN  
 SRI RAMACHANDRA MEDICAL COLLEGE  
 RESEARCH INSTITUTE  
 SRI RAMACHANDRA UNIVERSITY  
 PORUR, CHENNAI-600 116.

**2.20 Kitchen/ Alternative Arrangements**

- **In-House /Outsourced : In-house kitchen facilities available**
- Food free of charge: YES                      Number of patients                      1000
- Provision of special diet: YES
- Services of a nutritionist/dietician: Available      If Available Number: 18

2.21 Total no. of Canteens:                      8 canteens and 24 hours coffee/refreshment available near the hostel.

2.22 Arrangements for biomedical waste management.

Authorisation Certificate from Tamil Nadu State Pollution Control Board as per Norms: Available, agreement details Enclosed

Outsourced MOU Appended Incinerator : YES

2.23 Central Resarch Lab:

- Available - Yes
- Facilities - Adequate and equipped
- Research Projects:
  - Completed Nos : 34
  - Ongoing Nos: 74



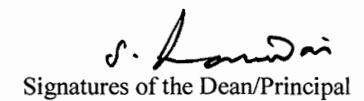
Signatures of the Assessors

Date: 10.3.16





10/3/2016



Date: 10.03.2016

Dr. S. ANANDAN  
DEAN  
SRI RAMACHANDRA MEDICAL COLL  
RESEARCH INSTITUTE  
SRI RAMACHANDRA UNIVERSIT  
PORUR, CHENNAI-600 116.

## 2.24 Nursing and Paramedical staff : Annexure enclosed

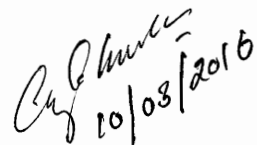
Nursing staff:	No of Beds :1100	
	Category	Required Nos.
Staff Nurses	450	1385
Sister Incharge	75	409
ANS	18	18
DNS	8	8
Nursing Suptd	1	2
Total	552	1822

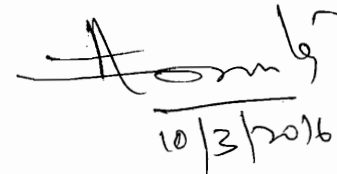
Paramedical And Non teaching staff	Required Nos.	Available Nos.
		182



Signatures of the Assessors

Date: 10.3.16





Signatures of the Dean/Principal

Dr. S. ANANDAN  
Date: 10.03.2016 DEAN  
SRI RAMACHANDRA MEDICAL COLLEGE  
RESEARCH INSTITUTE  
SRI RAMACHANDRA UNIVERSITY  
PORUR, CHENNAI-600 116.

**MEDICAL COLLEGE**

**3.1 College Website: (to be updated every month with no & date)**


Sr. No.	Details of information	Provided or not (with no & date)
1	Dean, Principal & M.S.	YES, PROVIDED IN THE WEBSITE
2	Staff-Teaching	
3	Affiliated University and its VC and Registrar	
4	Citizen Charter	
5	List of students admitted category wise (UG & PG) in current and previous year.	
6	Results of all examinations in previous year.	
7	Details of members of the Anti Ragging Committee Members with contact details including landline Ph. mobile, email etc..	YES, PROVIDED IN THE WEBSITE
8	Details of members of the Gender Harassment Committee Members with contact details including landline Ph. mobile, email etc..	
9	Toll free number to report ragging.	


**3.2 Teaching Programme:**

Didactic teaching	Yes
Demonstration	Yes


Signatures of the Assessors

Date:

  
10.3.16


  
10/03/2016

  
10/03/2016

  
10/3/2016

Signatures of the Dean/Principal

Date:

  
10.03.2016  
Dr. S. ANANDAN  
DEAN  
SRI RAMACHANDRA MEDICAL COLLEGE  
RESEARCH INSTITUTE  
SRI RAMACHANDRA UNIVERSITY  
PORUR, CHENNAI-600 115.

Integrated teaching (Horizontal/Vertical teaching)	Yes
Clinical posting	Yes
Clinical Pathological Conference	Yes
Grand Rounds	Yes
Statistical Meeting	Yes
Seminars	Yes

Teaching roster & Attendance Register to be verified at the time of assessment.

Comments: ENCLOSED



Signatures of the Assessors

Date: 10.3.16

*Dr. Anand*  
10/03/2016

*N*  
10/03/2016

*[Signature]*  
10/3/2016

*J. Anandan*  
Signatures of the Dean/Principal

Date: 10-03-2016  
Dr. S. ANANDAN  
DEAN  
SRI RAMACHANDRA MEDICAL COLLEGE  
RESEARCH INSTITUTE  
SRI RAMACHANDRA UNIVERSITY  
PORUR, CHENNAI-600 116.

3.3 Anatomy

Required	Available	Required	Available
Demonstration Room/S <ul style="list-style-type: none"> <li>No.</li> <li>Capacity - 75 to 100 students</li> </ul>	4 (Four) Capacity 80-90	AV Aids	Overhead projector - 3 LCD projectors - 5 Slide projector - 1 LCD TV - 1
Number of practical laboratory/ies - 1 Number of Lab seats -	2 (Two) Dissection Hall (Ground Floor) - can accommodate 275 Histology Lab (II floor - can accommodate 125)	Museum... seating capacity Mounted wet specimens Models Charts Bone Sets Articulated skeleton MRI } CT } X-rays	75 205 289 200 40 10 36 100
Number of microscopes/laboratory..... Dissection microscopes .....	Monocular Microscopes- 25 Binocular Microscope - 129 Dissection Microscope- 10 Research Microscope - 1		
Number of dissection tables ... (Half Standard size)	Big tables - 32 Small table - 6	Number of cadavers	60
Cold store / Cooling chambers Bodies	1 (Capacity : 8 bodies) 1 (Capacity: 4 bodies)	Storage tank: Big: Small:	5 (2400 litres) 4 (336 litres)
Embalming room	1 (ONE)	Band saw	One
Lockers	Available for 250 students	Departmental library (80- 100 books)	183 books

Adequate exhaust, light, water supply and drainage facilities

Available.

Signatures of the Assessors

Date: 10.3.16

*Dr. Chinn*  
10/3/2016

*N*  
10/3/2016

*A*  
10/3/2016

Signatures of the Dean/Principal

Date: 10.3.2016  
Dr. S. ANANDAN  
DEAN  
SRI RAMACHANDRA MEDICAL COLLEGE  
RESEARCH INSTITUTE  
SRI RAMACHANDRA UNIVERSITY  
PORUR, CHENNAI-600 116.

Deficiency if any: NIL

### 3.4 Physiology

Required	Available	Required	Available
Number of Demonstration Room/s <ul style="list-style-type: none"> <li>No</li> <li>Capacity</li> </ul>	4(four) 80-90 students	AV Aids	Available
Mammalian Laboratory - 1		Haematology Laboratory	Available
Departmental Library - 80 to 100 books	351	Clinical Physiology	Available
Preparation rooms	3 (14sq.m each)		

Deficiency if any:

### 3.5 Biochemistry

Required	Available	Required	Available
Number of Demonstration Room/s <ul style="list-style-type: none"> <li>No</li> <li>Capacity</li> </ul>	4 (four) 80 students	AV Aids	LCD - 4 OHP-4

Signatures of the Assessors

Date: 10. 7. 16

*[Signature]*  
10/03/2016

*[Signature]*  
10/03/2016

*[Signature]*  
10/3/2016

Signatures of the Dean/Principal

Date: 10. 03. 2016

*[Signature]*

Dr. S. ANANDAN  
DEAN

SRI RAMACHANDRA MEDICAL COLLEGE  
RESEARCH INSTITUTE  
SRI RAMACHANDRA UNIVERSITY  
PORUR, CHENNAI-600 116

Number of practical laboratory/ies -	UG - 1(one) PG -1(one)	Library / Seminar rooms	with 307 books
Number of Lab seats -	132(UG) 24(PG)	Research Lab.	3(three)

Deficiency if any: Seminar room can accommodates only 10 person (inadequate)

### 3.6 Pathology

Required	Available	Required	Available
Number of Demonstration Room/s • No • Capacity	4 (four) - 90 sq.m each  75-90 students	AV Aids	LCD Projector - 4 Microscope slide projector -2 White Boards - 6 Slide Projector with TV-2
Practical labs. Morbid Anatomy/Histopath./ Cytology Clinical Pathology/Haematology.... microscopes	1 1 (378 sq.m)  125 microscopes	Museum -182 sq.m 80 seating capacity Specimens: 80 • Mounted • Unmounted • Catalogues	1(one) - 182 sq.m  558 - Mounted specimens 500 - unmounted specimens(WET) Museum index books with catalogues - 20
Departmental library - 80 to 100 books	261 books		

Signatures of the Assessors

Date: 10.3.16

*[Signature]*  
10/03/2016

*[Signature]*  
10/03/2016

*[Signature]*  
10/3/2016

Signatures of the Dean/Principal

Date: 10.03.2016  
Dr. S. ANANDAN  
DEAN  
SRI RAMACHANDRA MEDICAL COLLEGE  
RESEARCH INSTITUTE  
SRI RAMACHANDRA UNIVERSITY  
PORUR, CHENNAI-600 116.



Deficiency if any: NIL

### 3.7 Microbiology

Required	Available	Required	Available
Number of Demonstration Room/s • No • Capacity (each 90 sq.m)	4(four) 80-100 students	AV Aids	LCD -4 OHP -2
Number of practical laboratory/ies - Number of Lab seats - Number of microscopes/laboratory	1(one) 125 140	Media preparation facility Auto Claving Washing and drawing room	1(one) 2(two) 1(one)
Number of service laboratories (7)	7(seven) in the 1 <sup>st</sup> floor of the Hospital	Museum: Specimen, Charts, Models & Catalogue Seating Capacity.....	1(one) Specimen - 25 Charts & Catalogue - 20 Models - 34
Departmental Library - 80 - 100 books	140		

Deficiency if any: nil

### 3.8 Pharmacology

Signatures of the Assessors  
Date: 10.3.16

*Dr. Anand*  
10/03/2016

*Dr. Anand*  
10/03/2016

*Dr. Anand*  
10/3/2016

*Dr. S. Anandan*  
Signatures of the Dean/Principal  
Date: 10.03.2016  
Dr. S. ANANDAN  
DEAN  
SRI RAMACHANDRA MEDICAL CO  
RESEARCH INSTITUTE  
SRI RAMACHANDRA UNIVERS  
PORUR, CHENNAI-600 116

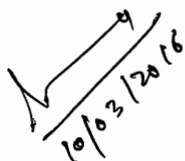
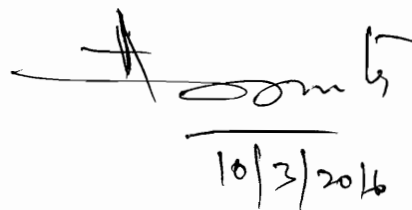
Required	Available	Required	Available
Number of Demonstration Room/s • No • Capacity	4 (four) 75 students	AV Aids	Available
Experimental Pharmacology	Available with 21 working tables with capacity of 125 to 130 students	Museum - 75 seating capacity -Specimens - 180 samples(drug); 58 (plant products) -Charts - 100 -Models - 29 -History of Medicine-12 -Catalogues - 20	
Clinical pharmacology/pharmacy	Available with 30 working tables with 125-130 students		
Departmental Library	137with access to online journals		

Deficiency if any: Nil



Signatures of the Assessors

Date: 10.3.16

Signatures of the Dean/Principal

Date: 10.03.2016  
Dr. S. ANANDAN  
DEAN  
SRI RAMACHANDRA MEDICAL CO.  
RESEARCH INSTITUTE  
SRI RAMACHANDRA UNIVER  
PORUR, CHENNAI


3.9 Forensic Medicine


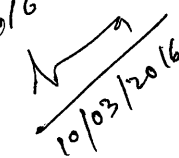
Required	Available	Required	Available
Number of Demonstration Room/s • No • Capacity	4(four) 75-90 students	AV Aids	YES
Forensic histopathology, Serology, Anthropology & Toxicology - for examination of specimen tests	YES, done in pathology department	Museum:  • Medico -Legal Specimens • Charts • Prototype fire arms • Slides • Poisons • Photographs • Catalogues	Medico-Legal specimens: 102, Charts:12, Prototype fire arms:8, slides:50, Poisons:152, Photographs:983, Catalogues:20
Autopsy room  Location - In/Near hospital in a separate structure	2 rooms available in the Ground floor		
Cold Storage	2(two) rooms available with one P.M body.		
Departmental library : 80 - 100 books	110		


Deficiency if any: Nil

Signatures of the Assessors


Date:

  
10.3.16

  
10/03/2016  
  
10/03/2016

  
10/3/2016

Signatures of the Dean/Principal

  
Dr. S. ANANDAN  
DEAN  
Date: 10.03.2016  
SRI RAMACHANDRA MEDICAL COLLEGE  
RESEARCH INSTITUTE  
SRI RAMACHANDRA UNIVERSITY  
PORUR, CHENNAI-600 116.

3.10 Community Medicine


Required	Available	Required	Available
Number of Demonstration Room/s • No • Capacity	4(FOUR)  75-100 students (90 sq.m)	AV Aids	LCD-4  Overhead Projector - 4
Museum : • Charts • Models • Specimens • Catalogues	93 54 82 20	Practical lab	:375 sq.m - 125  students
Departmental Library : YES. Available 465 books			

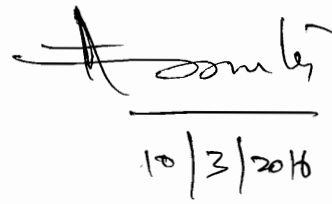

Deficiency if any: nil



Signatures of the Assessors

Date: 10.3.16





Signatures of the Dean/Principal  
Dr. S. ANANDANDate: 10.03.2016  
SRI RAMACHANDRA MEDICAL COLLEGE  
RESEARCH INSTITUTE  
SRI RAMACHANDRA UNIVERSITY  
PORUR, CHENNAI-600 116.

**Health Centers (Department of Community Medicine)**

RHTC: Vayalanallur (place) 15 km (Distance from the college)

PHC I -: Mugalivakkam (place) 6 km (Distance from the college)

PHC II -: Nemam(place) 20 km (Distance from the college)

Out of the above three PHCs: ONE, has been upgraded to RHTC.

Population covered by the RHTC	18507
It is affiliated to College - YES	YES
Students and interns posted in batches of	15 students (3 to 5) interns throughout the year
Separate blocks for accommodating boys and Girls	Available. 12 rooms having 32 beds. Girls 10 rooms having 24 beds
Facilities for cooking & dining - YES	Available
Daily OPD/IPD	OPD: 216 cases per day IPD: 16 cases per day (Male-6, Female-6, ANC-4)
Specialist visits if any:	<u>Daily Visits:</u> 1. General Medicine - Hypertension and Diabetics of average - 298 cases per day 2. OBGYN - 9 cases per day with 2 cases of PAP Smear 3. Paediatrics - 35 to 40 cases per day

Signatures of the Assessors

Date: 10.3.16

*[Signature]*  
10/03/2016

*[Signature]*  
10/03/2016

*[Signature]*  
10/3/2016

Signatures of the Dean/Principal

Date: 10.3.2016  
Dr. S. ANANDAN  
DEAN  
SRI RAMACHANDRA MEDICAL COLLEGE  
RESEARCH INSTITUTE  
SRI RAMACHANDRA UNIVERSITY  
PORUR, CHENNAI

	<p>4. Dental - 31 cases per day</p> <p>5. Physiotherapy - 9 cases per day</p> <p><u>Weekly Visit:</u></p> <p>1. Orthopaedics - 25 cases on average</p> <p>2. Clinical Psychology - 6 cases on average</p> <p><u>Fornightly</u></p> <p>1. Dermatology - 48 cases on average</p> <p>2. ENT - 16 cases on average</p> <p>3. Ophthalmology - 26 cases on average</p> <p>4. Psychiatry - 1 case on average</p> <p>5. General Surgery - 10 cases on average</p>
Cold chain equipment available	Yes one vaccine career only, ILR due to power fluctuation not in use
Survey/MCH/Immunization/FP registers	<p>Survey: Family enumeration, Birth &amp; death</p> <p>MCH: Eligible couple, Under five years and ANC cases</p> <p>Immunization and Family Planning Register available</p>
Activities under the National Health Programmes	<p>All National Health programs implemented</p> <p>1. School Health Programme: Diabetics, Hypertention, TB control programme</p>

Deficiency if any : Out Sourcing of Mess facilities for Interns. Annexure enclosed.

Signatures of the Assessors

Date: 10.3.16

*[Signature]*  
10/03/2016

*[Signature]*  
10/03/2016

*[Signature]*  
10/3/2016

Signatures of the Dean/Principal

Date: 10.03.2016  
 Dr. S. ANANDAN  
 DEAN  
 SRI RAMACHANDRA MEDICAL COL  
 RESEARCH INSTITUTE  
 SRI RAMACHANDRA UNIVERS  
 PORUR, CHENNAI-600 115

Details of U.H.T.C.:

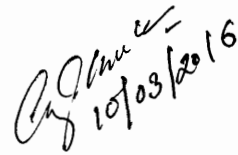
Place: Thiruvanniyur

Distance from college : 18 kms from the college


Population covered by the UHC	14562
It is affiliated to College- YES	YES
Students and interns posted in batches of	15 students (3-5) interns throughout the year
Daily OPD/IPD	OPD- 105 IPD -NIL
Survey/MCH/Immunization/FP registers	Survey: Family enumeration, Birth & death MCH: Eligible couple under five years and ANC cases Immunization and Family Planning Register are available
Specialist visits if any	<u>Daily Visit:</u> 1.General Medicine, Hypertension and Diabetics - 74 cases per day 2.OBGYN - NIL 3.Paediatrics - 13 cases per day  <u>Weekly Visit:</u> 1.Dental - Nil 2.Dermatology- 37 cases on average 3.Ophthalmology - 30 cases on average

Signatures of the Assessors


Date: 10.3.16


  
10/03/2016


  
10/03/2016


  
10/3/2016

Signatures of the Dean/Principal


  
Date: 10.03.2016  
Dr. S. ANANDAN  
DEAN  
SRI RAMACHANDRA MEDICAL COL  
RESEARCH INSTITUTE  
SRI RAMACHANDRA UNIVERSI  
PORUR, CHENNAI-600 116.

	4.ENT - 5 cases on average
Deficiency if any	No immunization, No Family Planning, No ANC as Gynaecologist not posted

### 3.11 CONDUCT OF MBBS EXAMINATION (only for recognition under 11(2))

- University which conducts Examination: : Sri Ramachandra University
- No. of Candidates appeared in Examination : 231
- The final MBBS examination (Part-II) was conducted satisfactorily : YES
- Centre for written/practical examination : Sri Ramachandra University

#### Comments:



Signatures of the Assessors


Date: 10.3.16



10/03/2016



10/03/2016



10/3/2016



Signatures of the Dean/Principal

Dr. S. ANANDAN  
DEAN

Date: 10/03/2016  
SRI RAMACHANDRA MEDICAL COLLEGE  
RESEARCH INSTITUTE  
SRI RAMACHANDRA UNIVERSITY  
PORUR, CHENNAI-600 116.



Medical College-Staff Strength:

Name of College: Sri Ramachandra Medical College and Research Institute

Number of students - 250 seats PG Courses (Yes)

## Calculation Sheet

Department	Designation	Requirement as per MSR (UG)	Additional faculty required for running PG courses (if any)	Total (UG + PG)	Accepted	Deficiency	Remarks
Anatomy With P.G	Professor	1	-	1	5		
	Assoc. Prof.	2	-	2	3		
	Asstt.Prof.	4	-	4	3		
	Tutor	5	-	5	5		
Physiology With P.G	Professor	1		1	5		
	Assoc. Prof.	2		2	4		
	Asstt.Prof.	4		4	2		
	Tutor	5		5	5		
Biochemistry With P.G	Professor	1		1	4		
	Assoc. Prof.	2		2	5		
	Asstt.Prof.	4		4	4		
	Tutor	5		5	5		
Pharmacology With P.G	Professor	1	-	1	2		
	Assoc. Prof.	2	-	2	3		
	Asstt.Prof.	3	-	3	3		
	Tutor	4	-	4	4		

Signatures of the Assessors

Date: 10.3.16

*Dr. Anand*  
10/03/2016

*[Signature]*  
10/03/2016

*[Signature]*  
10/3/2016

Signatures of the Dean/Principal

*Dr. S. Anandan*  
Date: 10.03.2016  
Dr. S. ANANDAN  
DEAN  
SRI RAMACHANDRA MEDICAL COL  
RESEARCH INSTITUTE  
SRI RAMACHANDRA UNIVERS  
PORUR, CHENNAI-600 116

Department	Designation	Requirement as per MSR (UG)	Additional faculty required for running PG courses (if any)	Total (UG + PG)	Accepted	Deficiency	Remarks
Pathology With P.G	Professor	1		1	6		
	Assoc. Prof.	4	+1	5	0		
	Asstt.Prof.	4	+1	5	7		
	Tutor	6	+1	7	3	2	
Microbiology With P.G	Professor	1		1	4		
	Assoc. Prof.	2		2	3		
	Asstt.Prof.	4		4	3		
	Tutor	5		5	5		
Forensic Medicine With P.G	Professor	1		1	1		
	Assoc. Prof.	1		1	2		
	Asstt.Prof.	2		2	1		
	Tutor	4		4	5		
Community Medicine With P.G	Professor	1		1	5		
	Assoc. Prof.	2		2	3		
	Asstt.Prof.	5		5	5		
	Epidemiologist-Cum-Asstt.Prof.	1		1	1		
	Statistician-Cum-Asstt.Prof.	1		1	1		
	Tutor	5		5	4		
General Medicine P.G with 8 units	Professor	1	-	1	7		
	Assoc. Prof.	7	+1	8	9		
	Asstt.Prof.	8	+7	15	8		

Signatures of the Assessors

Date: 10.3.16

*Ch. Chinn*  
10/03/2016

*[Signature]*  
10/03/2016

*[Signature]*  
10/3/2016

Signatures of the Dean/Principal



Date: 10.03.2016  
*[Signature]*  
 ANANDAN  
 DEAN  
 SRI RAMACHANDRA MEDICAL COLLEGE  
 RESEARCH INSTITUTE  
 SRI RAMACHANDRA UNIVERSITY  
 PORUR, CHENNAI-600 116.

Department	Designation	Requirement as per MSR (UG)	Additional faculty required for running PG courses (if any)	Total (UG + PG)	Accepted	Deficiency	Remarks
	Sr. Resident	8		8	10		
	Jr. Resident	16		16	37		
Paediatrics P.G with 4 units	Professor	1		1	6		
	Assoc. Prof.	3	+1	4	5		
	Asstt.Prof.	4	+3	7	9		
	Sr. Resident	4		4	7		
	Jr. Resident	8		8	19		
Tuberculosis & Respiratory Diseases P.G with 2 units	Professor	1		1	2		
	Assoc. Prof.	1	+1	2	1		
	Asstt.Prof.	2	+1	3	4		
	Sr. Resident	2		2	2		
	Jr. Resident	4		4	9		
Dermatology, Venereology & Leprosy P.G with 2 units	Professor	1		1	4		
	Assoc. Prof.	1	+1	2	2		
	Asstt.Prof.	1	+2	3	2		
	Sr. Resident	1		2	6		
	Jr. Resident	2		4	8		
Psychiatry P.G with 1 unit	Professor	1		1	2		
	Assoc. Prof.	1		1	0		
	Asstt.Prof.	1		1	1		
	Sr. Resident	1		1	4		
	Jr. Resident	2		2	6		
General Surgery P.G with 8 units	Professor	1		1	9		
	Assoc. Prof.	7	+1	8	4		
	Asstt.Prof.	8	+7	15	12		



Signatures of the Assessors

Date: 10.3.16


Signatures of the Dean/Principal

Dr. S. ANANDAN  
Date: 10.03.2016 DEAN  
SRI RAMACHANDRA MEDICAL COLLEGE  
RESEARCH INSTITUTE  
SRI RAMACHANDRA UNIVERSITY  
PORUR, CHENNAI-600 116.

Department	Designation	Requirement as per MSR (UG)	Additional faculty required for running PG courses (if any)	Total (UG + PG)	Accepted	Deficiency	Remarks
	Sr. Resident	8		8	9		
	Jr. Resident	16		16	32		
Orthopaedics P.G with 6 units	Professor	1		1	6		
	Assoc. Prof.	4	+2	6	7		
	Asstt.Prof.	5	+6	11	12		
	Sr. Resident	5	+1	6	9		
	Jr. Resident	10	+2	12	28		
Oto-Rhino- Laryngology With P.G 2 units	Professor	1		1	4		
	Assoc. Prof.	1	+1	2	1		
	Asstt.Prof.	1	+2	3	3		
	Sr. Resident	1	+1	2	6		
	Jr. Resident	2	+2	4	15		
Ophthalmology P.G with 2 units	Professor	1		1	2		
	Assoc. Prof.	1	+1	2	2		
	Asstt.Prof.	2	+1	3	3		
	Sr. Resident	2		2	4		
	Jr. Resident	4		4	14		
Obstetrics & Gynaecology P.G 6 units	Professor	1		1	6		
	Assoc. Prof.	4	+2	6	8		
	Asstt.Prof.	5	+6	11	7		
	Sr. Resident	5	+1	6	8		
	Jr. Resident	10	+2	12	27		
Anaesthesiology With P.G	Professor	1	-	1	5		
	Assoc. Prof.	4	+1	5	4		
	Asstt.Prof.	6	+1	7	4		

Signatures of the Assessors  
Date: 10.03.16

*Cy. Chinn*  
10/03/2016

*N. A.*  
10/03/2016

*A. Somas*  
10/3/2016

Signatures of the Dean/Principal  
Date: 10.03.2016  
Dr. S. ANANDAN  
DEAN  
SRI RAMACHANDRA MEDICAL COLLEGE  
RESEARCH INSTITUTE  
SRI RAMACHANDRA UNIVERSITY  
PORUR, CHENNAI-600 116.

Department	Designation	Requirement as per MSR (UG)	Additional faculty required for running PG courses (if any)	Total (UG + PG)	Accepted	Deficiency	Remarks
	Sr. Resident	4	+1	5	8		
	Jr Resident	7		7	14		
Radio-Diagnosis With P.G	Professor	1			5		
	Assoc. Prof.	2	+1	3	4		
	Asstt.Prof.	2	+1	3	4		
	Sr. Resident	3	+1	4	8		
Dentistry	Professor						Institute running a Separate Dental College in the same campus by Management
	Assoc. Prof.						
	Asstt.Prof.						
	Tutor/JR						



Signatures of the Assessors

Date: 10.3.16

Dr. C. M. U.  
10/03/2016

10/03/2016

10/3/2016

(Dr. B. C. Dutta)



Dr. S. ANANDAN

Signatures of the Dean/Principal  
DEAN  
SRI RAMACHANDRA MEDICAL COLLEGE &RESEARCH INSTITUTE  
Date: SRI RAMACHANDRA UNIVERSITY  
PORUR, CHENNAI-600 116.

**Deficiency chart:**

Department	Professor	Asso. Prof	Asst. Prof.	Tutors	SR	JR
Anatomy						
Physiology						
Bio chemistry						
Pharmacology						
Pathology				2		
Microbiology						
Forensic Medicine						
Community Medicine						
Gen. Medicine						
Paediatrics						
Tb and Chest						
Dermatology						



Signatures of the Assessors

Date: 10.3.16

*S. S. Anandan*  
10/03/2016

*[Signature]*  
10/03/2016

*[Signature]*  
10/3/2016

*S. S. Anandan*  
Signatures of the Dean/Principal

Date: 10.03.16  
**S. S. ANANDAN**  
 DEAN  
 SRI RAMACHANDRA MEDICAL COLLEGE  
 RESEARCH INSTITUTE  
 SRI RAMACHANDRA UNIVERSITY  
 PORUR, CHENNAI-600 115.

Department	Professor	Asso. Prof	Asst. Prof.	Tutors	SR	JR
Psychiatry						
Gen Surgery						
Orthopaedics						
ENT						
Ophthalmology						
Ob-Gy						
Anaesthesiology						
Radiology						
Dentistry						
Total	0	0	0	2		

- 1) Deficiency of Teaching Faculty : 0.83 % (2 out of 242 required)
- 2) Deficiency of resident doctors : 0.00 % (0 out of 139 required)



Signatures of the Assessors

Date: 10.3.16

*Ch. C. Kumar*  
10/03/2016

*N. M.*  
10/03/2016

*[Signature]*  
10/3/2016

*S. Anandan*

Signatures of the Dean/Principal

Date: 10.03.2016  
**Dr. S. ANANDAN**  
 DEAN  
 SRI RAMACHANDRA MEDICAL COLLEGE  
 RESEARCH INSTITUTE  
 SRI RAMACHANDRA UNIVERSITY  
 PORUR, CHENNAI 600

<b>Notes:</b>
<b>For purpose of working out the deficiency:</b>
(1) The deficiency of teaching faculty and Resident Doctors shall be counted separately.
<b>(A) For Teaching Faculty:</b>
(a) For calculating the deficiency of faculty, Prof., Assoc Prof., Asst. Prof & Tutor in respective departments shall be counted together.
(b) Any excess teaching faculty in higher cadre can compensate the deficiency of lower cadre of the same department only.
(c) Any excess teaching faculty of lower cadre/ category in any department cannot compensate the deficiency of any teaching faculty in the higher cadre/category of the same department or any other department. e.g. excess of Assistant Professor cannot compensate the deficiency of Associate Professor or Professor.
(d) Excess/Extra teaching faculty of any department cannot compensate the deficiency of any teaching faculty in any other department.
<b>(B) For Resident Doctors:</b>
(a) Excess of SR can be compensated to the deficiency of JR of the same department only.
(b) Excess SR/JR of any department cannot compensate the deficiency of SR/JR in any other department.
(c) Any excess of JR cannot compensate the deficiency of SR in same or any other department.
(d) Any excess/ extra teaching faculty of same or any other department cannot compensate the deficiency of SR/JR. e.g. excess of Assistant Professor cannot compensate the deficiency of SR or JR.
(2) A separate department of Dentistry/Dental faculty is not required where a dental college is available in same campus/city and run by the same management.

Signatures of the Assessors

Date:

*[Signature]*  
16.3.16

*[Signature]*  
10/03/2016

*[Signature]*  
16/03/2016

*[Signature]*  
10/3/2016

Signatures of the Dean/Principal

Date:

*[Signature]*  
Dr. S. ANANDAN  
DEAN  
SRI RAMACHANDRA MEDICAL COLLEGE &  
RESEARCH INSTITUTE  
SRI RAMACHANDRA UNIVERSITY  
PORUR, CHENNAI-600



(3) Colleges running PG program require additional staff, beds & other requirements as per the PG Regulations - 2000.

### Summary of Assessment

1. SRI RAMACHANDRA MEDICAL COLLEGE & RESEARCH INSTITUTE is run by Government/  
Trust/ Society/Company
2. The college has got LOP from GOI/MCI with intake of 250 seats for last academic year 2014-15.
3. Type of assessment: **Recognition** No. of seats: 250 seats
4. PG courses : Yes
5. Deficiency of the infrastructure of college and hospital If any: Pl. mention category wise;
6. Deficiency of clinical material If any: Pl mention category wise;
7. Deficiency of teaching staff if any:  
Shortage of teaching faculty is 0.83%
8. Deficiency of resident doctors if any:  
Shortage of resident doctors is 0.00%




Signatures of the Assessors


Date: 10.3.16



10/03/2016



10/3/2016



Signatures of the Dean/Principal

Date: Dr. S. ANANDAN  
DEAN  
SRI RAMACHANDRA MEDICAL COLLEGE &  
RESEARCH INSTITUTE  
SRI RAMACHANDRA UNIVERSITY  
PORUR, CHENNAI-600 116.

Shortages Teaching Faculty 2 out of 242 i.e 0.82%

Shortage of Resident doctors:0.00%

9. Any other Remarks :

- We four Assessors reached the Hospital at 9.30 a.m. and started assessing the department and Hospital from 10 a.m. (work distribution sheet enclosed)
- In adequate seminar room in Biochemistry Department
- Faculty deficiency is 0.83%. (Only 2 Demonstrators were found absent).
- No residents deficiency
- Bed occupancy is 88.29% at 10 a.m. on 1<sup>st</sup> day of assessment
- There is No Dentistry Department as Management is running separate Dental College in the same Campus. The faculty and resident of the dentistry department not counted.


g)Following teaching staff could not be counted due to reasons mentioned against each:

Name	Designation	Department	Remarks/Reasons
Dr Divya D	Demonstrator	Pathology	No Proper address proof
Dr Pusalata Ravi Kumar	Professor	Obs & Gynae	Absent
Dr Sirisha P.S N.R.S	Assistant Professor	Obs & Gynae	Absent


 Signatures of the Assessors


Date: 10.3.16

Dr. B. C. Dutt  
(Co-ordinator)

 10/03/2016

 10/03/2016

 10/3/2016

 Signatures of the Dean/Principal

Date: Dr. S. ANANDAN  
DEAN  
SRI RAMACHANDRA MEDICAL COLLEGE  
RESEARCH INSTITUTE  
SRI RAMACHANDRA UNIVERSITY  
PORUR, CHENNAI-600 116.

1. Deficiency of faculty is as under:

(a) The following faculty were not available: (Include those who are not available, absent, not signed attendance sheet before 11 a.m.)

(I) Professors: **1 (one) in OBG** (write name of departments)

(II) Associate Professor: **NIL** (write name of department & number deficient)

(III) Assistant Professor: **1 (one) in OBG** (write name of department & number)

(IV) Tutor: **1(one) in Pathology**(write name of department & number)

(b) The following faculty have not been considered even though present due to reasons mentioned hereunder:

S.No.	Name	Department	Designation	Reason for not considering
1.	Dr.Pushpalatha	OBG	Professor	Absent
2.	Dr.Sirisha P.S.N.R.S.	OBG	Assistant Professor	Absent
3.	Dr.Divya.D	Pathology	Demonstrator	No proper address proof

(c) In view of above, resultant deficiency of faculty is **0 %** (i.e. 242 out of 242 ).

2. Deficiency of Residents is as under:

(a) The following Residents were not available: (Include those who are not available, absent, not signed attendance sheet before 11 a.m.)

(I) Senior Resident: **1 (one) in OBG** (write name of departments & numbers deficient)

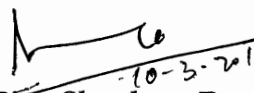
(II) Junior Resident: **NIL** (write name of department & number deficient)

(b) The following Residents have not been considered even though present due to reasons mentioned hereunder:

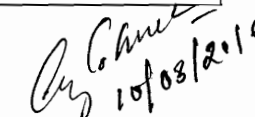
S.No.	Name	Department	Designation	Reason for not considering
	Dr .T.Kiruthika	OBG	Senior Resident	Absent

(c) In view of above, resultant deficiency of Residents is **0.00 %** (i.e.0 out of 139 ).

  
10.3.16  
Dr.B.C.DUTTA  
Coordinator

  
10-3-2016  
Dr. K.Siva Shankara Rao  
Assessor

  
10/3/2016  
Dr.Alpha.V.P.Tej  
Assessor

  
10/03/2016  
Dr.Chandrakant.M.Bokade  
Assessor

Dr. S. ANANDAN  
DEAN  
SRI RAMACHANDRA MEDICAL COLLEGE  
RESEARCH INSTITUTE  
SRI RAMACHANDRA UNIVERSITY  
PORUR, CHENNAI-600 116.





145065  
28/12/15

**MEDICAL COUNCIL OF INDIA**

STANDARD INSPECTION FORM FORM - C

On the

Final M.B.B.S. Examination of  
**Sri Ramachandra Medical College & Research Institute,**  
**Sri Ramachandra University**

In the subject of **General Medicine**

held at

**Sri Ramachandra Medical College & Research Institute,**

Place: **Porur, Chennai -116**

*Sarath*  
21/12/15

1. Date of Inspection : 21.12.2015
2. Names of Inspectors : 1. Dr.Sanjiv Nanda  
2.Dr.Saibal Kumar Mukerjee
3. Date of last Inspection/Visitation : 27.10.2014 & 28.10.14
4. Name of last inspectors/Visitors : 1.Dr.Sanjay Bijwe  
2.Dr.Bhadresh Vyas  
3.Dr.Narayan Sinha  
4.Dr.S.Chatterjee

Defects pointed out in the last inspection/visitation if any	Remarks by the University
NIL	NIL

*S. Nanda*  
21/12/15



## 6. Papers setters :

Name & qualification	Designation	Experience as examiner
<b>Dr.Kalaiwalli, M.D General Medicine</b>	<b>Professor, Dept of General Medicine, Meenakshi Medical College, Enathur, Kanchipuram - 631 552</b>	<b>20 years (30 years Teaching Experience)</b>
<b>Dr.Ragunathanan .S, M.D General Medicine</b>	<b>Professor of Medicine, Madras Medical College, Chennai - 600 003</b>	<b>12 years ( 21 years Teaching Experience)</b>
<b>Dr.Sasisekharan, T.V.D, M.D General Medicine</b>	<b>Professor of Medicine, Dr.Pinnamaneni Siddhartha Medical College, Ganavaram Mandalam, Andhra Pradesh</b>	<b>5 years ( 12 years Teaching Experience)</b>



2/14/15



Remarks by the Inspectors/Visitors regarding

a) Nature of the questions. **Objective type (Multiple Choice Questions) - 30, Essays -2, Short Questions- 8 in every paper.**

b) Do they cover the whole field of prescribed curriculum **Yes**

c) What is the standard displayed in the answers: **Satisfactory**

d) What is the nature of assessment.

**Formative Assessment [Internal Assessment] Theory -30marks , clinical – 30marks  
Summative Assessment Theory – 120 marks, Oral – 20 marks ,clinical – 100 marks,  
Total – 300 marks.**

**Theory – Central Evaluation by all four examiners(Internal – 2, External - 2)  
Clinical & oral examination by all four examiners (Internal – 2, External - 2)**

**Central Evaluation of Theory Papers is done at the office of the Controller of Examinations. All the examiners (internal & external) evaluate the theory papers centrally. The examiners get equal number of answer scripts for evaluation. Paper I & II have section A & B separately.(70 answer sheets per examiner) The examiners get a mixed set of papers from A & B sections for that given set of examination period in General Medicine**

**The answer scripts are barcoded. Optical mark reader sheet is provided. Optical mark reader is used for reading the marks. Multiple choice questions are read by optical mark reader.**

e) What is the minimum percentage necessary for passing the theory examination  
- **50%**

f) What percentage of marks obtained at periodical examinations conducted during the course is carried forwarded to the final examination. – **20%**

g) Method of assessment of examination conducted during the course of study to be clearly stated.

**Theory 4 internal assessment exams**

**Clinical 2 internal assessment exams**

h) How has it influenced the result at the final examination -

**Theory part of internal assessment forms 10% of the final marks. It helps in improving the overall performance of the candidates.**



Handwritten signature and date: 21/04/15

## II. Practical/clinical

How is the practical examination conducted give details.

**Students were divided into two batches (A & B). One batch was given long case and the other batch was given short case and spotters. Time allotted for long case was 45 minutes and 15 minutes for short case. Out of 4 examiners, 2 Examiners (1 internal and 1 external) assessed long cases. Duration of discussion for long cases was 15 minutes. 2 examiners (1 internal and 1 external) assessed short case and spotters. The duration of discussion for short case and spotter was 10 minutes.**

Does the practical cover the different branches of the subject?

**Yes**

a) Time allotted for section.

**45 minutes for long case**


**15 minutes for short case**

**5 minutes for spotters**

b) Examiners – **50% internal and 50% external.**

Date wise examiners for Clinical examination- General Medicine

Date	Internal/ external	Name	Designation	As examiner (As teacher)
17-12-2015 18-12-2015 19-12-2015	Internal examiner	Dr.Damodharan J M.D.(GM)	Professor&Head Dept of General Medicine, SRMC&RI.	10 years ( 18 years)
		Dr.M.Rajkumar, MD(GM)	Professor,Dept of General Medicine, SRMC&RI.	10 years ( 14 years)
	External examiners	Dr.M.Narayanan, MD(GM)	Professor Dept of General Medicine, Mahatma Medical College & Research Institute, Puducherry	11 years ( 15 years)
		Dr.S.M.Imrose, MD(GM)	Professor Dept of General Medicine, SV Medical College, Thirupathi	4years ( 13 years)
20-12-2015 21-12-2015 22-12-2015	Internal examiner	Dr.Damodharan J, M.D.(GM)	Professor&Head Dept of General Medicine, SRMC&RI.	10 years ( 18 years)
		Dr.Preetam Arthur MD,FRCP(G)	ProfessorDept of General Medicine,SRMC&RI.	15 years ( 22 years)
	External examiners	Dr.Ashok H G MD(GM)	Assistant Professor, JSS Medical College,Mysore	2 years ( 11 years)
		Dr.S.Narayanaswamy MD(GM)	Associate Professor Dept of General Medicine, Arupadai Veedu Medical College,Puducherry	4 years (11 years)

  
21/12/15

26-12-2015 27-12-2015 28-12-2015	Internal examiners	Dr.Damodharan J M.D.(GM)	Professor&Head Dept of General Medicine, SRMC&RI.	10 years ( 18 years)
		Dr.S.R.Ramakrishnan,MD(G M	ProfessorDept of General Medicine,SRMC&RI.	6 years ( 12 years)
	External examiners	Dr.Hariharan , MD(GM)	Professor Dept of General Medicine, Mahatma Medical College & Research Institute, Puducherry	8 years (15 years)
		Dr.Betsy Mathew MD(GM)	Professor, St.John's Medical College, Bangalore	10 years ( 19 years)

Mode & conduct of practical

Is it in batches or otherwise. **Yes, in batches at bedside as per clinical examination schedule provided by the Controller of Examinations.**

c) Are there other centers where the Examination is conducted by the same University? **No**

If so, where?

**Not applicable**

i) Do the same examiners conduct the examination in other centers too?

**Not applicable**

ii) If not what steps are taken to ensure uniformity of standard.

**Not applicable**

d) Date of Examination

**Clinical Examination dates - 17.12.2015 to 22.12.2015 , 26.12.2015 to 28.12.2015**

e) Date and time when the examination was inspected.

**21.12.2015 , 10.00 a.m to 4.00 p.m**

f) Are the invigilation arrangements satisfactory?

**Yes - 1 Registrar , 2 skilled assistants were posted.**

**The examination support system which comprised of a senior faculty was appointed by the controller of examination, who ascertained discipline in the clinical examination.**

g) No. of candidates appeared.

**25 candidates**

h) Number & type of questions (a copy of the question paper may be attached)

*[Handwritten Signature]*  
21/12/15

**Objective type (Multiple Choice Questions)-30, Essays-2, Short Questions-8 in every paper.**

**Copy of question papers attached**

- i) What is the minimum percentage required for passing. **50%**

Clinical

1. Date of Examination.

**Clinical Examination dates - 17.12.2015 to 22.12.2015 , 26.12.2015 to 28.12.2015**

2. Date & time when the examination was inspected.  
**21.12.2015, 10.00 a.m to 4.00 p.m.**

3. Are the invigilation arrangements satisfactory?

**Yes - 1 Registrar , 2 skilled assistant were posted  
The examination support system which comprised of a senior faculty was appointed by the Controller of Examination, who ascertained discipline in the clinical examination.**

4. No. of candidates appeared. **25**

5. Long cases **One case for each student**

6. Type of cases given (list may be attached):

**Wide variety of cases were kept for examination (List attached)**

7. Time allotted for study of the case: **45 Minutes**


8. Nature of Discussion of case by the candidate

**1. Case Sheet writing, 2.presentation and discussion,3.Eliciting physical signs,4.Laboratory data interpretation,5.Overall assessment and attitude**

9. Time of discussion **15 minutes**

10. Was the discussion fair, searching and sufficient practical?

**Yes. Knowledge, clinical skills and attitude were tested.**

  
21/12/15

**Short Case:**

1. Type of cases given (List may be attached).

**List attached**

2. How many cases were given to each candidate?

**One short case and one spotter**

3. How long did examination in short cases last for each Candidate?

**10 minutes**

4. Standard displayed by the candidates in general in the clinical part of the examination.

**Satisfactory**

5. How was the assessment done?

**4 examiners examined the candidate. Two examiners (one internal and one external) assessed the long case and two examiners (one internal and one external) assessed short case and spotters.**

6. Was it done jointly by more than one Examiner?

**Yes**

7. How many marks are allotted for clinical examination?

**100**

8. What is the minimum percentage for passing the clinical part?

**50%**

9. Are marks obtained in any other part of the examination added on to that obtained in the clinical examination?

**No**

10. Are marks given for clinical works done in the wards added on to the marks obtained in the clinical examination?

**No. The clinical internal assessment marks are added to the final aggregate.**

11. If so, to what extent?

**Not applicable,**

12. How has it influenced the result at the final examination?

**Clinical internal assessment forms 10% of the final marks. It has helped the students to improve their overall performance.**

(Method of assessment of clinical work in the wards may be clearly stated).

**Clinical work is assessed by clinical internal assessment examination conducted at the end of every clinical posting.**

*R. S. Naidu*  
21/12/15

## Viva Voce:

1. What did it consist of  
(Give extent of coverage of subject)  
**All systems are covered with focus on imaging , charts, instruments and therapeutics.**

2. How was it conducted?  
**Conducted by 4 examiners with four stations, one station each.**

3. What was the standard?  
**Satisfactory**

4. What was the nature of assessment?  
**Objective.**

5. Was it done jointly by more than one examiner?

**Yes. The Viva-Voce was conducted by all the four examiners  
(Each of the 4 stations was covered by one examiner).**

6. How are the marks obtained in different parts of the examination grouped?

**Marks given by individual examiners were added and final marks were awarded  
(5x4=20 marks)**

7. What is the minimum for passing in each and in the grand total?

**No minimum pass marks for viva voce. The viva marks are added to the theory marks. The minimum pass marks for clinical examination is 50%.The minimum for passing is 50% of the aggregate.**

8. Results for the last three years.

9. No. of students appeared?

- 10.No. of students passed?

} **Refer Table Below**

**Subject Name : GENERAL MEDICINE (PAPER I & II)**

S.No.	MONTH & YEAR	No. APPEARED	No. PASSED	PERCENTAGE OF PASS
1.	DECEMBER 2014	115	98	85.21
2.	DECEMBER 2013	117	84	71.79
3.	DECEMBER 2012	123	110	89.43

11. Other remarks if any.

Conclusions :

11. Other remarks if any.

**Was the examination conducted satisfactorily?**

The whole process of conduct of examination in the subject of General Medicine was good with wide variety of cases, appropriate evaluation by fully qualified and experienced examiners as per latest MCI guidelines.

**Was the standard sufficient for the M.B.B.S. examination as required by Regulations of the Medical Council of India?**

**YES**

The present assessment was carried out for the purpose of considering recognition for 250 UG MBBS seats . The whole process of clinical/practical examination and viva-voce was planned for a total of nine days (3 sets of 3 days each) with 4 examiners for each set (2 internals and 2 externals).

Date :

28.12.15

Place :

Chennai



Signature

(Inspectors/Visitors)



**MEDICAL COUNCIL OF INDIA**

STANDARD INSPECTION FORM FORM - C

On the

Final M.B.B.S. Examination of **Sri Ramachandra Medical College & Research Institute, Sri Ramachandra University**

In the subject of **General Surgery**

held at

**Sri Ramachandra Medical College & Research Institute,**

Place: **Porur, Chennai -116**

*[Handwritten Signature]*  
21.12.18



1. Date of Inspection : 21.12.2015
2. Names of Inspectors : 1.Dr.Sanjiv Nanda  
2.Dr.Saibal Kumar Mukherjee
3. Date of last Inspection/Visitation : 27.10.14 & 28.10.14
4. Name of last inspectors/Visitors : 1.Dr.Sanjay Bijwe  
2.Dr.Bhadresh Vyas  
3.Dr.Narayan Sinha  
4.Dr.S.Chatterjee

Defects pointed out in the last inspection/visitation if any	Remarks by the University
NIL	NIL



21.12.15

- A. Scheme of Examination
- |    |                 |                 |
|----|-----------------|-----------------|
| 1. | Theory          | Marks allotted  |
|    | <b>Paper I</b>  | <b>60 Marks</b> |
|    | <b>Paper II</b> | <b>60 Marks</b> |
- (Theory papers are set for 100 marks and subsequently truncated for 60 marks)**
- |    |          |                  |
|----|----------|------------------|
| 2. | Clinical | <b>100 Marks</b> |
| 3. | Oral     | <b>20 Marks</b>  |
- Internal Assessment – 60 marks (Theory – 30marks, clinical- 30 marks)**  
**Total – 300 marks**  
 Minimum marks for  
 Passing the Exam. – **50%**  
**(Theory & Oral- 50% ,clinical - 50%, Aggregate – 50%)**

B. Theory

- |                         |   |  |
|-------------------------|---|--|
| 1. Theory paper         | Subject   | Time for the paper (1 copy of each of the papers may be attached). – <b>Attached</b> |
| No. 1 <b>Paper -I</b>   | <b>General Surgery</b>  | <b>3 Hours</b>   |
|                         | <b>(Including Orthopaedics)</b>                                   |  |
| No. 2 <b>Paper – II</b> | <b>General Surgery</b>  | <b>3 Hours</b>   |
|                         | <b>(Including Anaesthesiology, Dental Diseases and Radiology)</b> |  |
2. Dates on which conducted :
- |            |            |  |
|------------|------------|--|
| 11.12.2015 | Paper - I  | General Surgery (Including Orthopaedics)                                   |
| 12.12.2015 | Paper - II | General Surgery (Including Anaesthesiology, Dental Diseases and Radiology) |
3. Where conducted : **Sri Ramachandra Medical College & Research Institute, Porur, Chennai -116**
4. Invigilation arrangements : **Invigilation is supervised overall by chief Superintendent. One invigilator is allotted for every twenty students (list enclosed)**
5. No. of candidates appeared : **General Surgery – I – 231 Candidates**  
**General Surgery – II – 231 Candidates**

  
 21.12.15

## 6. Papers setters

Name & qualification	Designation	Experience as Examiner
<b>Dr. Shivananda Prabhu, M.S General Surgery</b>	<b>Professor of Surgery, Kasturba Medical College, Mangalore – 575 001</b>	<b>10 years ( 17 years Teaching experience</b>
<b>Dr. Usha Durairajan, M.S General Surgery</b>	<b>Professor of Surgery, Kilpauk Medical College, Chennai – 600 010</b>	<b>4 years (22 years Teaching experience)</b>
<b>Dr. Ambikavathy.M M.S General Surgery</b>	<b>Associate professor, Dept of Surgery, Vydehi Institute of Medical Sciences, Whitefield, Bangalore - 66</b>	<b>3 years (7 years 8 months Teaching experience)</b>

*(Signature)*  
21.12.15

Remarks by the Inspectors/Visitors regarding

- a) Nature of the questions. **Objective type (Multiple Choice Questions) - 30, Essay-2,**

**Short Essay-8 in every paper.**

- b) Do they cover the whole field of prescribed curriculum **Yes**

- c) What is the standard displayed in the answers. **Satisfactory**

- d) What is the nature of assessment.

**Formative Assessment [Internal Assessment] Theory -30 marks, Clinical – 30 marks**

**Summative Assessment Theory – 120 marks, Oral – 20 marks, Clinical – 100 marks , Total – 300 marks.**

**Theory – Central Evaluation by all five examiners (Internal – 3 [including one from Orthopedics], External - 2). Central Evaluation of Theory Papers is done at the office of the Controller of Examinations. All the examiners (internal & external) evaluate the theory papers centrally. The examiners get equal number of answer scripts for evaluation. Paper I & II have section A & B separately. The examiners get a mixed set of papers from A & B sections.**

**Clinical & oral examination by all five examiners (Internal – 3, External - 2)**

**Central Evaluation of Theory Papers is done at the office of the Controller of Examinations.**

**The answer scripts are bar-coded. Optical mark reader sheet is provided. The answer scripts are divided among all the four examiners conducting the clinical examination and valued by them. Optical mark reader is used for reading the marks.**


**Multiple choice questions are read by optical mark reader.**

- e) What is the minimum percentage necessary for passing the theory examination - **50%**

- f) What percentage of marks obtained at periodical examinations conducted during the course is carried forwarded to the final examination. – **20%**

- g) Method of assessment of examination conducted During the course of study to be clearly stated.

**Theory 4 internal assessment exams  
Clinical 2 internal assessment exams**



Handwritten signature and date: 21.12.15

h) How has it influenced the result at the final examination -

**Theory part of internal assessment forms 10% of the final marks. Influence is positive.**

## II. Practical/clinical

How is the practical examination conducted give details.

### Conduct of clinical examination

Clinical examination consists of two parts

#### Part I:

One long Case – 45 minutes for taking the history and examining the patient by the candidate.

Duration of questioning – 15 minutes, by two examiners

Marks distribution –

Case sheet writing – 10 marks

Presentation and discussion – 10 marks

Eliciting physical signs – 10 marks

Laboratory data interpretation – 10 marks

Overall assessment and attitude – 10 marks

Total - 50 marks

#### Part – II:

Two short cases in general surgery – 15 minutes each (15x2=30 minutes) examined by two examiners

(one internal and one external), one short case from orthopaedics examined by one internal examiner.

Marks allotted – 20x2 = 40

-10x1=10

Total = 50 marks

Duration of questioning – 5x3 = 15 minutes

Total marks for clinical examination – 100 marks

Does the practical cover the different branches of the subject?

Yes. Would have been more complete with one or two inclusions of congenital anomalies and some pediatric surgical cases.

a) Time allotted for section.

**1 long case including writing case sheets - 45 minutes**

**2 short cases 15 minutes each, 1 ortho short case 15 minutes**



Handwritten signature and date: 21.12.15

**Details attached:**

Date	Internal/ external	Name	Designation	As examiner ( As teacher)
17-12-2015 18-12-2015 19-12-2015	Internal examiner	DR. BALAJI SINGH	Professor & Head Dept of General Surgery, SRMC&RI	12 years ( 22 years)
		DR. RAVI	Professor Dept of General Surgery, SRMC&RI	25 years ( 29 years)
		DR. DORAIKUMAR	Professor Dept of Orthopaedics, SRMC&RI	8 years ( 17 years)
	External examiners	DR. RAMANI	Associate Professor Dept of General Surgery, Andhra Medical College, Vishakapatnam, Andhra Pradesh	4 years ( 14 years)
		DR. JAGADEESAN	Professor Dept of General Surgery, Karna Medical College, Palakadu, Kerala	23 years ( 30 years)
20-12-2015 21-12-2015 22-12-2015	Internal examiner	DR. BALAJI SINGH	Professor & Head Dept of General Surgery, SRMC&RI	12 years ( 22 years)
		DR. VISWANTH M PAI	Professor Dept of General Surgery, SRMC&RI	21 years
		DR. GOKUL RAJ	Professor Dept of Orthopaedics, SRMC&RI	9 years ( 19 years)
	External examiners	DR. MADHU C P	Professor of Surgery JSS Medical College, Mysore	24 years (29 years)
		DR. SYED NUSRATH FAREES	Professor Dept of General Surgery Deccan Medical College, Hyderabad Telangana	11 years ( 20 years)
26-12-2015 27-12-2015 28-12-2015	Internal examiners	DR. BALAJI SINGH	Professor & Head Dept of General Surgery, SRMC&RI	12 years ( 22 years)
		DR.C.KALIYAPPA,	Professor Dept of General Surgery, SRMC&RI	5 years (20 years)
		DR. MOHAN KUMAR	Professor Dept of Orthopaedics, SRMC&RI	9 years (19 years)
	External examiners	DR.MURALIDHAR,	Professor of Surgery Basaveswara Medical College & Hospital, Chitradurga, Karnataka	23 years (29 years)
		DR.AMBIKAVATHY	Assoc Professor Dept of General Surgery, Vydehi Institute of Medical Sciences, Whitefield ,Bangalore	4 years ( 9 years)

*[Handwritten Signature]*  
21.12.15

Mode & conduct of practical.

Is it in batches or otherwise. **Yes, in batches at bedside as per clinical examination schedule provided by the Controller of Examinations. 26 candidates on 21.12.2015. on an average there is 25 -26 students every day.**

c) Are there other centers where the Examination is conducted by the same University?

**No**

If so, where? **Not applicable**

i) Do the same examiners conduct the examination in other centers too?

**Not applicable**

ii) If not what steps are taken to ensure uniformity of standard.

**Not applicable**

d) Date of Examination

**Clinical Examination dates- 17.12.2015 to 22.12.2015, 26.12.2015 to 28.12.2015**

e) Date and time when the examination was inspected. 21.12.2015, 9.30 AM onwards.

f) Are the invigilation arrangements satisfactory? **Yes**

**1 Registrar and 2 faculty members are posted**

**The examination support system which comprises of a senior faculty is appointed by the controller of examination.**

g) No. of candidates appeared.

**26 candidates**

h) Number & type of questions (a copy of the question paper may be attached)

**Objective type (Multiple Choice Questions) - 30, Essay - 2,  
Short Essay - 8 in every paper. Copy of question papers attached.**

i) What is the minimum percentage of required for passing. **50%**

Clinical

1. Date of Examination.

**Clinical Examination dates - 17.12.2015 to 22.12.2015, 26.12.2015 to 28.12.2015**

2. Date & time when the examination was inspected: **21.12.2015, 9.30 AM onwards.**



Handwritten signature and date: 21.12.15

3. Are the invigilation arrangements satisfactory? **Yes**

**1 Registrar, 2 skilled assistants are posted**

**The examination support system which comprises of a senior faculty is appointed by the controller of examination.**

4. No. of candidates appeared: **26 candidates**

5. Long cases: on the day of assessment, the long cases were – Solitary Thyroid Nodule, Rt Inguinal Hernia, Carcinoma Stomach, Multi Nodular Goiter, Lt Inguinal Hernia, and Carcinoma Breast & Peripheral Vascular Disease.

**One case for each student**

6. Type of cases given (list may be attached)

**List attached.**

7. Time allotted for study of the case.

**1 long case including writing case sheets - 45 minutes**

**2 short cases 15 minutes each + 1 ortho short case 15 minutes**

8. Nature of Discussion of case by the candidate

**Case presentation, bedside demonstration, interpretation followed by discussion by the candidate.**


9. Time of discussion

**15 minutes for one student for long case.**

**5 minutes for one student for each short case.**

10. Was the discussion fair, searching and sufficient practical?

**Yes. Knowledge, clinical skills and attitude were tested.**

  
21.12.15



**Short Case**

1. Type of cases given: on the day of assessment, the short cases were – Sebaceous Cyst, Ulcer on the dorsum of right foot, Osteoarthritis Knee Joint, Squamous Cell Carcinoma, Vaginal Hydrocele, Non Union of fracture both bone forearm, Synovitis of Knee Joint, Carcinoma Cheek, Giant Cell Tumour of Ulna, Lipoma of ant abdominal wall & one Diabetic Ulcer of foot.

**List attached**

2. How many cases were given to each candidate?

**Two surgery cases +1 orthopaedic case per candidate**

3. How long did examination in short cases last for each Candidate?

**10 minutes each for surgery short cases and 5 minutes for orthopaedics short case.**

4. Standard displayed by the candidates in general in the clinical part of the examination.

**Satisfactory**

5. How was the assessment done?

**5 examiners examined the candidate. 2 examiners for long case(one internal and one external), 2 examiners for short case (one internal and one external) and 1 examiner for orthopaedics.**

6. Was it done jointly by more than one Examiner?

**Yes**

7. How many marks are allotted for clinical examination?

**100**

8. What is the minimum percentage for passing the clinical part?

**50%**

9. Are marks obtained in any other part of the examination added on to that obtained in the clinical examination?

**No**

10. Are marks given for clinical works done in the wards added on to the marks obtained in the clinical examination?

**No. The clinical internal assessment marks are added to the theory portion of the final aggregate.**

11. If so, to what extent?


**Not applicable,**

12. How has it influenced the result at the final examination?

**Internal Assessment includes clinical part also (10% of the final marks). It has helped the students to improve their overall performance.**

(Method of assessment of clinical work in the wards may be clearly stated).

**Clinical work is assessed by clinical internal assessment examination conducted at the end of every clinical posting.**



Handwritten signature and date: 21-12-15

## Viva Voce

1. What did it consist of

(Give extent of coverage of subject)

**Each student attends 4 tables (one examiner at each table). Stations were - X Ray and Imaging, Specimens, Instruments & Operative Procedures.**

2. How was it conducted?

**Conducted by 4 examiners with four stations, one station each.**

3. What was the standard?

**Satisfactory**

4. What was the nature of assessment?

**Mostly objective and at times narrative too.**

5. Was it done jointly by more than one examiner?

**Yes. Each of the 4 stations is covered by one examiner.**

6. How are the marks obtained in different parts of the examination grouped?

**Marks given by individual examiners are added and final marks are awarded- 5 marks per station (5x4=20)**

7. What is the minimum for passing in each and in the grand total?

**No minimum pass marks for viva voce. The viva marks are added to the theory marks. The minimum pass marks for clinical examination as well as theory is 50% each. The minimum for passing is 50% of the aggregate.**

8. Results for the last three years. }

9. No. of students appeared? }

- 10.No. of students passed? }

**Refer Table Below**


**Subject Name : GENERAL SURGERY (PAPER I & II)**

S.No.	MONTH & YEAR	No. APPEARED	No. PASSED	PERCENTAGE OF PASS
1.	DECEMBER 2014	114	104	91.22
2.	DECEMBER 2013	117	113	96.58
3.	DECEMBER 2012	123	106	86.17

*Signature*  
21/12/18

## 11. Other remarks if any.

The entire evaluation process for Clinical and Viva is spanned over a period of nine days. The College authority has employed three sets of external examiners for this entire period (three days a set). The second internal also changes along with the external. HOD of the discipline is the only constant examiner throughout the examination process.



*[Handwritten Signature]*  
21.12.18

Conclusions :

Was the examination conducted satisfactorily? **Yes**

Was the standard sufficient for the M.B.B.S. examination as required by Regulations of the Medical Council of India? **Yes**

Date : 21.12.15

Place : Chennai

A handwritten signature in black ink, appearing to be 'M. S. S.', written in a cursive style.

Signature  
(Inspectors/Visitors)



**MEDICAL COUNCIL OF INDIA**  
**STANDARD INSPECTION FORM FORM – C**

On the

Final M.B.B.S. Examination of **Sri Ramachandra Medical College & Research Institute, Sri Ramachandra University**

In the subject of **Obstetrics & Gynaecology**

held at

**Sri Ramachandra Medical College & Research Institute,**

Place: **Porur, Chennai -116**

1. Date of Inspection : 21.12.2015
2. Names of Inspectors : 1.Dr.Sanjiv Nanda  
2.Dr.Saibal Kumar Mukherjee
3. Date of last Inspection/Visitation : 27.10.14 & 28.10.14
4. Name of last inspectors/Visitors : 1. Dr.Sanjay Bijwe  
2. Dr.Bhadresh Vyas  
3. Dr.Narayan Sinha  
4 .Dr.S.Chatterjee

Defects pointed out in the last inspection/visitation if any	Remarks by the University
NIL	NIL



21.12.15

- A. Scheme of Examination
- |    |                 |                 |
|----|-----------------|-----------------|
| 1. | Theory          | Marks allotted  |
|    | <b>Paper I</b>  | <b>40 Marks</b> |
|    | <b>Paper II</b> | <b>40 Marks</b> |
- (Theory papers are set for 100 marks and subsequently truncated for 40 marks)**
- |    |          |                 |
|----|----------|-----------------|
| 2. | Clinical | <b>50 Marks</b> |
| 3. | Oral     | <b>30 Marks</b> |
- (20 marks +10 Marks for delivery case record )**
- Internal Assessment – 40 marks (Theory-20 marks, clinical-20 marks)**
- Total – 200 marks**

Minimum marks for passing the Exam. – **50%**  
**(Theory & Oral – 50%, clinical - 50%, Aggregate – 50%)**

B. Theory

- |                         |   |  |
|-------------------------|---|--|
| 1. Theory paper         | Subject   | Time for the paper (1 copy of each of the papers may be attached). – <b>Attached</b> |
| No. 1 <b>Paper -I</b>   | <b>Obstetrics and Gynaecology Including Social Obstetrics</b>   | <b>3 Hours</b>   |
| No. 2 <b>Paper – II</b> | <b>Obstetrics and Gynaecology Family Welfare and Demography</b> | <b>3 Hours</b>   |
2. Dates on which conducted :
- 14.12.2015 Paper - I Obstetrics and Gynaecology Including Social Obstetrics**  
**15.12.2015 Paper – II Obstetrics and Gynaecology Family Welfare and Demography**
3. Where conducted : **Sri Ramachandra Medical College & Research Institute, Porur, Chennai -116**
4. Invigilation arrangements : **Invigilation is supervised overall by Chief Superintendent. One invigilator is allotted for every twenty students.**
5. No. of candidates appeared : **Obstetrics & Gynaecology – I – 231 Candidates**  
**Obstetrics & Gynaecology – II – 231 Candidates**

*[Handwritten Signature]*  
 21.12.15

## 6. Papers setters

Name & qualification	Designation	Experience as Examiner (Experience as teacher)
<b>Dr. Shanthi Gunasingh</b> <b>M.D, D.G.O</b>	<b>Professor &amp; Head,</b> <b>Dept of Obstetrics &amp;</b> <b>Gynaecology,</b> <b>Kilpauk Medical</b> <b>College,</b> <b>Chennai – 600 010</b>	<b>7 years (22 years teaching</b> <b>experience)</b>
<b>Dr. Shanthini</b> <b>M.D, D.G.O</b>	<b>Professor ,</b> <b>Dept of Obstetrics &amp;</b> <b>Gynaecology,</b> <b>Sri Manakula</b> <b>Vinayagar Medical</b> <b>College &amp; Hospital,</b> <b>Puducherry</b>	<b>6 years (12 years teaching</b> <b>experience)</b>
<b>Dr. Anandhi A M.D,(OG)</b>	<b>Professor ,</b> <b>Dept of Obstetrics &amp;</b> <b>Gynaecology,</b> <b>Govt Stanley Medical</b> <b>College,</b> <b>Chennai – 600 001</b>	<b>7 years (17 years teaching</b> <b>experience)</b>

  
21.12.18



Remarks by the Inspectors/Visitors regarding

a) Nature of the questions. **Objective type (Multiple Choice Questions)-30,Essay-2, Short Essay-8 in every paper.**

b) Do they cover the whole field of prescribed curriculum: **Yes**

c) What is the standard displayed in the answers: **Satisfactory**

d) What is the nature of assessment?

**Formative Assessment – 40 marks [Internal Assessment] Theory -20marks, clinical – 20marks  
Summative Assessment Theory – 80 marks, Oral – 20 marks, Clinical – 50 marks & 10 marks for  
Obstetric Case Record. Total – 200 marks.**

**Theory – Central Evaluation by all four examiners (Internal – 2, External - 2)**

**Clinical & oral examination by all four examiners (Internal – 2, External - 2)**

**Central Evaluation of Theory Papers is done at the office of the Controller of Examinations. The answer scripts are bar-coded. Optical mark reader sheet is provided. The answer scripts are divided among all the four examiners conducting the clinical examination and valued by them. Optical mark reader is used for reading the marks. Multiple choice questions are read by optical mark reader.**

e) What is the minimum percentage necessary for passing the theory examination - **50%**

f) What percentage of marks obtained at periodical examinations conducted during the course is carried forwarded to the final examination. – **20%**

g) Method of assessment of examination conducted During the course of study to be clearly stated.

**Theory 4 internal assessment exams**

**Clinical 2 internal assessment exams**

h) How has it influenced the result at the final examination -

**Theory part of internal assessment forms 10% of the final marks. It has a positive influence on the overall performance.**

## II. Practical/clinical

How is the practical examination conducted give details.

**Two long cases are given. One long case in obstetrics and one long case in gynaecology. Two examiners one internal and one external assess each long case.**


Does the practical cover the different branches of the subject?

**Yes**

a) Time allotted for section.

**30 minutes for obstetrics long case**

**30 minutes for gynaecology long case**

  
21.12.15

## b) Examiners –50% internal and 50% external.

**Details attached:**

Date	Int/ external	Name	Designation	As examiner (As Teacher)
17-12-2015 18-12-2015 19-12-2015	Internal examiner	Dr.Usha Rani,MD(OG)	Professor&Head, Dept of OBG,SRMC&RI	12years ( 21 years)
		Dr.Jaya Vijayaraghavan MD(OG)	Professor, Dept of OBG,SRMC&RI	21 years ( 26 years)
	External examiners	Dr.Vani	Professor, Dept of OBG, Andhra Medical College, Vishalkapatnam, Andhra Pradesh.	5 years ( 18 years)
		Dr.Nirmala D MD(OG)	Professor, Dept of OBG, Karuna Medical College, Chittur,Palakad,Kerala	10 years ( 23 years)
20-12-2015 21-12-2015 22-12-2015	Internal examiner	Dr.Usha Rani,MD(OG)	Professor&Head, Dept of OBG,SRMC&RI	12years ( 21 years)
		Dr.Pushpalatha MD(OG)	Professor, Dept of OBG,SRMC&RI	20 years ( 32 years)
	External examiners	Dr.Mini C.H MD(OG)	Addl. Professor, Dept of OBG, Govt Medical College, Calicut,Kerala	15 years ( 24 years)
		Dr.Lakshminarayan.k MD(OG)	Professor, Dept of OBG, NRI Medical College,Vijayawada, Andhra Pradesh	10years (17 years)
26-12-2015 27-12-2015 28-12-2015	Internal examiners	Dr.Usha Rani,MD(OG)	Professor&Head, Dept of OBG,SRMC&RI	12years ( 21 years)
		4.Dr.Usha Vishwanath MD(OG)	Professor, Dept of OBG,SRMC&RI	15 years ( 20 years)
	External examiners	6.Dr.Sabitha Bai T	Professor&Head, Dept og OBG, Basaveswara Medical College, Chitradurga,Karnataka	20 years ( 25 years)
		4.Dr.Nuril Ameen	Professor, Dept of OBG Govt Medical College, Calicut,Kerala	3 years (10 years)

Mode & conduct of practical.

Is it in batches or otherwise. **Yes, in batches at bedside as per clinical examination schedule provided by the Controller of Examinations.**

c) Are there other centers where the Examination is conducted by the same University?

**No**

If so, where? **Not applicable**

  
21.12.15

- i) Do the same examiners conduct the examination in other centers too?

**Not applicable**

- ii) If not what steps are taken to ensure uniformity of standard.

**Not applicable**

- d) Date of Examination

**Clinical Examination dates - 17.12.2015 to 22.12.2015 , 26.12.2015 to 28.12.2015**

- e) Date and time when the examination was inspected: **21.12.2015, 9.30 A.M onwards**

- f) Are the invigilation arrangements satisfactory? **Yes. 1 Registrar,  
2 faculty members are posted**

**The examination support system which comprises of a senior faculty is appointed by the controller of examination, who will ascertain discipline is maintained in the clinical examination.**

- g) No. of candidates appeared. **26 candidates**

- h) Number & type of questions (a copy of the question paper may be attached)

**Objective type (Multiple Choice Questions) - 30, Essay-2,  
Short Essay-8 in every paper. Copy of question papers attached.**

- i) What is the minimum percentage of required for passing: **50%**

Clinical

1. Date of Examination.

**Clinical Examination dates - 17.12.2015 to 22.12.2015, 26.12.2015 to 28.12.2015**

2. Date & time when the examination was inspected: **21.12.2015, 9.30 A.M onwards**

3. Are the invigilation arrangements satisfactory?


**Yes - 1 Registrar, 2 skilled assistants are posted**

**The examination support system which comprises of a senior faculty is appointed by the controller of examination, who will ascertain discipline is maintained in the clinical examination.**

4. No. of candidates appeared: **26 candidates**

5. Long cases

**One long case in obstetrics & one long case in gynaecology for each student.**

  
21.12.15

6. Type of cases given (list may be attached). On the day of assessment the cases given were – Obg: -Pregnancy with complications, Normal pregnancies and Pregnancies with breech presentation;  
Gyn: - Primary & Secondary Infertilities, Genital Prolapse, Fibroid Uteri of various sizes, Abnormal Uterine Bleedings.

**List attached**

7. Time allotted for study of the case.

**30 Minutes each**

8. Nature of Discussion of case by the candidate

**Case presentation, bedside demonstration, attitude, interpretation followed by discussion by the candidate.**

9. Time of discussion

**10 minutes for each candidate for each case**

10. Was the discussion fair, searching and sufficient practical?

**Yes. Knowledge, clinical skills and attitude were tested.**

  
21.12.15

Short Cases

**Not Applicable for OG. Only long cases are given.**

1. Type of cases given (List may be attached). **NA**
2. How many cases were given to each candidate? **NA**
3. How long did examination in short cases last for each Candidate? **NA**
4. Standard displayed by the candidates in general in the clinical part of the examination. **NA**
5. How was the assessment done?

**4 examiners examined the candidate. 2 for obstetrics long case (1 internal and 1 external) two for gynaecology long case (1 internal and 1 external)**

6. Was it done jointly by more than one Examiner?

**Yes**

7. How many marks are allotted for clinical examination?

**50**

8. What is the minimum percentage for passing the clinical part?

**50%**

9. Are marks obtained in any other part of the examination added on to that obtained in the clinical examination?

**No**

10. Are marks given for clinical works done in the wards added on to the marks obtained in the clinical examination? **No. The clinical internal assessment marks are added to the final aggregate.**

11. If so, to what extent?

**Not applicable,**

12. How has it influenced the result at the final examination?

**Clinical internal assessment forms 10% of the final marks. It has helped the students to improve their overall performance.**

(Method of assessment of clinical work in the wards may be clearly stated).

**Clinical assessments are done at the end of clinical postings by conducting clinical examination in the wards. First clinical assessment is based on obstetric topic. The second clinical assessment is conducted as per final university exam guidelines.**

*[Handwritten Signature]*  
21.12.15

VIVA-VOCE

1. What did it consist of  
(Give extent of coverage of subject)
  1. **Obstetrics - Dummy pelvis, X Ray & Imaging, Instruments, Specimens - 2.5 marks each ,Total - 10marks**
  2. **Gynaecology - Instruments, X Ray & Imaging , Specimen, Family Welfare - 2.5 marks each, Total - 10 marks**
  3. **Delivery case record - 10 marks**
  - Total - 30 marks**
2. How was it conducted?  
**Conducted by 4 examiners with two examiners for obstetrics and two examiners for gynaecology**
3. What was the standard?  
**Satisfactory**
4. What was the nature of assessment?  
**Objective.**
5. Was it done jointly by more than one examiner?  
**Yes . one station for Obstetrics covered by two examiners(1 external 1 internal)  
one station for gynaecology covered by two examiners(1 external 1 internal)**
6. How are the marks obtained in different parts of the examination grouped?  
**10 Marks for obstetrics , 10 marks for gynaecology for viva and 10 marks for delivery case record. Total - 30 marks. These marks are added to theory marks.**
7. What is the minimum for passing in each and in the grand total?  
**No minimum pass marks for viva voce. The viva marks are added to the theory marks. The minimum pass marks for clinical examination is 50%, for theory it is 50% and the minimum for passing is 50% of the aggregate.**
8. Results for the last three years. }  
9. No. of students appeared? } **Refer Table Below**  
10.No. of students passed? }

Subject Name : **OBSTETRICS AND GYNAECOLOGY (PAPER I & II)**


S.No.	MONTH & YEAR	No. APPEARED	No. PASSED	PERCENTAGE OF PASS
1.	DECEMBER 2014	114	106	92.98
2.	DECEMBER 2013	117	99	84.61
3.	DECEMBER 2012	123	119	96.74

*[Signature]*  
21.12.15

VIVA-VOCE

## 11. Other remarks if any.

The entire evaluation process for Clinical and Viva is spanned over a period of nine days. The College authority has employed three sets of external examiners for this entire period (three days a set). The second internal also changes along with the external. HOD of the discipline is the only constant examiner throughout the examination process.

  
21.12.15

Conclusions :

Was the examination conducted satisfactorily? Yes

Was the standard sufficient for the M.B.B.S. examination as required by Regulations of the Medical Council of India? Yes

Date : 21.12.15

Place : Chennai

A handwritten signature in black ink, appearing to be 'Shankar', written over a horizontal line.

Signature  
(Inspectors/Visitors)





**MEDICAL COUNCIL OF INDIA**

STANDARD INSPECTION FORM FORM -

C

On the

Final M.B.B.S. Examination of  
**Sri Ramachandra Medical College & Research Institute, Sri Ramachandra  
University**


In the subject of

**Paediatrics including Neonatology**

held at


**Sri Ramachandra Medical College & Research Institute,**

Place: **Porur, Chennai -116**

  
21/12/15

1. Date of Inspection : 21.12.2015
2. Names of Inspectors : 1. Dr.Sanjiv Nanda  
2.Dr.Saibal Kumar Mukerjee
3. Date of last Inspection/Visitation : 27.10.14 & 28.10.14
4. Name of last inspectors/Visitors : 1.Dr.Sanjay Bijwe  
2.Dr.Bhadresh Vyas  
3.Dr.Narayan Sinha  
4.Dr.S.Chatterjee

Defects pointed out in the last inspection/visitation if any	Remarks by the University
NIL	NIL

  
11/12/15

**A. Scheme of Examination**                      1.    Theory                      Marks allotted  
**40 Marks**  
**(Theory paper is set for 100 marks and subsequently truncated for 40 marks)**

2.    Clinical                      **30 Marks**

3.    Oral                              **10 Marks**

**Internal assessment - 20 marks**  
**(Theory & Oral -10 marks, Clinical -10 marks)**

**Total -100 marks.**

Minimum marks for Passing the Exam.    - **50%**

**(Theory - 50% ,clinical - 50%, Aggregate - 50%)**

**B. Theory**

1. Theory paper                      Subject                      Time for the paper (1 copy  
of each of the papers may  
be attached). - **Attached**

No. 1 **Paediatrics including neonatology**                      **3 Hours**


No. 2    -NA-

2. Dates on which conducted                      : **10.12.2015 Paediatrics including  
neonatology**

3. Where conducted                      : **Sri Ramachandra Medical College &  
Research Institute, Porur, Chennai -116**

4. Invigilation arrangements                      : **Invigilation is supervised overall by chief  
superintendent. one invigilator is allotted  
for every twenty students.**


5. No. of candidates appeared                      : **231 Candidates**

  
21/12/15

## 6. Papers setters


:

Name & qualification	Designation	Experience as Examiner
<b>Dr.Ravichandran T</b> <b>M.D. Paediatrics,DCH</b>	<b>Professor of Paediatrics,</b> <b>Institute of child health,</b> <b>(Madras Medical</b> <b>College),Egmore,</b> <b>Chennai – 600 008</b>	<b>8 years(14 years teaching</b> <b>experience)</b>
<b>Dr.Narayanan P</b> <b>M.D. Paediatrics</b>	<b>Associate Professor,</b> <b>Dept of Paediatrics,</b> <b>JIPMER,</b> <b>Puducherry .</b>	<b>4 years(12 years teaching</b> <b>experience)</b>
<b>Dr.Savitha M.R</b> <b>M.D. DNB Paediatrics</b>	<b>Associate Professor,</b> <b>Dept of Paediatrics,</b> <b>Mysore Medical</b> <b>College&amp;Research</b> <b>Institute,Irwin Road,</b> <b>Mysore – 570001</b>	<b>9 years(16 years teaching</b> <b>experience)</b>


  
 21/11/15

Remarks by the Inspectors/Visitors regarding

- a) Nature of the questions. **Objective type (Multiple Choice Questions)-30, Essays-2, Short Questions -8.**
- b) Do they cover the whole field of prescribed curriculum **Yes**
- c) What is the standard displayed in the answers. **Satisfactory**
- d) What is the nature of assessment.  
**Formative Assessment [Internal Assessment] Theory -10 marks , clinical – 10 marks**  
**Summative Assessment Theory – 40 marks, Oral – 10 marks , Clinical-30 marks.**  
**Total – 100 marks.**  
**Theory – Central Evaluation by all four examiners(Internal – 2, External - 2)**  
**Clinical & oral examination by all four examiners (Internal – 2, External - 2)**  
**Central Evaluation of Theory Papers is done at the office of the Controller of Examinations.**
- Central Evaluation of Theory Papers is done at the office of the Controller of Examinations. All the examiners (internal & external) evaluate the theory papers centrally. The examiners get equal number of answer scripts for evaluation. [ 46 answer sheets per evaluator). The theory paper has section A & B. The examiners get a mixed set of papers from A & B sections for that given set of examination period in Pediatrics.**
- The answer scripts are barcoded. Optical mark reader sheet is provided. Optical mark reader is used for reading the marks.**
- Multiple choice questions are read by optical mark reader.**
- e) What is the minimum percentage necessary for passing the theory examination - **50%**
- f) What percentage of marks obtained at periodical examinations conducted during the course is carried forward to the final examination. – **20%**
- g) Method of assessment of examination conducted during the course of study to be clearly stated.  
**Theory 2 internal assessment exams and**  
**Clinical 1 internal assessment exam (after 8<sup>th</sup> semester)**
- h) How has it influenced the result at the final examination –



**Theory part of internal assessment forms 10% of the final marks. It helps in improving the overall performance of the candidates.**

II. Practical/clinical

How is the practical examination conducted give details.

**Clinical Examination consists of two parts.**

**Part – I - Two spotters - one paediatrics, one new born**

**Time allotted to students 5+5 minutes . Discussion 5+5 Minutes**

**Part – II -**

**1 Long Case – Time allotted to students is 40 minutes Discussion time - 15 minutes**

Does the practical cover the different branches of the subject?

**Yes**

a) Time allotted for section.

**1 long case – 40 minutes**

**2 Spotters – 5 minutes for each spotter**

b) Examiners –**50% internal and 50% external.**

**Date wise examiners for Clinical examination- Paediatrics**

Date	Int/ external	Name	Designation	Experience As examiner (As teacher)
17-12-2015 18-12-2015 19-12-2015	Internal examiner	Dr.P.Ramachandran,MD,DNB	Professor&Head Dept of Paediatrics,SRMC&RI	20 years (33 years)
		Dr.S.Shuba,MD,DCH	Professor Dept of Paediatrics,SRMC&RI	14 years ( 22 years)
	External examiners	DR.Purushothaman MD,DNB	Professor Dept of Paediatrics, Govt Medical College, Thrissur,Kerala	23 years (28 years)
		Dr.Balagopal,MD,DCH	Assoc.Professor Dept of Paediatrics, Sri Manakula Vinayagar Medical College, Puducherry	5 years ( 9 years)
20-12-2015 21-12-2015 22-12-2015	Internal examiner	Dr.P.Ramachandran,MD,DNB	Professor&Head Dept of Paediatrics,SRMC&RI	20 years ( 33 years)
		Dr.L.N.Padmasani, MD	Professor Dept of Paediatrics,SRMC&RI	15 years ( 21 years)
	External examiners	Dr.Rajamohanam,MD(Paed)	Professor&HOD, Dept of Paediatrics, Dr.SMCSIMedical College, Karakonam ,Kerala	15 years ( 25 years)
		Dr.Savitha M R ,MD	Assoc.Professor Dept of Paediatrics, Mysore Medical College& Research Institute,Mysore	8 years ( 17 years)

*[Handwritten signature]*  
2015

26-12-2015	Internal examiners	Dr.P.Ramachandran,MD,DNB	Professor&Head Dept of Paediatrics,SRMC&RI	20 years ( 33 years)
27-12-2015		Dr.Julius Xavier Scott,MD,DNB,DCH	Professor Dept of Paediatrics,SRMC&RI	6 years ( 18 years)
28-12-2015	External examiners	Dr.Arumugam A MD (Paed)	Professor&HOD, Dept of Paediatrics, Sri Padmavathi Medical College,Tirupati	16 years ( 32 years)
		Dr.Gopal MD(Paed)	Professor&HOD, Dept of Paediatrics, MVJ Medical College,Hoskot,Bangalore	24 years (30 years)

### Mode & conduct of practical

Is it in batches or otherwise. **Yes, in batches at bedside as per clinical examination schedule provided by the Controller of Examinations.**

c) Are there other centers where the Examination is conducted by the same University **No**  
If so, where? **Not applicable**

i) Do the same examiners conduct the examination in other centers too?

**Not applicable**

ii) If not what steps are taken to ensure uniformity of standard.

**Not applicable**

d) Date of Examination

**Clinical Examination dates - 17.12.2015 to 22.12.2015 , 26.12.2015 to 28.12.2015**

e) Date and time when the examination was inspected.  
**21.12.2015, 10.00 a.m to 4.00 p.m**


f) Are the invigilation arrangements satisfactory?

**Yes - 1 Registrar , 2 skilled assistants are posted**

**The examination support system which comprises of a senior faculty is appointed by the controller of examination, who will ascertain discipline is maintained in the clinical examination.**

g) No. of candidates appeared. **26**

h) Number & type of questions (a copy of the question paper may be attached)

  
21/12/15

**Objective type (Multiple Choice Questions) - 30,  
Essay - 2, Short Questions - 8.**

**Copy of question papers are attached.**

- i) What is the minimum percentage of required for passing.  
**50%**

**Clinical**

1. Date of Examination.

**Clinical Examination dates - 17.12.2015 to 22.12.2015 , 26.12.2015 to 28.12.2015**

2. Date & time when the examination was inspected.

**21.12.2015 , 10.00 a.m to 4.00 p.m**

3. Are the invigilation arrangements satisfactory?

**Yes - 1 Registrar , 2 skilled assistants are posted**

**The examination support system which comprised of a senior faculty was appointed by the controller of examination, who ascertained discipline in the clinical examination.**

4. No. of candidates appeared. **26**

5. Long cases **One case for each student**

6. Type of cases given (list may be attached)

**Wide variety of cases were kept for examination (List attached)**

7. Time allotted for study of the case.

**40 Minutes for long case**

8. Nature of Discussion of case by the candidate

**Case presentation, bedside demonstration, interpretation followed by discussion by the candidate.**

9. Time of discussion **15 minutes for long case**

10. Was the discussion fair, searching and sufficient practical?

**Yes. Knowledge, clinical skills and attitude were tested**

**No Short case. 2 Spotters are given:**

**Spotters:**



1. Type of cases given (List may be attached).

**List attached**

2. How many cases were given to each candidate?

**Two Spotters (one general paediatrics and one newborn)**

3. How long did examination in spotter last for each Candidate?

**5 minutes for each spotter**

4. Standard displayed by the candidates in general in the clinical part of the examination.

**Satisfactory**

5. How was the assessment done?

**4 examiners examined the candidate. Long case by 2 examiners (one internal and one external) spotters also by 2 examiners (one internal and one external)**

6. Was it done jointly by more than one Examiner?

**Yes**

7. How many marks are allotted for clinical examination?

**30 marks**

8. What is the minimum percentage for passing the clinical part?

**50%**

9. Are marks obtained in any other part of the examination added on to that obtained in the clinical examination?

**No. The clinical internal assessment marks are added to the final aggregate.**

10. Are marks given for clinical works done in the wards added on to the marks obtained in the clinical examination?

**No**

11. If so, to what extent?

**Not applicable,**

12. How has it influenced the result at the final examination?

**Internal Assessment includes clinical part also (10% of the final marks) .It has helped the students to improve their overall performance.**

(Method of assessment of clinical work in the wards may be clearly stated).

**Clinical work is assessed by clinical internal assessment examination conducted at the end of every clinical posting.**

**Viva Voce:**

1. What did it consist of  
(Give extent of coverage of subject)

**All systems are covered with 1.x rays, 2.nutrition ,3.instruments, 4.Vaccines and drugs.**

2. How was it conducted?  
**conducted by 4 examiners with four stations which include 1.x rays, 2.nutrition , 3.instruments, 4.Vaccines and drugs. One examiner covered one station.**

3. What was the standard?  
**Satisfactory**

4. What was the nature of assessment?  
**Objective.**

5. Was it done jointly by more than one examiner?

**Yes. The Viva-Voce was conducted by all the four examiners (Each of the 4 stations was covered by one examiner).**

6. How are the marks obtained in different parts of the examination grouped?

**Marks given by individual examiners were added and final marks were awarded- 2.5 marks per station, Total - 10 marks**

7. What is the minimum for passing in each and in the grand total?

**No minimum pass marks for viva voce. The viva marks are added to the theory marks. The minimum pass marks for clinical examination is 50%.The minimum for passing is 50% of the aggregate.**

8. Results for the last three years. }

9. No. of students appeared? }

- 10.No. of students passed? }

**Refer Table Below**

Subject Name : PAEDIATRICS INCLUDING NEONATOLOGY

S.No.	MONTH & YEAR	No. APPEARED	No. PASSED	PERCENTAGE OF PASS
1.	DECEMBER 2014	113	104	92.03
2.	DECEMBER 2013	117	93	79.48
3.	DECEMBER 2012	123	110	89.43

11. Other remarks if any.


**Was the examination conducted satisfactorily?**

The whole process of conduct of examination in the subject of pediatrics was good with wide variety of cases, appropriate evaluation by fully qualified and experienced examiners as per latest MCI guidelines.

**Was the standard sufficient for the M.B.B.S. examination as required by Regulations of the Medical Council of India?****YES**

The present assessment was carried out for the purpose of considering recognition for 250 UG MBBS seats . The whole process of clinical/practical and viva-voce was planned for a total of nine days (3 sets of 3 days each) with 4 examiners for each set (2 internals and 2 externals).

Date : 21/11/15  
Place : Porur,  
Chennai.

  
Signature 21/12/15  
(Inspectors/Visitors) Dr. Sanjay - Nande  
Co-ordinator