

Confidential

**MEDICAL COUNCIL OF INDIA**  
**ASSESSMENT FORM FOR RECOGNITION 250**

Part A-I (2018-19)  
 (to be filled by the Institution)

**1.1 Type of Assessment**

U/S 10A- Regular/Compliance: Letter of Permission( ), 1<sup>st</sup> renewal ( ), 2<sup>nd</sup> renewal ( ), 3<sup>rd</sup> renewal ( ), 4<sup>th</sup> renewal ( )

U/S 10A- Increase Admission Capacity: Regular/Compliance: Letter of Permission ( ), 1<sup>st</sup> renewal ( ), 2<sup>nd</sup> renewal ( ), 3<sup>rd</sup> renewal ( ), 4<sup>th</sup> renewal ( )

U/S 11: **Recognition: Regular**

U/S 19 Continuation of Recognition: Regular / Compliance

Any Other: \_\_\_\_\_

**Note:**

1. All rows/columns must be filled.
2. 'Not applicable' should be clearly written wherever a required information is not relevant.
3. All pages of the A-I are to be signed by Dean/Principal/Director.

Date:

26-2-2018

Signature with stamp Dean/Principal/Director

Name of the Institution : SARDAR PATEL MEDICAL COLLEGE  
Address : NAGNECHI JI ROAD, BIKANER, RAJASTHAN  
Telephone No. : 0151-2226300 (OFFICE)  
E-mail : principal\_spmc@live.com  
Fax : 0151-2226301  
Website : [medicaleducation.rajasthan.gov.in/bikaner/index.asp](http://medicaleducation.rajasthan.gov.in/bikaner/index.asp)  
Management : Government  
Regn. no. of Society/Trust/Company: : Not applicable  
Consent/Affiliation from University : No.F8( )Acad/RUHS/2012-2013/1134/27-4-2012  
Period of Validity : TILL FINAL COMPLIANCE OF BATCH BY MCI  
No. of seats as per Essentiality Certificate: 250  
(Information not required for renewal/recognition inspection)  
Period of Validity :  
Assessment Date: :  
Last Assessment Date : 10<sup>th</sup> Feb, 2017

Date:

  
Signature with stamp Dean/Principal/Director

1.2

(a) Location: The applicant college is located in **BIKANER** (city/village) of **BIKANER** taluka **BIKANER** district of **RAJASTHAN** state.

(b) The College has following plots of land:

Plot #	Survey #	Place	Area	Remarks if any
ONE	As map enclosed with dimension	Bikaner	425 Acres	

(c) The campus is **UNITARY**

1.3 Building Plan approval from the competent authority: **GOVT. OF RAJASTHAN, 1959** (name of the authority and date of approval).

1.4 Buildings:

College: 456700 sq.mt.

Hospital (including OPD): Men's Hospital : 38564 Sq. mt Women's Hospital : 6140 Sq. mt.

Hostel & Residential complex 73460 sqmt.

Date:

Signature with stamp, Dean/Principal/Director

- 1.5 Building Use/ Occupancy Certificate: approved by \_\_ Executive Engineer City Division PWD Bikaner order no: SPL-1\_\_ dated 11.01.2015\_\_\_\_\_.
- 1.6 Nearest airport: Civil Air Port Nal Bikaner , 15 kms. Traveling time required: \_\_\_ 30 min\_\_\_\_\_
- 1.7 Nearest Railway Station: BIKANER, 2 kms. Traveling time required: \_\_\_\_\_ 10 min\_\_\_\_\_
- 1.7(a) Nearest major city is Jodhpur, 275 kms. Traveling time required: \_\_\_\_\_ 4.5 Hours\_\_\_\_\_
- 1.8 Water Supply: Through Municipal PHED Govt. of Rajasthan. (Information not required for renewal/recognition inspection)
- 1.9 Electric supply: Sanctioned Load 450 KVA. (Information not required for renewal/recognition inspection)
- 1.10 Generators: available/not available, Available load 63 KVA
- 1.11 Drainage & sewage disposal (Information not required for renewal/recognition inspection): Municipal Corporation, Bikaner
- 1.12 Working Hours:
1. OPD Timings: 8am to 2pm (April to September)  
9am to 3pm (October to March)
  2. College Timings: 8am to 2pm (April to September)  
9am to 3pm (October to March)
  3. Library Timings: 8am to 8pm

Date:

Signature with stamp Dean/Principal/Director



## 1.13 Annual Budget: College &amp; Hospital

## College (In Rs. Lacs)

Year	2015-2016		2016-17		2017-2018	
	Plan	Non-Plan	Plan	Non-Plan	Plan	Non-Plan
Salary	667.00	3750.00	1394.00	4200.00	1882.00	4200.00
- Doctors	-	-	-	-	-	-
- Resident Doctors	573.84	1520.00	900.00	1500.00	500.00	1800.00
- Other Staff	-	32.00	-	32.00	90	50.00
Technical Training	-	1.00	-	1.00	-	1.00
Library & Education	-	40.00	-	40.00	-	45.00
Maintenance	-	0.60	-	0.60	-	0.50
Contingencies	8.50	20.00	10.00	20.00	7.00	24.00
Others	6083.42	180.90	6773.84	189.36	6784.10	227.22
Total	7332.76	5544.50	9077.84	5982.96	9263.10	6347.72

## Hospital (In Rs. Lacs)

Year	2015-2016	2016-2017	2017-2018
Salary			
- Doctors			
- Resident Doctors			
- Nursing Staff	3969.00	4191.00	5023.28
- Other Staff			
Technical Training	105.50	87.00	97.00
Drugs	200.00	335.05	495.05
Contingencies	24.55	34.55	36.17
Others	1048.17	1333.22	1498.16

Date:

Signature with stamp Dean/Principal/Director

Total	5322.17	5980.82	7149.66
-------	---------	---------	---------

1.14 Paramedical staff (Nos.): Give details of technicians department wise: Annexure attached I

1.15 Nursing Staff available: Annexure attached II

1.16 Medical Education Unit (MEU): (Information not required for LOP inspection)

Available as per Regulations : Yes

Name of the MEU coordinator : (Prof.)Dr. Sanjay Kocher

Details of affiliated faculty : R.T.C. Ahmedabad

Details of the Orientation programme and Basic Course Workshop undergone by MEU } : Yes  
Coordinator

Name of the MCI Regional Centre where above training has been undertaken : NHL Municipal Medical college Ahmadabad (By MCI)

Date/s of the above workshops : October,2010

Details & Duration of Workshops in Medical Education Technology conducted by MEU : As Per File

Details of faculty who have undergone basic course workshop in *Medical Education Technology* at the allocated MCI Regional Centre : Dr. Jai Shree Murli Manohar, Dr. Rajneesh V. Barar, Dr.Renu Sethia, Dr. Sanjay Kocher, Dr. Sudesh Agarwal, Dr. Sumita Tanwar, Dr. Abhishek Kawatra.

Feedback evaluation of workshops and action taken reports on the basis of feedback obtained (comments in the Annexure III)

Date:

Signature with stamp Dean/Principal/Director

**1.17 Continuing Medical Education :** (Information not required for LOP inspection)

Details of CMEs/ workshop organized by the college held in the past 1 year: (minimum twelve) details given in Annexure-IV

Details of the credit hours awarded for the past one year. 3 credit hours are given to the speaker and 2 credit hours are given to the attendees

**1.18 College Council :** (Information not required for LOP inspection)

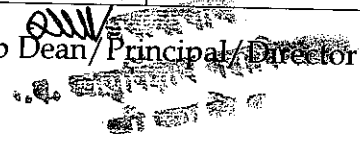
- Name, designation, contact no. and address of the President & Secretary. None
- Composition of the Council Addl. Principals , Superintendents of A.G. Hospitals, All the Head of Departments , Unit Heads, Casualty Medical Officer, Wardens , Financial Adviser, Headed by P&C
- No. of times the College Council meets per year (min 4) : 12
- Action taken report on College Council Meetings (details / comments in annexureV )

**1.19 PG Course:** If the college is running PG course; Please mention the intake of PG seats subject wise :

S. No.	Subjects	Course	Total No. of Seats	Sanctioned Seats			
				Permitted		Recognised	
				When	No. of Seats	When	No. of Seats
1.	General Surgery	Degree	11	2010	1	2002	10
2.	General Medicine	Degree	24		-	2002	10
3.	T.B. & Resp. Med.	Degree	6			2013	04
						2004	1
						2013	1
4.	Skin & V.D.	Degree	4			2014	1
						2011	1
						2014	2
5.	Psychiatry	Degree	3	2013	1	2008	1
						2013	1

Date:

Signature with stamp Dean/Principal/Director



6.	Obst. & Gynaecology	Degree	14			2002	8
						2013	1
7.	Paediatrics	Degree	8			2004	4
						2013	2
						2016	2
8.	Anaesthesia	Degree	8	2015	3	2004	5
9.	Radio-diagnosis	Degree	3			2002	2
						2013	1
10.	Radio-therapy	Degree	9			2003	1
						2013	1
						2014	2
11.	E. N. T.	Degree	5			2004	1
						2013	2
12.	Forensic Medicine	Degree	2			2013	2
13.	Ophthalmology	Degree	6			2002	2
						2013	2
14.	Orthopaedics	Degree	6			2002	2
						2016	1
15.	Pathology	Degree	8	2012	7	2010	1
16.	Immuno Haematology & Blood Transfusion	Degree	2	2013	2	-	-
17.	Microbiology	Degree	2	-	-	2011	2
18.	P.S.M.	Degree	1	-	-	2011	1
19.	Anatomy	Degree	1	-	-	2013	1
20.	Biochemistry	Degree	1	-	-	2013	1
21.	Pharmacology	Degree	1	-	-	2002	1
22.	Physiology	Degree	5	-	-	2010	5
23.	Diploma in Anaesthesia	Diploma	6	-	-	2010	6

Date:

Signature with stamp Dean/Principal/Director



24.	Diploma in Child Health	Diploma	6	-	-	2010	6
<b>Total</b>			<b>142</b>	<b>-</b>	<b>14</b>	<b>-</b>	<b>97</b>
<b>Super - Specialitites Course</b>							
25.	D. M. (Cardiology)	D.M.	2			2012	1
						2014	1
26.	M.Ch. (Urology)	M.Ch.	2			2013	1
						2014	1
<b>Total</b>			<b>4</b>	<b>-</b>	<b>-</b>	<b>-</b>	<b>04</b>

### 1.20 Clinical Material

Item	Daily average (of last 12 months) as provided by institute
O.P.D. attendance (At the end of OPD timing)	6721
Casualty attendance (24 hrs. data)	604
No of admissions	468
No. of discharges	310
Bed occupancy: No of Beds occupied No of beds required Bed occupancy %	94%


Date:

Signature with stamp Dean/Principal/Director

*QW*  
 [Stamp: Dean/Principal/Director]  
 [Date: ]


Item	Daily average (of last 12 months) as provided by institute	
	<b>Operative Work</b>	
No. of major surgical operations	59	
No. of minor surgical operations	162	
No. of normal deliveries	44	
No. of caesarian sections	4	
<b>Radiological Investigations</b>	O.P.D	I.P.D
X-ray	387	210
Ultrasonography	145	110
Barium, IVP etc.	10	8
C.T. Scan	58	30
MRI	37	8
<b>Laboratory Investigations - No of Tests</b>	O.P.D	I.P.D
Biochemistry	2150	1120
Microbiology	109	80

Date:

Signature with stamp  Dean/Principal/Director

Item	Daily average (of last 12 months) as provided by institute	
	Serology	100
Haematology	1195	629
Histopathology	120	80
<u>Cytopathology</u>	20	19
<u>Others</u>		
Any other (HIV/AIDS, DOTs, Malaria etc)	HIV-110 DOTs-395 Malaria -88	

Date:

  
 Signature with stamp Dean/Principal/Director

1.21 College Website

Sr. No.	Details of information	Provided or not (with no & date)
1	Dean, Principal & M.S.	
2	Staff-Teaching & non Teaching*	Yes
3	CME, Conference, academic activity conducted	Yes
4	Awards, achievements received by the faculty.	Yes
5	Affiliated university and its VC & Registrar.	Yes
6	Details of the MCs infrastructure a) Academic Facilities (LT, Demo rooms, Common rooms, Labs, Library, Skill lab, Computer Lab, Auditorium): b) Hospital: c) Residential Facilities: Hostel, Cafeteria, Mess, d) Recreation Facilities: Indoor & Outdoor e) Medical Facilities for Students & Staff	Yes
7	Citizen Charter	Yes, Applicable
8	List of students admitted category wise (UG & PG) in current and previous year.	Yes
9	Results of all examinations in previous year.	Yes
10	Details of members of the Anti Ragging Committee Members with contact details including landline Ph. mobile, email etc.	Yes
11	Toll free number to report ragging.	Yes, 1800-180-6223
12	No. of ragging cases reported to Anti Ragging Committee and Action taken by Anti Ragging Committee.	Nil

Date:

Signature with stamp Dean/Principal/Director

Undertaking - To be given by the Dean/Principal of the Institute

I hereby given an undertaking that :

- (i) The college will admit students only after obtaining the permission from Central Govt.
- (ii) In the event of this declaration turning out to be either incorrect or any part of this declaration subsequently turning out to be incorrect or false, it is understood and accepted that the undersigned shall be responsible for any such misdeclaration or misstatement.
- (iii) In case, the declaration made by me is found to be false in any material point then necessary Civil / Criminal proceedings, including prosecution under Section 199 of the Indian Penal Code, 1860, may be initiated against me by the Competent Authority.
- (iv) The college has obtained all requisite statutory approvals.
- (v) The college has fulfilled all requirements as per the applicable Minimum Standard Requirement for the Medical College Regulations, 1999.
- (vi) The mandatory requirements laid down by the Persons with Disabilities Act are met by the college

Date:

  
Signature with stamp Dean/Principal/Director

g received one duty signed SA-II 160298  
01-03-18  
1

**MEDICAL COUNCIL OF INDIA**  
**ASSESSMENT FORM FOR 250 MBBS ADMISSIONS REPORT**  
(INCREASE IN ADMISSION CAPACITY FROM 150 TO 250)

Principal & Controller  
S. P. Medical College  
& Associated Group of Hospitals  
BIKANER

**Part A-II (2018-19)**  
(to be filled by the Assessors)

**1.1 Type of Assessment**

~~U/S 10A-regular/compliance: Letter of Permission (-), 1<sup>st</sup> renewal (-), 2<sup>nd</sup> renewal (-), 3<sup>rd</sup> renewal (-), 4<sup>th</sup> renewal (-)~~


~~U/S 10A-Increase Admission Capacity: Regular/Compliance: Letter of Permission (-), 1<sup>st</sup> renewal (-), 2<sup>nd</sup> renewal (-), 3<sup>rd</sup> renewal (-), 4<sup>th</sup> renewal (-)~~

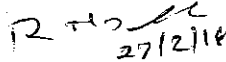
~~U/S 11- Recognition - Regular/Compliance.~~


~~Continuation of Recognition - Regular / Compliance~~


~~Any Other:~~

Name of the Institution	:	Sardar Patel Medical College
Address	:	Nagnechi Ji Road, Bikaner-334001(Rajasthan)
Telephone No.	:	0151-2226300 (office)

  
Dr. Karabi Baral


  
Dr. Rajesh N. Solanki

  
Dr. Venkata Raghava S.

  
Dr. Sarbari Swaika

Signatures of the Assessors


Date:27/02/2018

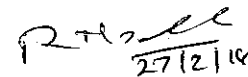
  
Principal & Controller  
S. P. Medical College  
& Associated Group of Hospitals  
BIKANER


E-mail	:	Principal_spmc@live.com		
College Website :		medicaleducation_rajasthan.gov.in/bikaner/index.asp		
Council Letter No. & Date	:	MCI- 37(1)(UG)(RG-44)/2017-Med/		Date: 20.02.2018
Assessment Date:		26 <sup>th</sup> & 27 <sup>th</sup> February 2018	Last Assessment Date :	10 Feb 2017
PG Courses	:	Yes/No		


### Particulars of Assessors

Name of the Assessors	Correspondence Address	Contact No.	Email
Dr. Karabi Baral	Professor of Anatomy Nilratan Sircar Medical College, Kolkata, West Bengal	09432117908	karabibaral@gmail.com
Dr. Rajesh N. Solanki	Professor Deptt. of Tuberculosis & CD, B.J. Medical College, Ahmedabad, Gujarat	09825319344	drsolanki2001@yahoo.co.in, rns04sec@yahoo.co.in
Dr. Venkata Raghava S.	Professor, Deptt. of Forensic Medicine, Bangalore Medical College & Research Institute, Bangalore, Karnataka	09845231132	svrbmcric@gmail.com
Dr. Sarbari Swaika	Associate Professor, Deptt. of Anaesthesiology,	09434021722, 08420405962	dr.s.swaika@gmail.com

  
Dr. Karabi Baral


  
Dr. Rajesh N. Solanki

  
Dr. Venkata Raghava S.

  
Dr. Sarbari Swaika

Signatures of the Assessors

Date: 27/02/2018

  
Principal & Controller  
S. P. Medical College  
Associated Group of Hospitals  
BIKANER

	Institute of Postgraduate Education & Medical Research, Kolkata, West Bengal.		
--	---	--	--

1.2. The College has following

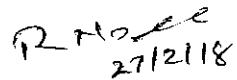
The campus plot is.	Unitary
Building Plan approval from the competent authority.	Name - Govt of Rajasthan No. F.1 (33) (43) MPH/56/Pt. II/Plan Date 30-31 May 1958.
Building Use/ Occupancy Certificate from the competent authority.	Name - PWD, Govt of Rajasthan No. Spl 1 Date 11.1.2015.

1.3 Dean/Principal: Dr. R P Agarwal, M.D., with 27 years of teaching experience – 7 yrs of professor & 11yrs of experience of Asso Prof. He is also holding the post of Professor in the Department of Medicine.


Dean Office is located in the college building along with the administrative block. Adequate space (as per MSR guidelines by MCI) and other required facilities (as given in the table below) are provided/not provided to the administrative staff.

  
27/2/18

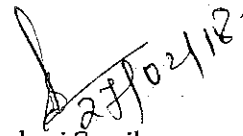
Dr. Karabi Baral

  
27/2/18

Dr. Rajesh N. Solanki

  
27/2/18


Dr. Venkata Raghava S.

  
27/02/18

Dr. Sarbari Swaika

Signatures of the Assessors

Date:27/02/2018

  
Principal & Controller  
S. P. Medical College  
Associated Group of Hospitals  
BILASPUR


Signatures of Dean/Principal

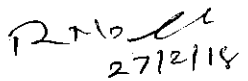



Office Space Requirement	Requirement Space (mts)	Available
Dean/Principal Office	36	Available
Staff Room	54	Available
College Council Room	80	Available

#### 1.4 Medical Education Unit (MEU):

Available as per Regulations	: Yes
Name of the MEU coordinator	: Dr. (Prof.) Sanjay Kochar
Name, Designation & Experience of affiliated faculty	: Dr. Jai Shree Murli Manohar 6 yrs, Dr. Rajneesh V. Barar 3 yrs, Dr. Renu Sethia, 2yr, Dr. Sanjay Kochar 6 yrs, Dr. Sudesh Agarwal, 6 yrs, Dr. Sumita Tanwar 5 yrs, Dr. Abhishek Kawatra 3 yrs.
Name of the MCI Regional ( Nodal) Centre where above training has been undertaken	: Smt. NHL Municipal Medical College, Ahmedabad
Details of the Orientation programme and Basic Course Workshop undergone by MEU (No. of programmes organized during Academic year, No. of People attended, proceedings (to be verified at the time of assessment))	: Basic course workshop conducted by MCI Nodal Centre Smt. NHL Municipal Medical College, Ahmedabad 25 <sup>th</sup> to 27 <sup>th</sup> March, 2015, 10 Faculty Members
Date/s of the above workshops	: Basic course workshop conducted by MCI Nodal Centre Smt. NHL Municipal Medical College, Ahmedabad 25 <sup>th</sup> to 27 <sup>th</sup> March, 2015

  
Dr. Karabi Baral

  
Dr. Rajesh N. Solanki

  
Dr. Venkata Raghava S.

  
Dr. Sarbari Swaika

Signatures of the Assessors

Date: 27/02/2018

  
Signatures of Dean/Principal


Principal & Controller  
S. P. Medical College  
& Associated Group of Hospi  
BIKANER

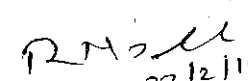
Details & Duration of Workshops in Medical Education Technology conducted by MEU	:	25 <sup>th</sup> to 27 <sup>th</sup> March, 2015
Details of faculty who have undergone basic course workshop in <i>Medical Education Technology</i> at the allocated MCI Regional Centre	:	10 Faculty Members
Details of faculty who have undergone advanced course workshop in <i>Medical Education Technology</i> at the allocated MCI Regional Centre	:	Dr. Abhisek Kawatra, Asstt.Prof. Community Medicine. 1st Advance Course from 29 <sup>th</sup> Sept., to 2nd Oct., 2014 at Nodal Centre Smt.NHL Municipal Medical College, Ahemabad.
Feedback evaluation of workshops and action taken reports on the basis of feedback obtained	:	Not Provided


### 1.5 Continuing Medical Education :


No and Details of CMEs/workshop organized by the college held in the past 1 year	:	12
Details of the credit hours awarded for the past one year	:	Provided

### 1.6 College Council :

 27/2/18  
 Dr. Karabi Baral

 27/2/18  
 Dr. Rajesh N. Solanki

 27/2/18  
 Dr. Venkata Raghava S.

 27/02/18  
 Dr. Sarbari Swaika

Signatures of the Assessors

Date:27/02/2018

Signatures of Dean/Principal

Principal & Controller  
 S. P. Medical College  
 & Associated Group of Hospitals  
 BIKANER

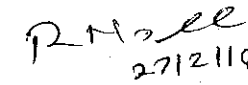
Name, designation, contact no. and address of the President & Secretary.	:	Dr. R.P. Agarwal, Principal & Controller, Contact No. 0151-2226300 M.No.9414142931 Dr. L.A. Gauri Additional Principal Contact no. 0151-2226300 M.No.9829795116 Dr. Ranjan Mathur, Additional Principal Contact No. 0151-2226300 M.No 9414425343
Composition of the Council (HODs as members & Principal / Dean as chairperson)	:	As per Annexure
No. of times the College Council meets per year (min 4)	;	12
Details of college Council meetings where students Welfare was discussed and Action taken report (details / comments in annexure II)	:	As per Annexure


1.7 Pharmacovigilance Committee: Present  
No. of meeting in the previous yrs. 07 (Minutes to be checked)


1.8 Examination Hall:

Requirement	Available
No. - 1/2/3 Area - 250 Sq. mt. Capacity - 250	Available

  
27/2/18  
Dr. Karabi Baral


  
27/2/18  
Dr. Rajesh N. Solanki

  
27/2/18  
Dr. Venkata Raghava S.

  
27/2/18  
Dr. Sarbari Swaika

Signatures of the Assessors

Date:27/02/2018

  
Principal & Controller  
S. P. Medical College  
Associated Group of Hospitals  
BIKANER

1.9 Lecture Theatres:

	Medical college		Hospital		Comments
	Req	Available	Req	Available	
Number	4	4	1	2	
Capacity	300	320 each	300	150 capacity each	
Type (Gallery)	Yes		Yes		
A.V. Aids	Yes		Yes		

1.10 Library

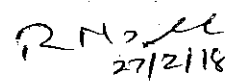
Air-conditioned - Yes


Working Hours:


- a. Stack room: 8 a.m. to 8pm
- b. Reading room : For boys 24hrs & for girls upto 9pm

	Required	Available	Remarks
Area	4000 Sq.m.	4054 Sq.m.	Provided by the institute
Student Reading Room (Inside)	250 Capacity	250	
Student Reading Room	250 Capacity	250	

  
27/2/18  
Dr. Karabi Baral


  
27/2/18  
Dr. Rajesh N. Solanki

  
27/2/18  
Dr. Venkata Raghava S.

  
27/02/18  
Dr. Sarbari Swaika

Signatures of the Assessors

Date:27/02/2018

  
Signatures of Dean/Principal  
Principal & Controller  
S. P. Medical Collec.  
& Associated Group of Hosp  
BIKANER

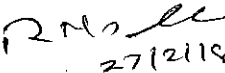
(Outside)			
Staff Reading Room	50 Persons	Available	
Room for Resident/PG reading room		Available	
<b>Particulars</b>	<b>Required Nos.</b>	<b>Available Nos.</b>	<b>Remarks</b>
No. of Books	20000	31290	
Journals (Indian)	67	70	
Journals (Foreign)	33	49	
Internet Nodes	50	40	Shortage of 10 internet nodes

### 1.11 Common Room for Boys & Girls


	Area Required Sq. Mt.	Available Area Sq. Mt.	Toilet - Attached Y/N
Boys	200	available	Yes
Girls	200	Available	Yes

1.12 Central Photography Section: Available Yes  
 Staff Yes  
 Equipments Yes

  
 27/2/18  
 Dr. Karabi Baral


  
 27/2/18  
 Dr. Rajesh N. Solanki

  
 27/2/18  
 Dr. Venkata Raghava S.

  
 27/02/18  
 Dr. Sarbari Swaika

Signatures of the Assessors

Date: 27/02/2018

  
 Principal & Controller  
 S. P. Medical College  
 Associated Group of Hospitals  
 BIKANER

## 1.13 Hostel: Location - Within campus

Hostel Category	Required Capacity	Available Capacity (No Rooms X capacity of each room = Total capacity)	Furnished (Y/N)	Toilet Facility Adequate/ Inadequate	Mess (Y/N)	Hygiene of Hostel campus Y/N	Visitor room, AC Study room with internet & Computer, Recreation room with TV, Music, Indoor Games Y/N	Remarks
UG Students @ (60% Capacity)	750	Boys 177x3=531 160x1=160 Total capacity : 691	Y	Y	Y	Y	Y	
		Girls 54x3=162 41x1=41 1x25=25 4x6=24 30x2=60 7x5=35 Total capacity: 347	Y	Y	Y	Y	Y	
Interns @ 50% Capacity	125	Boys: 100x1=100 Girls: 35x2=70 40x1=40 Total capacity 210	Y	Y	Y	Y	Y	
Resident @ 100% Capacity including PG	128+46=174	80x2=160 51x2=102 Total capacity: 262	Y	Y	Y	Y	Y	

*Dr. Karabi Baral*  
27/2/18

Dr. Karabi Baral

*Dr. Rajesh N. Solanki*  
27/2/18

Dr. Rajesh N. Solanki

*Dr. Venkata Raghava S.*  
27/2/18

Dr. Venkata Raghava S.

*Dr. Sarbari Swaika*  
27/02/18

Dr. Sarbari Swaika

Signatures of the Assessors

Date: 27/02/2018

*Principal & Controller*  
*S. P. Medical College*  
*& Associated Group of Hospitals*  
*BILKAPUR*

Signatures of Dean/Principal


Nurses @ 20% Capacity	110	110	Y	Y	Y	Y	Y	Nurse's hostels are with girls hostel in separate wings.
-----------------------	-----	-----	---	---	---	---	---	--

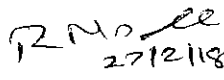
**Residential Quarters:**

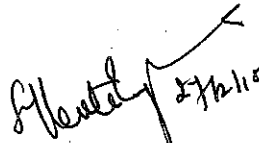
Category	Required Nos.	Available Nos.	Remarks
Teaching Staff @ 20% Capacity	38	58	
Non-Teaching Staff @ 20% Capacity	38	40	


**1:14 Recreational Facilities:**

Outdoor games	Yes
Play field/s	Yes
Type of games	Football, Volley Ball, Basket Ball, Lawn Tennis Cricket, Athletics Swimming etc
Indoor games facilities	Yes, Table Tennis, Badminton, Chess
Gymnasium	Available.

  
27/2/18  
Dr. Karabi Baral


  
27/2/18  
Dr. Rajesh N. Solanki

  
27/2/18  
Dr. Venkata Raghava S.

  
27/02/18  
Dr. Sarbari Swaika

Signatures of the Assessors

Date:27/02/2018

  
Principal & Controller  
S. P. Medical College  
& Associated Institutions  
B.

## 1.15 Gender Harassment Committee -: Yes

TEACHING HOSPITAL

2.1 Name of the Hospital: P B M Hosital, Bikaner, Rajasthan


Owned by: Government/Trust/Society/Company

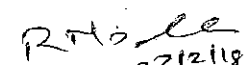
2.2 Name of the Medical Superintendent: Dr .P.K. Berwal MBBS, MD (Pediatrics ), with 01 Year of administrative experience.

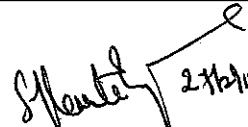
	Space Requirement	Availability
Medical Supdt's Office	36 sq. mt.	Available
Administrative Office	150 sq. mt	Available


2.3 Teaching and other facilities :

OPD Timings	:	9 to 3PM
Separate Registration areas for male/female	:	Yes


  
27/2/18  
Dr. Karabi Baral



  
27/2/18  
Dr. Rajesh N. Solanki


  
27/2/18  
Dr. Venkata Raghava S.


  
27/2/18  
Dr. Sarbari Swaika

Signatures of the Assessors

Date:27/02/2018


  
Signatures of Dean/Principal

Principal & Controller  
S. P. Medical College  
& Associated Group of Hospitals  
BIKANER

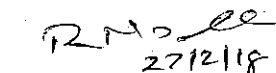


patients available		
Separate Registration counters for OPD/IPD	:	Available
Are the Registration counters computerized	:	Partly computerized
Staff for registration center	:	Adequate
Waiting areas for above patients available	:	Yes
No. of rooms for examination of patients available	:	Yes
Capacity of teaching area in each department	:	Yes
Enquiry Desk	:	Yes


#### 2.4 Facilities available in OPD

-Medicine Injection room - Male - Female	Yes Yes	E.C.G. Room	Yes
Surgery Dressing room - - Male	Yes	Minor OT	Yes

  
27/2/18  
Dr. Karabi Baral


  
27/2/18  
Dr. Rajesh N. Solanki

  
27/2/18  
Dr. Venkata Raghava S.

  
27/2/18  
Dr. Sarbari Swaika

Signatures of the Assessors

Date:27/02/2018

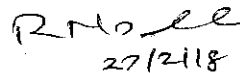
  
Principal & Controller  
S. P. Medical College  
& Associated group of Hospitals  
B. R.

- Female	Yes		
<b>Orthopaedics</b> Plaster room	Yes	Plaster cutting room	Yes
Dressing room - - Male	Yes		
- Female	Yes		
<b>Ophthalmology</b>	Refraction Rooms Dark Rooms Dressing Rooms / Minor Procedure Room		Yes Yes Yes
<b>ENT</b>	Audiometry (AC & Sound proof) Speech Therapy		Yes Yes
<b>Pediatrics</b>	Child Welfare Clinic Immunization Clinic Child Rehabilitation Clinic		Yes Yes Yes
<b>OBS &amp; GYN</b>	Antenatal Clinic Sterility Clinic Family Welfare Clinic Cancer Detection Clinic		Yes Yes Yes Yes

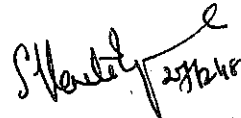
Comments : Nil

  
27/2/18

Dr. Karabi Baral

  
27/2/18

Dr. Rajesh N. Solanki

  
27/2/18


Dr. Venkata Raghava S.

  
27/02/18.

Dr. Sarbari Swaika

Signatures of the Assessors

Date:27/02/2018

  
Signatures of Dean/Principal

Principal & Controller  
S. P. Medical College  
& Associated Group of Hospitals  
BIKANER

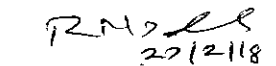
2.5 Total Number Of Teaching Beds (Distance between two beds should be 1.5 m.)


Teaching Hospitals in Campus with Total Beds 1231.

Teaching Hospitals in Outside the Campus NIL

Department	Ward Nos.	Beds Required	Total Beds Available	Facilities Available in Each Ward						Remarks
				Nursing Station Y/N	Exam/Treat Room Y/N	Pantry Y/N	Store Room Y/N	Duty Room Y/N	Demo Room (25 Capacity) Y/N	
Gen. Medicine	14	240	291	Y	Y	Y	Y	Y	Y	
Pediatrics	8	120	140	Y	Y	Y	Y	Y	Y	
TB & Respiratory Medicine	4	60	60	Y	Y	Y	Y	Y	Y	
Psychiatry	4	30	60	Y	Y	Y	Y	Y	Y	
Dermatology	2	30	30	Y	Y	Y	Y	Y	Y	
Gen. Surgery	12	240	240	Y	Y	Y	Y	Y	Y	
Orthopedics	8	150	150	Y	Y	Y	Y	Y	Y	
Ophthalmology	4	60	60	Y	Y	Y	Y	Y	Y	

  
27/2/18  
Dr. Karabi Baral


  
27/2/18  
Dr. Rajesh N. Solanki

  
27/2/18  
Dr. Venkata Raghava S.

  
27/02/18  
Dr. Sarbari Swaika

Signatures of the Assessors

Date: 27/02/2018

  
Principal & Controller  
S. P. Medical College  
& Associated Group of Hospitals  
BIKANER

Department	Ward Nos.	Beds Required	Total Beds Available	Facilities Available in Each Ward						Remarks
				Nursing Station Y/N	Exam/Treat Room Y/N	Pantry Y/N	Store Room Y/N	Duty Room Y/N	Demo Room (25 Capacity) Y/N	
ENT	2	30	30	Y	Y	Y	Y	Y	Y	
OB & GYN	8	150	170	Y	Y	Y	Y	Y	Y	
Total	66	1110	1231	-	-	-	-	-	-	-

2.6 Clinical material (\*Random verification to be done by the Assessor).

Item	On the Day of assessment	Remarks
O.P.D. attendance at 2.00 PM On first day	5316	Provided by the institute
Casualty attendance (24 hrs. data)	382	Provided by the institute & verified
No of admissions	356	Provided by the institute
No. of discharges	334	
Bed occupancy% at 10.00AM on first day	88.19% (979 out of 1110)	

*Dr. Karabi Baral*  
27/2/18  
Dr. Karabi Baral

*Dr. Rajesh N. Solanki*  
27/2/18  
Dr. Rajesh N. Solanki

*Dr. Venkata Raghava S.*  
27/2/18  
Dr. Venkata Raghava S.

*Dr. Sarbari Swaika*  
27/2/18  
Dr. Sarbari Swaika

Signatures of the Assessors


Date:27/02/2018

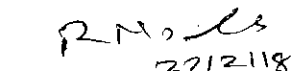
*Dr. Sarbari Swaika*  
Signatures of Dean/Principal


Principal & Controller  
S. P. Medical College  
& Associated Group of Hospitals  
BIRANER


Item	On the Day of assessment		Remarks
<b>Operative Work</b>			
No. of major surgical operations	46		General surgery: 19 OBGY: 11, orthopedics: 10, ENT:6
No. of minor surgical operations	143		
No. of normal deliveries	12		
No. of caesarian sections	07		
<b>Radiological Investigations (No. of patients)</b>	O.P. D	I.P.D	
X-ray	371	233	Provided by the institute
Ultrasonography	107	42	
Barium, IVP etc.	07	04	
C.T. Scan	32	05	
MRI	23	09	

Item	On the Day of assessment		Remarks
	O.P. D	I.P.D	
<b>Laboratory Investigations - No. of Patients/ samples</b>			
Biochemistry	402	238	
Microbiology	286	273	

  
Dr. Karabi Baral


  
Dr. Rajesh N. Solanki

  
Dr. Venkata Raghava S.

  
Dr. Sarbari Swaika

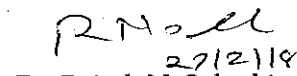
Signatures of the Assessors

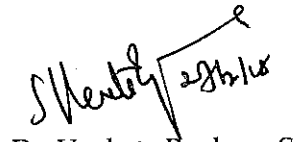
Date:27/02/2018


  
Principal & Controller  
S. P. Medical College  
Associated Group of Hospitals  
BIKANER

Item	On the Day of assessment		Remarks
	O.P. D	I.P.D	
Laboratory Investigations - No. of Patients/samples			
Serology	195	113	
Hematology	452	191	
Clinical pathology	226	209	
Histopathology	27	05	
Cytopathology	05	01	

  
Dr. Karabi Baral


  
Dr. Rajesh N. Solanki

  
Dr. Venkata Raghava S.

  
Dr. Sarbari Swaika

Signatures of the Assessors

Date:27/02/2018

  
Principal & Controller  
S. P. Medical College  
& Associated Group of Hospitals  
BIRANER


**2.7 Medical Record Section:**Manual / Computerized: **Manual** except birth & death registration

ICD X classification of diseases followed for indexing: yes

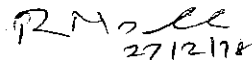
**2.8 Central casualty services:**No of Beds: **Required 30 Available 30**

- Number of doctors posted / Shift : 4 per shift CMO – Required – Available 3 per shift
- Number of nurses posted / Shift: 6 per shift
- Separate casualty for OBGY cases: Available, if yes No. of beds 10 beds available

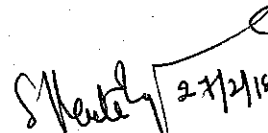
Equipment	Availability Y/N	Number
Central Oxygen & suction facility	Y	With all beds
Pulse oximeter	Y	With all beds
Ambu bag	Y	4
Disaster trolley	Y	2
Crash Cart	Y	2
Emergency Drug Tray	Y	4



Dr. Karabi Baral



Dr. Rajesh N. Solanki




Dr. Venkata Raghava S.



Dr. Sarbari Swaika

Signatures of the Assessors

Date: 27/02/2018


  
Signatures of Dean/Principal
 

Principal & Controller  
S. P. Medical Centre  
& Associated Group of Hospitals  
BIKANER

Equipment	Availability Y/N	Number
Defibrillator	Y	2
Ventilator	Y	4
X-ray Unit - (Mobile)	Y	1
Minor OT	Y	1

Comments: Nil

## 2.9 Clinical Laboratories

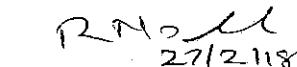
Central Clinical Laboratory: Under control of department of: Pathology


Separate sections for pathology, microbiology, hematology & biochemistry: Available for hematology & routine Urine. .


## 2.10 Operation theatres

Type	Requirement	Available	Remarks
Major	11	20	
Minor	02	03	

  
27/2/18  
Dr. Karabi Baral


  
27/2/18  
Dr. Rajesh N. Solanki

  
27/2/18  
Dr. Venkata Raghava S.

  
27/02/18  
Dr. Sarbari Swaika

Signatures of the Assessors

Date:27/02/2018

  
Signatures of Dean/Principal

Principal & Controller  
S. P. Medical College  
& Associated Group of Hospitals  
BIKANER




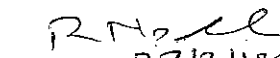
## 2.11 Equipment available in O. T. Block (Specify numbers)


Dept	Theatres Nos.	A/C Y/N	Central Oxy/ Nitrous Oxide Y/N	Anesthesia Machine Y/N	Multipara Monitor with Capnograph Y/N	Defibrillators Y/N	Infusion Pumps Y/N	Remarks
Gen Surgery	<u>5</u>	Y	Y	Y	Y	Y	Y	
ENT	<u>2</u>	Y	N	Y	Y	Y	Y	
Ophthal	<u>2</u>	Y	N	Y	Y	Y	Y	
Ortho	<u>3</u>	Y	Y	Y	Y	Y	Y	
OBS & GYN	<u>5</u>	Y	Y	Y	Y	Y	Y	
Emergency	<u>3</u>	Y	Y	Y	Y	Y	Y	
Septic	<u>3</u>	Y	N	Y	Y	Y	Y	

Pre-Anaesthetic/Pre-operative Beds: patients waiting hall

Post Operative Recovery room beds : 11 beds

  
27/2/18  
Dr. Karabi Baral


  
27/2/18  
Dr. Rajesh N. Solanki

  
Dr. Venkata Raghava S.

  
27/2/18  
Dr. Sarbari Swaika

Signatures of the Assessors

Date:27/02/2018

  
Signatures of Dean/Principal  
Principal & Controller  
S. P. Medical College  
& Associated Group of Hospitals  
BIRANER

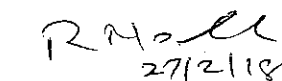
2.12 Intensive Care: Following intensive areas are available -


Type	Beds (Required)	Beds (Available)	Patients on day of assessment	AC Y/N	Central Oxygen/Suction Y/N	Major Equipment (Monitor, Ventilator, ABG, Pulse Oximeter etc.) Y/N	Remarks if any
ICCU	5	15	13	Y	Y	Y	
ICU	5	15	14	Y	Y	Y	
SICU	5	18	13	Y	Y	Y	
NICU/PICU	5	10/08	10/08	Y	Y	Y	


2.13 Labor Room

Rooms	Beds	Remarks
Clean Cases	07	
Septic Cases	02	
Eclampsia	02	

  
27/2/18  
Dr. Karabi Baral


  
27/2/18  
Dr. Rajesh N. Solanki

  
Dr. Venkata Raghava S.

  
28/02/18  
Dr. Sarbari Swaika

Signatures of the Assessors

Date:27/02/2018

  
Signatures of Dean/Principal  
Principal & Controller  
S. P. Medical College  
& Associated Group of Hospital  
BIKANER



**2.15 Blood Bank:**

Available and functional: Yes

Number of units dispensed in a day      Approx 20/day

Number of units stored on day of assessment: 1200 including components

License valid up to: 09.09.2018 (LICENCE NUMBER AND COPY APPENDED AS ANNEXURE)

Blood Separation Facility - Available

**2.16 Pharmacy : . Pharmacist/Staff available: List to be included**

- No. of sub-stores located in different parts of hospital: 5

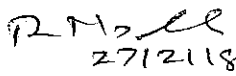
**2.17 Central sterilization Department :**


- Timings 24 hours & Shifts: 03
- Equipment: Horizontal autoclaves 02 / Vertical autoclaves Nil, ETO Sterilizers: Nil .  
Plasma sterilizer 2 in central research unit & in Urology department.
- Separate receiving and distribution points - No

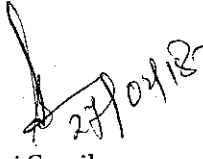
**2.18 Intercom: Available:                      yes/no**

No. of incoming lines 30 + 05 No. of extension lines: 400.

  
27/2/18  
Dr. Karabi Baral


  
27/2/18  
Dr. Rajesh N. Solanki

  
27/2/18  
Dr. Venkata Raghava S.

  
27/02/18  
Dr. Sarbari Swaika

Signatures of the Assessors

Date:27/02/2018

  
Principal & Controller  
S. P. Medical College  
Associated Group of Hospitals  
BIKANER

**2.19 Central laundry/Alternative Arrangements:**

~~In-House~~/Outsourced: Outsourced  
Type of Laundry: Not applicable

**2.20 Kitchen/ Alternative Arrangements**

- ~~In-House/Outsourced~~: In house.
- Food free of charge: Yes                      Number of patients – All patients
- Provision of special diet: Yes
- Services of a nutritionist/ dietician: Available


**2.21 Total no. of Canteens:** For staff 02, for students 02.

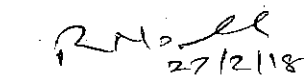
**2.22 Arrangements for Biomedical Waste Management.**


- Outsourced/~~in-house~~ : (if outsourced, append MOU) (If in-house, please specify details of facilities available)


**2.23 Central Research Lab:**

- Available - Yes
- Facilities - Adequate
- Research Projects:
  - Completed No's 01

  
27/2/18  
Dr. Karabi Baral


  
27/2/18  
Dr. Rajesh N. Solanki

  
27/2/18  
Dr. Venkata Raghava S.

  
27/2/18  
Dr. Sarbari Swaika

Signatures of the Assessors

Date:27/02/2018


  
Principal & Controller  
S. P. Medical College  
Associated Group of Hospitals  
BIKANER

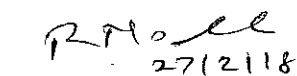
o Ongoing No's 06


2.24 Nursing and Paramedical staff : Annexure attached


Nursing staff:	No of Beds 1170	
	Required Nos.	Available Nos.
Staff Nurses	450	972
Sister Incharge	75	75
ANS	18	28
DNS	8	8
Nursing Suptd	1	1
Total	552	1084

Paramedical And	Required Nos.	Available Nos.
		188

  
27/2/18  
Dr. Karabi Baral


  
27/2/18  
Dr. Rajesh N. Solanki

  
27/2/18  
Dr. Venkata Raghava S.


  
27/02/18  
Dr. Sarbari Swaika

Signatures of the Assessors

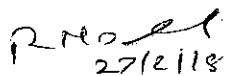
Date:27/02/2018


  
Principal & Controller  
S. P. Medical College  
Associated Group of Hospitals  
BIKANER


Non teaching staff		
--------------------	--	--



  
Dr. Karabi Baral


  
Dr. Rajesh N. Solanki

  
Dr. Venkata Raghava S.

  
Dr. Sarbari Swaika

Signatures of the Assessors

Date: 27/02/2018

  
Principal & Controller  
S. P. Medical College  
& Associated Group of Hospital  
BIKANER

## MEDICAL COLLEGE

### 3.1 College Website:

Sr. No.	Details of information	Yes/No
1.	Details of Dean / Principal and Medical Superintendent Including their name, qualification complete address with telephone and STD code, fax and E-mail etc.	Yes
2.	Teaching staff, Resident doctors ,non-teaching staff , Technical staff , Nursing staff-- (a)department & designation wise with joining date (b) Unit wise faculty & resident list	Not updated
3.	Details of the affiliated university and its Vice-Chancellor and Registrars.	Yes
4.	Citizen Charter	Yes
5.	List of students admitted merit-wise category-wise (UG & PG) for the current and previous year.	Not updated
6.	Result of all the examinations of last one year.	Not updated
7.	Details of members of the Anti Ragging Committee with contact details including landline Phone, mobile, email etc...	Yes
8.	Details of members of the Gender Harassment Committee with contact details including landline Ph. mobile, email etc...	Not updated
9.	Toll free number to report ragging.	Yes
10.	Details of the sanctioned intake capacity of various courses UG as well as PGs by the MCI. (with the scan copies of permission letter)	Yes
11.	Any research publication during the last one year.	Not updated

*Dr. Karabi Baral*  
27/2/18

Dr. Karabi Baral

*Dr. Rajesh N. Solanki*  
27/2/18

Dr. Rajesh N. Solanki

*Dr. Venkata Raghava S.*  
27/2/18

Dr. Venkata Raghava S.

*Dr. Sarbari Swaika*  
27/2/18

Dr. Sarbari Swaika

Signatures of the Assessors

Date:27/02/2018

*Principal & Controller*  
*S. P. Medical College*  
*& Associated Group of Hospitals*  
BIKANER

Signatures of Dean/Principal



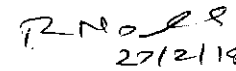
Sr. No.	Details of information	Yes/No
12.	Details of any CME programmes, conferences and/or any academic activities conducted by the institution.	Not updated
13.	Details of any awards and achievements received by the students or faculty.	Yes
14.	Detailed status of recognition of all the courses(with the scan copies of permission letter)	Yes
15.	Details of clinical material in the hospital	Yes
16.	unit /dept .wise beds distribution	Yes

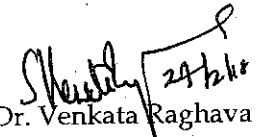
3.1 (a) College timings 10:00 am To 5:00 pm


3.2 Teaching Programme:

Didactic teaching	Yes
Demonstration	Yes
Integrated teaching (Horizontal/Vertical teaching)	Yes
Clinical posting	Yes
Clinical Pathological Conference	Yes
Grand Rounds	Yes
Statistical Meeting	Yes
Seminars	Yes

  
Dr. Karabi Baral

  
Dr. Rajesh N. Solanki

  
Dr. Venkata Raghava S.

  
Dr. Sarbari Swaika

Signatures of the Assessors

Date:27/02/2018

  
Signatures of Dean/Principal

Principal & Controller  
P. Medical College  
Associated Group of Hospitals  
RIKANER.

## Teaching Facilities:

## 3.3 Anatomy

Required	Available	Required	Available
Demonstration Room/s • No 04 • Capacity - 75 to 100 students	4 capacity 75-100	AV Aids:	Available
• Histology practical laboratory - • Number of Lab seats _____ • Number of microscopes 125 • Dissection Microscopes 05	1 150 215 05	Museum: 50 seating capacity • Mounted specimens • Models - Wet 250 & Dry • Bone Sets - Articulated- 10 & Disarticulated- 45 • MRI & CT	50 seating capacity 526 187,352 Wet & Dry
• Dissection Hall 01(500sq.m)	01		06 & 40 6 each available
Number of dissection tables - 30 & 07	30 large & 7 small	Number of cadavers - 25	09
Cold store / cooling chambers -01 Capacity of 01 Bodies	08	Storage tank - 05	03
Embalming room - 01	Available	Band saw 01	02
Lockers - 250	180	Departmental Library- 01 (80-100 Books.)	270

*Dr. Karabi Baral*  
27/02/18  
Dr. Karabi Baral

*Dr. Rajesh N. Solanki*  
27/2/18  
Dr. Rajesh N. Solanki

*Dr. Venkata Raghava S.*  
27/02/18  
Dr. Venkata Raghava S.

*Dr. Sarbari Swaika*  
27/02/18  
Dr. Sarbari Swaika

Signatures of the Assessors

Date:27/02/2018

Principal & Controller  
S. P. Medical College  
Associated Group of Hospitals  
BIKANER

Adequate exhaust, light, water supply and drainage facilities - Available.

### 3.4 Physiology

Required	Available	Required	Available
Demonstration Room/s • No - 04 • Capacity - 60-75	4 Capacity 75-100	AV Aids:	Available in two rooms
Mammalian laboratory 01	01	Haematology laboratory 01	Available
Amphibian Laboratory 01	01	Clinical Physiology Lab. 01	Available
Departmental Library - 80-100 Books	200		

### 3.5 Biochemistry

Required	Available	Required	Available
Demonstration Room/s		AV Aids:	Available in

Dr. Karabi Baral

Dr. Rajesh N. Solanki

Dr. Venkata Raghava S.

Dr. Sarbari Swaika

Signatures of the Assessors

Date: 27/02/2018

Signatures of Dean/Principal

Principal & Controller  
S. P. Medical College  
& Associated Group of Hospitals  
BIKANER


<ul style="list-style-type: none"> <li>No 04</li> <li>Capacity - 60-75</li> </ul>	4 capacity 75-100		two roms
Number of practical laboratory/ies - 01	1	Library / Seminar rooms - 80-100 Books	150
Number of Lab seats -	84		

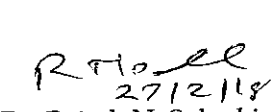
3.6 Pathology

Required	Available	Required	Available
Demonstration Room/s <ul style="list-style-type: none"> <li>No - 04</li> <li>Capacity - 60 to 75 students</li> </ul>	04 100	AV Aids:	Available in two rooms.
Practical labs - <ul style="list-style-type: none"> <li>Morbid Anatomy/Histopath./ Cytology - __01__ Microscopes 150</li> <li>Clinical Pathology/Hematology - __01__ Microscopes_____</li> </ul>	1 1, 150 225 microscopes	Museum: 01 Seating Capacity-80-100 students Specimens: <ul style="list-style-type: none"> <li>Mounted 350</li> <li>Unmounted 200</li> <li>Catalogues</li> </ul>	80capacity  350 60 10
Departmental library - 80-100 Books	250		
Service Lab - 01 Histopathology/Cytopathology/Hematology/ Any specialized work	01		


3.7 Microbiology

Required	Available	Required	Available
----------	-----------	----------	-----------

  
Dr. Karabi Baral


  
Dr. Rajesh N. Solanki

  
Dr. Venkata Raghava S.

  
Dr. Sarbari Swaika

Signatures of the Assessors

Date:27/02/2018

  
Principal & Controller  
S. P. Medical College  
& Associated Group of Hospitals  
BIKANER

Demonstration Room/s • No - 04 • Capacity - 60-75_ students	4	AV Aids:	Available in two rooms
practical laboratory__ Number of Lab seats - _____ Number of microscopes/laboratory - 140,oil-immersion lens:100	1 Microscope 166 & 27 oil immersion microscope	Media preparation facility Autoclaving, Washing and drawing room	Yes
Number of service laboratories - __7__	09	Museum: Specimen, Charts, Models & Catalogue seating capacity- 75	Models -52 Seating Capacity-25 Catalogues-21
Departmental library - 80-100 Books,	176		

## 3.8 Pharmacology

Required	Available	Required	Available
Demonstration Room/s • No - 04 • Capacity - _60-75 students	4 75 each	AV Aids:	Available
Experimental Pharmacology	Available	Museum: 75 seating capacity	50 capacity
Clinical pharmacology / pharmacy	Available	• Specimens	300
		• Charts	80
		• Models	10
		• History of Medicine	58
		• Catalogues 20	20
Departmental Library - 80-100 Books	123		

*Ka*  
27/2/18  
Dr. Karabi Baral

*Rajesh*  
27/2/18  
Dr. Rajesh N. Solanki

*S. Venkatesh*  
27/2/18  
Dr. Venkata Raghava S.

*Sarbari*  
27/2/18  
Dr. Sarbari Swaika

Signatures of the Assessors

Date:27/02/2018

*S.P.*  
Principal & Controller  
S. P. Medical College  
Associated Group of Hospitals  
BIKANER

## 3.9 Forensic Medicine

Required	Available	Required	Available
Demonstration Room/s • No - 04 • Capacity - 60-75 students	4 Capacity 75-100	AV Aids:	Available in two rooms
Forensic Medicine Practical Lab	Available	Museum :	<ul style="list-style-type: none"> <li>• Medico-Legal Specimens_ 200</li> <li>• Charts_____35</li> <li>• Prototype fire arms_____20</li> <li>• Slides_____25</li> <li>• Poisons_____100</li> <li>• Photographs_____200</li> <li>Catalogues_____20</li> </ul>
Autopsy Block. Location - In/Near hospital in a separate structure.	Available in hospital		
Cold storage - Capacity of 10 Bodies	04 bodies		
Departmental library - 80-100 Books	120		

## 3.10 Community Medicine

Required	Available	Required	Available
Demonstration Room/s • No - 04 • Capacity - 60-75 students	4 75-100 each	AV Aids:	Available

*Dr. Karabi Baral*  
27/2/18

Dr. Karabi Baral

*Dr. Rajesh N. Solanki*  
27/2/18

Dr. Rajesh N. Solanki

*Dr. Venkata Raghava S.*  
27/2/18

Dr. Venkata Raghava S.

*Dr. Sarbari Swaika*  
27/2/18

Dr. Sarbari Swaika

Signatures of the Assessors

Date:27/02/2018

*Principal & Contn*  
*S. P. Medical Coll*  
Signatures of Dean/Principal & Associated Group of Ho.  
RIKANEER

Museum: • Charts 75 • Models 100 • Specimens • Catalogues 20	55 20 20	Practical lab - 1	Available
Departmental Library - 80-100 Books	120		

**3.11 Health Centers (Department of Community Medicine)**  
RHTC: Udairamsar, 13 Kms from the college.

Population covered by the RHTC	50,000
It is affiliated to College Yes/No	Yes
No. of Students _____ Visit per batch throughout the year No. of Interns _____ Posted per batch throughout the year	08 interns & 30 students per batch
Separate blocks for accommodating boys in _____ rooms having _____ beds. Girls _____ rooms having _____ beds.(For Interns)	For Boys three rooms with 6 beds & for girls three rooms with 6 beds
Facilities for cooking & dining - Yes/No	No facilities available.

*Dr. Karabi Baral*  
27/2/18

Dr. Karabi Baral

*Dr. Rajesh N. Solanki*  
27/2/18

Dr. Rajesh N. Solanki

*Dr. Venkata Raghava S.*  
27/2/18

Dr. Venkata Raghava S.

*Dr. Sarbari Swaika*  
27/2/18

Dr. Sarbari Swaika

Signatures of the Assessors

Date:27/02/2018

*Principal & Controller*  
S. P. Medical College  
& Associated Group of Hos  
Bikaner

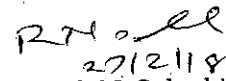
Signatures of Dean/Principal


Daily OPD	140-150 per day
Specialist visits if any	OBGY, Ophthalmology 7 Pediatrics
Cold chain equipment available	Available
Survey/MCH/Immunization/FP registers	Yes
Activities under the National Health Programmes	Family planning, Immunization, NVBDCP, JSY, Pulse polio and DOTs etc.


3.12 Details of U.H.T.C.: Dispensary located in Mukta Prasad Nagar, 8.5 Kms from the college.

Population covered by the UHC	72,812
It is affiliated to College Yes/No	Yes
Daily OPD	200-250
Diagnostics camps	Yes
Survey/MCH/Immunization/FP registers	Immunization, DOTs and ANC care.
Specialist visits if any	Ophthalmology, OBGY & Pediatrics
No. of Students and interns posted in batches of	48-50 students in each batch, Interns 7-8 /batch

  
27/2/18  
Dr. Karabi Baral


  
27/2/18  
Dr. Rajesh N. Solanki

  
27/2/18  
Dr. Venkata Raghava S.

  
27/2/18  
Dr. Sarbari Swaika

Signatures of the Assessors

Date: 27/02/2018

  
Principal & Controller  
S. P. Medical College  
& Associated Group of Hospi  
BIKANER

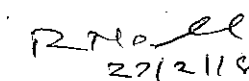


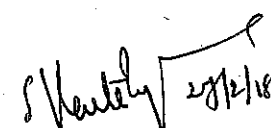
Deficiency if any	Nil


### 3.13 CONDUCT OF III MBBS EXAMINATION *(only for recognition under 11(2))*

- University which conducts Examination: Rajasthan University of Health Sciences
- No. of Candidates appeared in Examination: 210
- The III MBBS examination (Part-II) was conducted satisfactorily: Yes
- Centre for written/practical examination: S.P. Medical College & Associated Groups of PBM Hospitals, Bikaner.
- Was the standard sufficient for MBBS Examination as required by Regulations of the Medical Council of India? Yes

  
27/2/18  
Dr. Karabi Baral


  
27/2/18  
Dr. Rajesh N. Solanki

  
27/2/18  
Dr. Venkata Raghava S.

  
27/02/18  
Dr. Sarbari Swaika

Signatures of the Assessors

Date: 27/02/2018

  
Signatures of Dean/Principal

Principal & Control  
S. P. Medical College  
& Associated Group of Hospitals  
BIKANER

3.14

**Medical College-Staff Strength:**  
**Name of College: Sardar Patel Medical College, Bikaner**  
**Number of students - PG Courses (Yes/No)**  
**Calculation Sheet (Date: 26.02.2018)**

Department	Designation	Requirement as per MSR (UG)	Additional faculty required for running PG courses (if any)	Total (UG + PG)	Accepted	Deficiency
Anatomy	Professor	1		1	1	1 Tutor
	Assoc. Prof.	2		2	2	
	Asstt.Prof.	4		4	4	
	Asstt.Prof.	4		5	4	
	Tutor	5		1	1	
Physiology	Professor	1		2	1	1 Assoc Prof 1 Asst Prof
	Assoc. Prof.	2		4	3	
	Asstt.Prof.	4		5	5	
	Tutor	5		1	2	
Biochemistry	Professor	1		2	1	Nil
	Assoc. Prof.	2		4	4	
	Asstt.Prof.	4		5	5	
	Tutor	5		1	1	
Pharmacology	Professor	1		2	1	1 Assoc Prof 1 Asst Prof 1 Tutor
	Assoc. Prof.	2		3	2	
	Asstt.Prof.	3		4	3	
	Tutor	4		1	4	
Pathology	Professor	1		1	4	Nil
	Assoc. Prof.	4	+1	5	3	

Dr. Karabi Baral

Dr. Rajesh N. Solanki

Dr. Venkata Raghava S.

Dr. Sarbari Swaika


Signatures of the Assessors

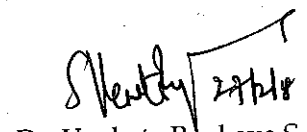
Date: 27/02/2018


Principal & Controller  
 S. P. Medical College  
 & Associated Group of Hospital  
 BIKANER

	Asstt.Prof.	4	+1	5	6	
	Tutor	6	+1	7	8	
Microbiology	Professor	1		1	2	Nil
	Assoc. Prof.	2		2	1	
	Asstt.Prof.	4		4	4	
	Tutor	5		5	8	
Forensic Medicine	Professor	1		1	1	Nil
	Assoc. Prof.	1		1	2	
	Asstt.Prof.	2		2	2	
	Tutor	4		4	4	
Community Medicine	Professor	1		1	2	1 Asst Prof 1 Epidemiologist cum AP 1 Statician cum Tutor
	Assoc. Prof.	2		2	3	
	Asstt.Prof.	5		5	2	
	Epidemio-Logist-Cum-Asstt.Prof.	1		1	0	
	Statistician-Cum-Tutor	1		1	0	
	Tutor	5		5	5	
General Medicine (8PG Units)	Professor	1		1	7	Nil
	Assoc. Prof.	7	+1	8	3	
	Asstt.Prof.	8	+7	15	14	
	Sr. Resident	8		8	8	
	Jr. Resident	16		16	19	
Paediatrics (4 PG Units)	Professor	1		1	4	Nil
	Assoc. Prof.	3	+1	4	1	
	Asstt.Prof.	4	+3	7	8	
	Sr. Resident	4		4	4	
	Jr. Resident	8		8	9	
Tuberculosis &	Professor	1		1	2	1 Asst Prof

  
27/2/18  
Dr. Karabi Baral


  
27/2/18  
Dr. Rajesh N. Solanki

  
27/2/18  
Dr. Venkata Raghava S.


  
27/2/18  
Dr. Sarbari Swaika

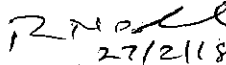
Signatures of the Assessors

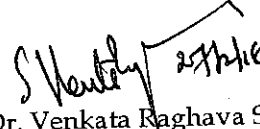
Date:27/02/2018


  
Principal & Associate  
S. P. Medical  
& Associated  
Signatures of Dean/Principal

Respiratory Diseases (2 PG Units)	Assoc. Prof.	1	+1	2	1	2 SR
	Asstt.Prof.	2	+1	3	2	
	Sr. Resident	2		2	0	
	Jr. Resident	4		4	4	
Dermatology, Venereology & Leprosy (1 PG Unit)	Professor	1		1	1	Nil
	Assoc. Prof.	1		1	1	
	Asstt.Prof.	1		1	2	
	Sr. Resident	1		2	3	
	Jr. Resident	2		1	1	
Psychiatry (1 PG Unit)	Professor	1		1	1	Nil
	Assoc. Prof.	1		1	4	
	Asstt.Prof.	1		1	1	
	Sr. Resident	1		2	2	
General Surgery (8 PG Units)	Jr. Resident	2		1	3	Nil
	Professor	1		1	7	
	Assoc. Prof.	7	+1	8	14	
	Asstt.Prof.	8	+7	15	8	
	Sr. Resident	8		8	20	
Orthopaedics (5 PG Units)	Jr. Resident	16		16	3	2 Assoc Prof 6 Asst Prof 5 SR
	Professor	1		1	1	
	Assoc. Prof.	4	+1	5	3	
	Asstt.Prof.	5	+4	9	0	
Oto-Rhino- Laryngology (1 PG Unit)	Sr. Resident	5		5	10	Nil
	Jr. Resident	10		10	10	
	Professor	1		1	2	
	Assoc. Prof.	1		1	0	
	Asstt.Prof.	1		1	1	
	Sr. Resident	1		1	1	

  
27/2/18  
Dr. Karabi Baral


  
27/2/18  
Dr. Rajesh N. Solanki

  
27/2/18  
Dr. Venkata Raghava S.


  
27/02/18  
Dr. Sarbari Swaika

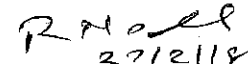
Signatures of the Assessors

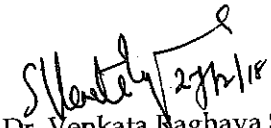
Date:27/02/2018


  
Principal & Controller  
S. P. Medical College  
& Associated Group of Hospital  
BIKANER

	Jr. Resident	2		2	2	Nil
Ophthalmology (2 PG Units)	Professor	1		1	3	
	Assoc. Prof.	1	+1	2	0	
	Asstt.Prof.	2	+1	3	4	
	Sr. Resident	2		2	3	
	Jr. Resident	4		4	4	
Obstetrics & Gynaecology (5 PG Unit)	Professor	1		1	5	Nil
	Assoc. Prof.	4	+1	5	3	
	Asstt.Prof.	5	+4	9	9	
	Sr. Resident	5		5	5	
	Jr. Resident	10		10	10	
Anaesthesiology (PG)	Professor	1		1	5	1 Assoc Prof 1Asst Prof
	Assoc. Prof.	4	+1	5	0	
	Asstt.Prof.	6	+1	7	6	
	Sr. Resident	4	+1	5	5	
	Jr. Resident	7		7	7	
Radio-Diagnosis (PG)	Professor	1		1	1	3 Assoc Prof 4 SR
	Assoc. Prof.	2	+1	3	0	
	Asstt.Prof.	2	+1	3	4	
	Sr. Resident	3	+1	4	0	
Dentistry	Professor	1		1	1	Nil
	Assoc. Prof.	1		1	1	
	Asstt.Prof.	1		1	1	
	JR	3		3	3	

  
27/2/18  
Dr. Karabi Baral


  
27/2/18  
Dr. Rajesh N. Solanki

  
27/2/18  
Dr. Venkata Naghava S.

  
27/02/18  
Dr. Sarbari Swaika

Signatures of the Assessors

Date:27/02/2018

  
Principal & Controller  
S. P. Medical College  
& Associated Group of Hospitals  
BIRANER

**Notes:****For purpose of working out the deficiency:**

(1) The deficiency of teaching faculty and Resident Doctors shall be counted separately.


**(A) For Teaching Faculty:**

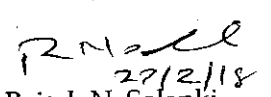
- (a) For calculating the deficiency of faculty, Prof., Assoc Prof., Asst. Prof & Tutor in respective departments shall be counted together.
- (b) Any excess teaching faculty in higher cadre can compensate the deficiency of lower cadre of the same department only.
- (c) Any excess teaching faculty of lower cadre/ category in any department cannot compensate the deficiency of any teaching faculty in the higher cadre/category of the same department or any other department. e.g. excess of Assistant Professor cannot compensate the deficiency of Associate Professor or Professor.
- (d) Excess/Extra teaching faculty of any department cannot compensate the deficiency of any teaching faculty in any other department.


**(B) For Resident Doctors:**


- (a) Excess of SR can be compensated to the deficiency of JR of the same department only.
- (b) Excess SR/JR of any department cannot compensate the deficiency of SR/JR in any other department.
- (c) Any excess of JR cannot compensate the deficiency of SR in same or any other department.
- (d) Any excess/ extra teaching faculty of same or any other department cannot compensate the deficiency of SR/JR. e.g. excess of Assistant Professor cannot compensate the deficiency of SR or JR.

(2) A separate department of Dentistry/Dental faculty is not required where a dental college is available in same campus/city and run by the same management.

  
Dr. Karabi Baral


  
Dr. Rajesh N. Solanki

  
Dr. Venkata Raghava S.

  
Dr. Sarbari Swaika

Signatures of the Assessors

Date:27/02/2018

  
Principal & Co-Principal  
S. P. Medical College  
& Associated Institutions

(3) Colleges running PG program require additional staff, beds & other requirements as per the PG Regulations - 2000.

### 3.15 Details of Faculty/Residents not counted/accepted.

(Only faculty/residents who signed attendance sheet before 11:00 am on the first day of assessment should be verified. (In case of Junior Residents/Senior Residents on night duty, 12:00 noon.) No verification of Declaration forms should be done for the faculty/residents coming after 11:00 am of the first day of assessment)


Sr. No	Name	Designation	Department	Remarks/Reasons for Not Considering
1	Akhila Jarua	Statistician cum Tutor	Community Medicine	Not requisite qualifying degree as per TEQ, she is M.Sc in Economics.
2	Purushottam Chand Sharma	Senior Resident	Orthopedics	Age is 58yrs and joined as SR on 25.02.2018

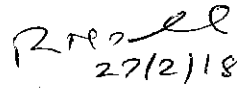
3.16 1) Deficiency of Teaching Faculty: 9.87% (23 out of 233)


2) Deficiency of Resident doctors: 8.46%(11 out of 130)


## Summary of Assessment

1. Sardar Patel Medical College, Bikaner (College Name),

  
27/2/18  
Dr. Karabi Baral

  
27/2/18  
Dr. Rajesh N. Solanki

  
27/2/18  
Dr. Venkata Raghava S.

  
27/02/18  
Dr. Sarbari Swaika

Signatures of the Assessors

Date:27/02/2018

  
Principal & Controller  
Sardar Patel Medical College  
& Associated Group of Hospitals  
BIKANER

is run by Government/ ~~Trust/ Society/ Company~~

2. The college has got LOP from GOI/MCI with intake of 250 seats for last academic year 2017-18.

3. Type of assessment: Recognition

No. of seats: 250seats

4. PG courses : Yes/~~No~~

5. Deficiency of teaching staff if any:


Shortage of teaching faculty is **9.87% (23 out of 233)**

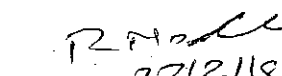
6. Deficiency of resident doctors if any:


Shortage of resident doctors is **8.46%(11 out of 130)**


7. Deficiency of the infrastructure of college and hospital If any: PL mention category wise;

- Shortage of 10 internet nodes in the central library.
- No separate receiving & distributing areas were available in CSSD.
- No IITV Fluoroscopy, 800mA/1000mA, 600mA Radiology machines were available in Radiology department.
- Pre-operative Beds: This is patients waiting hall.

  
27/2/18  
Dr. Karabi Baral


  
27/2/18  
Dr. Rajesh N. Solanki

  
28/2/18  
Dr. Venkata Raghava S.

  
27/02/18  
Dr. Sarbari Swaika

Signatures of the Assessors

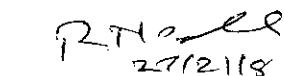
Date:27/02/2018


  
Principal & Controller  
S. P. Medical College  
& Associated Group of Hospitals  
BIKANER





- AV aids was not available in all four demonstration room of pre & Para clinical departments.
  - In College website No2, 5, 6, 8, 11 & 12 were not updated till 27.02.2018
  - MRD is not computerized except Birth& Death Registration
8. Deficiency of clinical material If any: Pl mention category wise;
9. Any other Remarks: Copy of the letter to Vice chancellor RUHS regarding issuing of UG/PG Teacher certificate has been attached.

  
27/2/18  
Dr. Karabi Baral

  
27/2/18  
Dr. Rajesh N. Solanki

  
27/2/18  
Dr. Venkata Raghava S.

  
27/02/18  
Dr. Sarbari Swaika

  
Principal & Controller  
S. P. Medical College  
Associated Group of Hospitals  
BIKANER

Signatures of the Assessors

Date:27/02/2018

MCI-12(c)



158599

15-02-18

# **MEDICAL COUNCIL OF INDIA**

## **STANDARD INSPECTION FORM**

### **FORM - C**

On the

Final M.B.B.S. Examination of Rajasthan University of Health Sciences,  
Jaipur

In the subject of

**MEDICINE**

held at

**Sardar Patel Medical College**

Place **Bikaner**

1. Date of Inspection : 10.02.2018
2. Names of Inspectors : Dr. Nemai Ch. Nath (Coordinator)  
Professor  
Department of General Surgery  
Culcutta National Medical College,  
Kolkata (WB)
- Dr. Jayesh Dutt  
Professor  
Department of General Medicine  
Smt. N.H.L. Municipal Medical College,  
Ahmedabad, Gujarat
3. Date of last Inspection/Visitation : 06.02.16

Name of last inspectors/Visitors

- : 1. Dr. M.K. Parasar  
Professor, Department of Medicine  
NSCB Medical Collage, Jabalpur, MP
2. Dr. P.A. Uike  
Professor, Department of Obst & Gynae  
Indira Gandhi Medical College & Hospital,  
Nagpur, Maharashtra

Defects pointed out in the last inspection/visitation if any	Remarks by the University
Nil	Nil



6. Papers setters

: Rajasthan University of Health &amp; Sciences

Name & qualification	Designation	Experience as Examiner
Details with RUHS (Confidential)	Details with RUHS (Confidential)	Details with RUHS (Confidential)

**Remarks by the Inspectors/Visitors regarding**

- a) Nature of the questions : Long & short type of questions
- b) Do they cover the whole filed of prescribed curriculum : Yes
- c) What is the standard displayed in the answers. : Answer Sheet Not Available
- d) What is the nature of assessment: Answer sheets have been dispatched to RUHS for assessment
- e) What is the minimum percentage necessary for passing the theory examination : 50%
- f) What percentage of marks obtained at periodical examinations conducted during the course is carried forwarded to the final examination : 20%
- g) Method of assessment of examination conducted During the course of study to be clearly stated:  
Periodical assessment is conducted at the end of every posting and Semester and pre university test is being conducted prior to final exams.

h) How has it influenced the result at the final examination

It carries 20% of the total for final examination.

## II. Practical/clinical

How is the practical examination conducted give details.

One Long Case  
Two Short Cases  
Viva voce

Does the practical cover the different branches of the subject?

Yes

a) Time allotted for section.

Long Case : 45 Min  
Short Case : 30 min  
Viva voce : 20 min

b) Examiners

	Names & qualification	Designation	Experience as examiner
<b>Internal</b>	Dr. L.A. Gauri	Sr. Professor & Head	14
	Dr. P.S. Pipliwal	Professor	9
	Dr. Surendra Kumar	Professor	8
<b>External</b>	Dr. Navjot Singh	Professor in Medicine CMC, Ludhiana	11
	Dr. Gian Chand	Professor Medicine Govt. Medical College, Amritsar, Punjab	5
	Dr. Amandeep Singh Kaloti	Professor Medicine PIMS Jalandhar, Punjab	5
	Dr. Harmeet Pal Singh Dhooria	Associate Professor Medicine Dayanand Medical College & Hospital, Ludhiana	10

Mode & conduct of practical.

Is it in batches or otherwise. : Batches

c) Are there other centers where the Examination is conducted by the same University? Yes

If so, where?

SMS Medical College, Jaipur  
S.N. Medical College, Jodhpur  
R.N.T. Medical College, Udaipur  
J.L.N. Medical College, Ajmer.  
Kota Medical College, Kota

i) Do the same examiners conduct the examination in other centers too?

Not Necessary

ii) If not what steps are taken to ensure uniformity of standard.

Exams are taken as per guidelines of RUHS, Jaipur

d) Date of Examination:

Theory Examination : 11<sup>th</sup> & 13<sup>th</sup> January 2018  
Practical Examination : 10<sup>th</sup> to 13<sup>th</sup> February 2018

e) Date and time when the examination was inspected:

: 10<sup>th</sup> February 2018; 10 am onward

f) Are the invigilation arrangements satisfactory? Yes

g) No. of candidates appeared: 210  
60 on 10.02.18

h) Number & type of questions (a copy of the question paper may be attached)  
Enclosed Annexure - 1

i) What is the minimum percentage of required for passing - 50%

**Clinical**

1. Date of Examination. : 10<sup>th</sup> to 13<sup>th</sup> February 2018
2. Date & time when the examination was inspected.  
: 10<sup>th</sup> February 2018 (10 am onward)
3. Are the invigilation arrangements satisfactory?: Yes
4. No. of candidates appeared. : 210  
60 on 10.02.2018
5. Long cases : 32
6. Type of cases given (list may be attached): Enclosed - Annexure 2
7. Time allotted for study of the case.  
Long Case - 45 Min  
Short Cases - 30 Min  
Viva voce - 20 Min
8. Nature of Discussion of case by the candidate:  
History, Clinical Examination, Diagnosis and Management of case discussed
9. Time of discussion  
Long Case - 30 Min  
Short Cases - 15 Min for each Case  
Viva voce - 20 Min
10. Was the discussion fair, searching and sufficient practical? Yes

**Short Cases**

1. Type of cases given (List may be attached)  
: Enclosed - Annexure 3
2. How many cases were given to each candidate? : 2 Cases
3. How long did examination in short cases last for each Candidate?  
: 15 min. for each case



4. Standard displayed by the candidates in general in the clinical part of the examination.

: Satisfactory

5. How was the assessment done? :

It was done by asking points of History, Clinical Examination, Diagnosis and Management of case

6. Was it done jointly by more than one Examiner? No

Single examiner for cases and jointly for viva voce

7. How may marks are allotted for clinical examination?

Long Case - 40 Marks  
Short Cases - 30 Marks  
Viva voce - 20 Marks

8. What is the minimum percentage for passing the clinical part?

: 50%

9. Are marks obtained in any other part of the examination added on to that obtained in the clinical examination? : No

10. Are marks given for clinical works done in the wards added on to the marks obtained in the clinical examination?

: Yes

11. If so, to what extent? : 30 Max. Marks

12. How has it influenced the result at the final examination?

It carries 20% of total final marks.

(Method of assessment of clinical work in the wards may be clearly stated).

**VIVA-VOICE**

1. What did it consist of  
(Give extent of coverage of subject)

X rays, ECG, drugs and instruments

2. How was it conducted?

By interpretation of the given task and discussion

3. What was the standard?

Satisfactory

4. What was the nature of assessment?

Assessment was done by reading x-ray, ECG and asking questions about drugs and instruments.

5. Was it done jointly by more than one examiner? Yes

6. How are the marks obtained in different parts of the examination grouped?

: Theory Paper I (60) + Paper II (60) + Oral 20 + Internal Assessment (30) = Total 170

: Clinical 100 + Internal 30 = Total 130

7. What is the minimum for passing in each and in the grand total?

50%

8. Results for the last three years.

Jan. 2015

Jan. 2016

Jan. 2017

9. No. of students appeared?

	Jan. 2015	Jan. 2016	Jan. 2017
Main Examination	95	133	145
Supplementary Examination	17	35	18

10.No. of students passed?

	Jan. 2015	Jan. 2016	Jan. 2017
Main Examination	83	128	139
Supplementary Examination	8	20	18

11.Other remarks if any.

**Conclusions :**

Was the examination conducted satisfactorily? :

Numbers of students for clinical examinations are 60 on 10.02.18; 60 on 11.02.18; 60 on 12.02.18 and 30 on 13.02.18 (expected). However, there are seven examiners for clinical examination 4 External and 3 Internal.

Was the standard sufficient for the M.B.B.S. examination as required by Regulations of the Medical Council of India?

Taken by single examiner long and short cases.

Observations of the assessors are to be made in assessment report only.

Date: 10.02.2018


Place: S.P. Medical College, Bikaner

*Jyoti  
Dhal*

Name: C. Nam  
10.2.18

Signature  
(Inspectors / Visitors)

*2018*  
प्रधानाचार्य एवं नियंत्रक  
स.प. आयुर्विज्ञान महाविद्यालय  
एवं संबन्धित चिकित्सालय वर्ग  
श्रीकांचन



**MEDICAL COUNCIL OF INDIA**

**STANDARD INSPECTION FORM**

**FORM - C**

On the

Final M.B.B.S. Examination of Rajasthan University of Health Science,  
Jaipur, University.


In the subject of

Paediatrics

held at

Sardar Patel Medical College

Place- Bikaner

  
प्रधानाचार्य एवं नियंत्रक  
स. प. आयुर्विज्ञान महाविद्यालय  
एवं सम्बद्ध चिकित्सालय वर्ग  
बीकानेर

1. Date of Inspection : 10-2-18
2. Names of Inspectors : Dr. Nemai Ch. Nath  
Professor,  
Deptt. of General Surgery,  
Calcutta National Medical College  
Kolkata, West Bengal,  
Mob: 09331083954  
Email: [profnchath@hotmail.com](mailto:profnchath@hotmail.com),  
[nemaic1953@gmail.com](mailto:nemaic1953@gmail.com)
- Dr. Jayesh Dutt,  
Professor  
Deptt. of General Medicine  
Smt. N.H.L. Municipal Medical College,  
Ahmedabad, Gujarat  
Mob: 9426008607  
Email: [jayeshdutt@rediffmail.com](mailto:jayeshdutt@rediffmail.com)
3. Date of last Inspection/Visitation : 06-02-2016
4. Name of last inspectors/Visitors : 1- Dr. M.K.PARASAR  
Professor, Department of Medicine,  
NSCB Medical College, Jabalpur, M.P.
- 2- DR.P.A.UIKE  
Professor, department of obstetrics and gynecology  
Indira Gandhi medical college and hospital,  
Nagpur, Maharashtra

Defects pointed out in the last inspection/visitation if any	Remarks by the University
NIL	



**Remarks by the Inspectors/Visitors regarding**


- a) Nature of the questions. -Long & short questions
- b) Do they cover the whole filed of prescribed curriculum - Yes
- c) What is the standard displayed in the answers. - Theory answers sheets are sent to RUHS, so not assessed
- d) What is the nature of assessment. -
- e) What is the minimum percentage necessary for passing the theory examination: -50%
- f) What percentage of marks obtained at periodical examinations conducted during the course is carried forwarded to the final examination. - Max 10 Marks out of 120 of periodical theory assessments are carried forward (8.3%)
- g) Method of assessment of examination Conducted During the course of study to be clearly stated. - Two theory papers (60 marks each) in 8<sup>th</sup> & 9<sup>th</sup> semesters
- h) How has it influenced the result at the final examination -It contributes max 10 marks out of total 60 marks of theory examinations

**II. Practical/clinical**

How is the practical examination conducted give details.

- Held on 05<sup>th</sup> -08<sup>th</sup> feb 2018.

One long case  
Two short cases (including one newborn)  
Viva voce

  
प्रधानाचार्य एवं नियंत्रक  
म. प. आयुर्विज्ञान महाविद्यालय  
एवं सम्बद्ध चिकित्सालय वर्ग  
हीकानेर



Does the practical cover the different branches of the subject?

-Yes

a) Time allotted for section.

Long case - 45 min

Short cases - 30 min

Viva voce - 20 min

b) Examiners

	Names qualification	&	Designation	Experience as examiner
<b>Internal</b>	1. Dr. P.K. Berwal, MD, Paed		Professor	18
	2. Dr. G.S. Senger, MD, Paed		Professor	16
	3. Dr. Renu Agarwal, MD, Paed		Professor	18
<b>External</b>	1. Dr. K.C. Agrawal, MD, Paed		Professor	15
	2. Dr. Gurusharan Singh, MD, Paed		Professor	7
	3. Dr. A.K. Maheshwari, MD, Paed		Professor	8
	4. Dr. Rakesh Saharan, MD, Paed		Professor	7

Mode & conduct of practical.

Is it in batches or otherwise.

Batches of 60 students

c) Are there other centers where the  
Examination is conducted by the same University? -Yes

- If so, where? -Colleges under RUHS
- i) Do the same examiners conduct the examination in other centers too?  
-NA
- ii) If not what steps are taken to ensure uniformity of standard.  
-The pattern & scheme of examination is uniform  
-Examiners are appointed by RUHS
- d) Date of Examination -05-08 Feb 2018
- e) Date and time when the examination was inspected.  
-Examination was already over on 05-08 Feb 2018
- f) Are the invigilation arrangements satisfactory?
- g) No. of candidates appeared. -210
- h) Number & type of questions (a copy of the question paper may be attached)  
-Attached enclosure 1
- i) What is the minimum percentage of required for passing. -50%

### **Clinical**

1. Date of Examination. -05-02-2018 to 08-02-2018
2. Date & time when the examination was inspected. -  
-Examination was already over on 05-08 Feb 2018 so not inspected
3. Are the invigilation arrangements satisfactory?  
-Examination was already over on 05-08 Feb 2018 so not evaluated
4. No. of candidates appeared. -210
5. Long cases -One

6. Type of cases given (list may be attached) -Attached enclosure 2
7. Time allotted for study of the case.  
Long case -45 min (as per norms)  
Short case -30 min  
Viva voce -20 min
8. Nature of Discussion of case by the candidate -  
-Examination was already over on 05-08 Feb 2018, so not evaluated
9. Time of discussion  
Long case: -30 min (as per norms)  
Short case: -30 min  
Viva voce: -20 min
10. Was the discussion fair, searching and sufficient practical?  
-Examination was already over on 05-08 Feb 2018, so not evaluated

**Short Cases**

1. Type of cases given (List may be attached). -Attached enclosure 2
2. How many cases were given to each candidate? -2 cases (as per norms)
3. How long did examination in short cases last for each Candidate?  
-30 min (as per norms)
4. Standard displayed by the candidates in general in the clinical part of the examination.  
-Examination was already over on 05-08 Feb 2018, so not evaluated
5. How was the assessment done?  
-Examination was already over on 05-08 Feb 2018, so not evaluated
6. Was it done jointly by more than one Examiner?  
-Examination was already over on 05-08 Feb 2018, so not evaluated
7. How may marks are allotted for clinical examination?  
30 marks - cases  
10 marks - Viva
8. What is the minimum percentage for passing the clinical part? 50%

9. Are marks obtained in any other part of the examination added on to that obtained in the clinical examination?  
- No

10. Are marks given for clinical works done in the wards added on to the marks obtained in the clinical examination?

-Yes

11. If so, to what extent?

-10 % of the total clinical assessment marks (100)

12. How has it influenced the result at the final examination?

-10 % Marks obtained in internal clinical assessment are added to final examination

(Method of assessment of clinical work in the wards may be clearly stated).

Each student is required to record the case history of the allotted beds and each batch is assessed in form of ward leaving test at the end of each clinical posting as per RUHS guidelines

### **VIVA-VOCE**

1. What did it consist of

(Give extent of coverage of subject)

-Examination was already over on 05-08 Feb 2018, so not evaluated

2. How was it conducted?

-Examination was already over on 05-08 Feb 2018, so not evaluated

3. What was the standard?

-Examination was already over on 05-08 Feb 2018, so not evaluated

4. What was the nature of assessment?

-Examination was already over on 05-08 Feb 2018, so not evaluated

5. Was it done jointly by more than one examiner?

6. How are the marks obtained in different parts of the examination grouped?

Theory paper 40 + oral 10 + internal theory assessment 10 = 60  
 Clinical 30 + internal practical assessment 10 = 40  
 Grand total = 100 (as per RUHS norms)

7. What is the minimum for passing in each and in the grand total?

-50%

8. Results for the last three years.

-Annexed

9. No. of students appeared? Jan 2015      Jan 2016      Jan 2017

95                      133                      145

10. No. of students passed?      Jan 2015      Jan 2016      Jan 2017

83                      128                      139

11. Other remarks if any.

**Conclusions :**

Was the examination conducted satisfactorily?

-Examination was already over on 05-08 Feb 2018, so not evaluated

Observations of the assessors are to be made in assessment report only.

-Examination was already over on 05-08 Feb 2018 so not evaluated

Was the standard sufficient for the M.B.B.S. examination as required by Regulations of the Medical Council of India?

Observations of the assessors are to be made in assessment report only.

-Examination was already over on 05-08 Feb 2018 so not evaluated


Date:- 10-02-2018

Place:- S.P. Medical College, Bikaner

*guy for*  
10/2/18

Nemai C. Swain 10.2.18

Signature  
(Inspectors/Visitors)



**MEDICAL COUNCIL OF INDIA**

**STANDARD INSPECTION FORM**

**FORM - C**

On the

Final M.B.B.S. Examination of Rajasthan University of Health Science,  
Jaipur, University.

In the subject of

Surgery

held at

Sardar Patel Medical college

Place- Bikaner

1. Date of Inspection : 10-2-18
2. Names of Inspectors : Dr. Nemai Ch. Nath  
Professor,  
Deptt. of General Surgery,  
Calcutta National Medical College  
Kolkata, West Bengal,  
Mob: 09331083954  
Email: [profncath@hotmail.com](mailto:profncath@hotmail.com),  
[nemaic1953@gmail.com](mailto:nemaic1953@gmail.com)
- Dr. Jayesh Dutt,  
Professor  
Deptt. of General Medicine  
Smt. N.H.L. Municipal Medical College,  
Ahmedabad, Gujarat  
Mob: 9426008607  
Email: [jayeshdutt@rediffmail.com](mailto:jayeshdutt@rediffmail.com)
3. Date of last Inspection/Visitation : 06-02-2016
4. Name of last inspectors/Visitors : 1- Dr. M.K.PARASAR  
Professor, Department of Medicine,  
NSCB Medical College, Jabalpur, M.P.
- 2- DR.P.A.UIKE  
Professor, department of obstetrics and gynecology  
Indira Gandhi medical college and hospital,  
Nagpur, Maharashtra

Defects pointed out in the last inspection/visitation if any	Remarks by the University
NIL	NIL





**Remarks by the Inspectors/Visitors regarding**

- a) Nature of the questions. Structured essay type + Short answer type
- b) Do they cover the whole field of prescribed curriculum yes
- c) What is the standard displayed in the answers. Answer sheet not available
- d) What is the nature of assessment. Summative
- e) What is the minimum percentage necessary for passing the theory examination: 50%
- f) What percentage of marks obtained at periodical examinations conducted during the course is carried forwarded to the final examination.
- Theory is taken twice at the end of 8<sup>th</sup> and 9<sup>th</sup> semester. 15% of the marks obtained at that examination is carried forward to final exam.
- g) Method of assessment of examination conducted during the course of study to be clearly stated.
- Periodical assessment is conducted at the end of every posting and pre university is being conducted twice prior to final examination.
- h) How has it influenced the result at the final examination
- Internal assessment marks are added in practical and theory of final examination + excess marks obtained in internal assessment can make up for deficiency in final exam

**II. Practical/ clinical (examination already conducted on 2-5 Feb 2018)**

How is the practical examination conducted give details.

Not inspected (examination already conducted)

Does the practical cover the different branches of the subject?

Not inspected (examination already conducted)

- a) Time allotted for section.  
 Long case -  
 Short cases - Not inspected (examination already conducted)  
 Viva voce -
- b) Examiners Not inspected (examination already conducted)
- Mode & conduct of practical.  
 Is it in batches or otherwise. Batches
- c) Are there other centers where the  
 Examination is conducted by the same University? yes  
 If so, where? Jaipur, Jodhpur, Ajmer, Udaipur, Kota, Jhalawar
- i) Do the same examiners conduct the examination in other centers too?  
 No
- ii) If not what steps are taken to ensure uniformity of standard.  
 Not Known (examination already conducted)
- d) Date of Examination 2-5 Feb 2018
- e) Date and time when the examination was inspected. Not inspected
- f) Are the invigilation arrangements satisfactory? Not known  
 (examination already conducted)
- g) No. of candidates appeared. Not known (examination already conducted)
- h) Number & type of questions (a copy of the question paper may be attached)  
 Not inspected
- i) What is the minimum percentage of required for passing. 50%

**Clinical**

1. Date of Examination. 02-2018 to 05-02-2018
2. Date & time when the examination was inspected. Not inspected
3. Are the invigilation arrangements satisfactory? Not known  
(examination already conducted)
4. No. of candidates appeared. Not known  
(examination already conducted)
5. Long cases one
6. Type of cases given (list may be attached) Attached enclosure 2
7. Time allotted for study of the case.  
Not known (examination already conducted)
8. Nature of Discussion of case by the candidate Not known  
(examination already conducted)
9. Time of discussion Not known (examination already conducted)
10. Was the discussion fair, searching and sufficient practical?  
Not known (examination already conducted)

**Short Cases**

1. Type of cases given (List may be attached). Attached enclosure 3
2. How many cases were given to each candidate? Not known  
(examination already conducted)
3. How long did examination in short cases last for each Candidate?  
Not known (examination already conducted)
4. Standard displayed by the candidates in general in the clinical part of the examination.  
Not known (examination already conducted)

5. How was the assessment done?

Not known (examination already conducted)

6. Was it done jointly by more than one Examiner?

Not known (examination already conducted)

7. How many marks are allotted for clinical examination?

8. What is the minimum percentage for passing the clinical part? 50%

9. Are marks obtained in any other part of the examination added on to that obtained in the clinical examination?

Practical marks obtained in Internal assessment are added to it.

10. Are marks given for clinical works done in the wards added on to the marks obtained in the clinical examination?

Marks given in this exam after VIII + IX semester is added.

11. If so, to what extent?

15% of the total marks obtained.

12. How has it influenced the result at the final examination?

Excess mark in internal assessment can make up the deficiency in final exam

(Method of assessment of clinical work in the wards may be clearly stated).

**VIVA-VOCE (examination was conducted on 2-5 Feb 2018)**

1. What did it consist of  
(Give extent of coverage of subject)

Not known (examination already conducted)

2. How was it conducted? Not known (examination already conducted)

3. What was the standard? Not known (examination already conducted)

4. What was the nature of assessment? Not known (examination already conducted)



5. Was it done jointly by more than one examiner?

Not known (examination already conducted) Not inspected

6. How are the marks obtained in different parts of the examination grouped?

Theory paper first 60 + paper second 60 + oral 20 + internal assessment 30 = 170

Clinical 100 + internal 30 = 130

Grand total = 300 (as per RUHS norms)

7. What is the minimum for passing in each and in the grand total?

50%

8. Results for the last three years.      Jan 2015      Jan 2016      Jan 2017

9. No. of students appeared?              95              133              145

10. No. of students passed?              83              128              139

11. Other remarks if any.              The examination has already been taken before inspection

**Conclusions :**

Was the examination conducted satisfactorily?              Not Inspected

Observations of the assessors are to be made in assessment report only.

Not Inspected

Was the standard sufficient for the M.B.B.S. examination as required by Regulations of the Medical Council of India?


Date: 10-2-18

Place: S.P. Medical College, Bikaner

*Jaypee*  
10/2/18

*Nemai C. Nain*  
10.2.18

Signature  
(Inspector)



**MEDICAL COUNCIL OF INDIA**

**STANDARD INSPECTION FORM**

**FORM - C**

On the

Final M.B.B.S. Examination of Rajasthan University of Health Sciences, Jaipur

In the subject of

**OBSTETRICS AND GYNAECOLOGY**

held at

Sardar Patel Medical College

Place Bikaner

*[Handwritten Signature]*  
प्रधानाचार्य एवं नियंत्रक  
स. प. आयुर्विज्ञान महाविद्यालय  
एवं सार्वजनिक चिकित्सालय वर्ग  
बीकानेर

1. Date of Inspection : 10-02-2018
2. Names of Inspectors : Dr. Nemaï Ch. Nath  
Professor,  
Deptt. of General Surgery,  
Calcutta National Medical College  
Kolkata, West Bengal,  
Mob: 09331083954  
Email: [profncath@hotmail.com](mailto:profncath@hotmail.com), [nemaic1953@gmail.com](mailto:nemaic1953@gmail.com)
- Dr. Jayesh Dutt,  
Professor  
Deptt. of General Medicine  
Smt. N.H.L. Municipal Medical College,  
Ahmedabad, Gujarat  
Mob: 9426008607  
Email: [jayeshdutt@rediffmail.com](mailto:jayeshdutt@rediffmail.com)
3. Date of last Inspection/Visitation : 06-02-2016
4. Name of last inspectors/Visitors : 1- Dr. M.K. Parasar  
Professor, Department of medicine . NSCB Medical  
College, Jabalpur MP  
2- Dr. P.A. Uike  
Professor Department of Obstetrics & Gyne Indira  
Gandhi Medical College, & Hospital

Defects pointed out in the last inspection/visitation if any	Remarks by the University

स. प्र. आयुर्विज्ञान महाविद्यालय  
एवं सम्बन्धित चिकित्सालय तम  
बीकानेर

		Marks allotted
<b>A. <u>Scheme of Examination</u></b>	1. Theory Paper –I	40
	Paper –II	40
	Theory Internal Assessment	20
	2. Clinical/practical	50
	3. Oral viva + Obstetrics case sheet	30
	Practical Internal Assessment	20
	Theory total (Paper 1 + Paper 2 + Theory Internal assessment + oral Viva+ Obstetrics case sheet Marks )	130
	Practical total (Clinical/Practical + Practical Internal Assessment )	=70
	Grand Total	=200
	Minimum marks for Passing the Exam.	50%

**B. Theory**

- |                 |         |  |
|-----------------|---------|--|
| 1. Theory paper | Subject | Time for the paper (1 copy of each of the papers may be attached). |
|                 |         | <b>: 3 hours each</b>  |

Theory two papers of 40 marks each (each paper shall have two section i.e. section A and section B of 20 marks and 20 marks respectively) ( One question on basic sciences and allied subjects of 10 marks in each paper )

Paper I- Obstetrics including social obstetrics

Paper II- Gynaecology Family Welfare and Demography

- |                              |   |
|------------------------------|---|
| 2. Dates on which conducted  | :Paper I- 19 Jan, Paper II- 22 Jan,2018   |
| 3. Where conducted           | :New Examination Hall of Sardar Patel Medical College Bikaner   |
| 4. Invigilation arrangements | : Invigilator appointed for each room-one invigilator for every 25 candidate subjected to minimum of two invigilator in each room |




5. No. of candidates appeared : 210
6. Papers setters : Rajasthan University of health Sciences (RUHS)

Name & qualification	Designation	Experience as Examiner
Details with RUHS (Confidential )	Details with RUHS (Confidential )	Details with RUHS (Confidential )

**Remarks by the Inspectors/Visitors regarding**

- Nature of the questions. : Structured essay type question and short answer type questions
- a) Do they cover the whole filed of prescribed curriculum : No, Social Obstetrics is lacking
- b) What is the standard displayed in the answers. : Answer sheets not available Hence standard of answers cannot be commented upon
- c) What is the nature of assessment. : Summative
- d) What is the minimum percentage necessary for passing the theory examination : 50%
- e) What percentage of marks obtained at periodical examinations conducted during the course is carried forwarded to the final examination. : 10% in Theory and 5% in Practical
- f) Method of assessment of examination conducted During the course of

  
 प्रधानाचार्य एवं नियंत्रक  
 स. प. आयुर्विज्ञान महाविद्यालय  
 एवं सम्बद्ध चिकित्सालय वगैरे  
 बीकानेर

study to be clearly stated.

: Ward leaving exam after each clinical posting - 4 such only practical each of 50 marks - total - 200 marks practical. Two Pre University exam. Each of theory 100 and practical 100 total theory 200 and practical - 200.

So Grand Total for Theory-200 and Practical -400. These marks are reduced to 20 theory and 20 practical which is carried forward to final exam as internal assessment.

g) How has it influenced the result at the final examination

: Excess of marks can make up the deficiency in Final Exam.

## II. Practical/clinical

How is the practical examination conducted give details.

One long case of obstetrics - Not inspected

One short case of Gynecology - Not inspected

Viva voce + Obstetrics + Obstetrics case sheet - Not inspected

Grand Total - Not inspected

Does the practical cover the different branches of the subject?

: Not inspected

a) Time allotted for section.

: Not inspected

b) Examiners

: Not inspected

	Names & qualification	Designation	Experience as examiner
<b>Internal</b>			
<b>External</b>			

Mode & conduct of practical. : Not inspected

Is it in batches or otherwise. : Not inspected

प्रधानाचार्य एवं नियंत्रक  
स. प. आयुर्विज्ञान महाविद्यालय  
एच. एम्. एस्. चिकित्सालय वरुण  
बीकानेर

c) Are there other centers where the Examination is conducted by the same University? :

If so, where? :

h) Do the same examiners conduct the examination in other centers too?

ii) If not what steps are taken to ensure uniformity of standard.

d) Date of Examination : 16<sup>th</sup> to 19<sup>th</sup> Feb, 2018

e) Date and time when the examination was inspected. : : Not inspected

f) Are the invigilation arrangements satisfactory? : Not inspected

g) No. of candidates appeared. : Not inspected

h) Number & type of questions (a copy of the question paper may be attached)  
: Enclosed- Annexure-1 (Copy of Theory Paper 1 and paper 2)

i) What is the minimum percentage of required for passing. : 50%

**Clinical**

1. Date of Examination. : 16<sup>th</sup> to 19<sup>th</sup> Feb, 2018

2. Date & time when the examination was inspected. : Not inspected

3. Are the invigilation arrangements satisfactory? : Not inspected

4. No. of candidates appeared. : Not inspected
5. Long cases : Not inspected
6. Type of cases given (list may be attached) : Not inspected
7. Time allotted for study of the case. : Not inspected
8. Nature of Discussion of case by the candidate : By way of discussion on History clinical method of examination of patients, investigations and management. : Not inspected
9. Time of discussion : Not inspected
10. Was the discussion fair, searching and sufficient practical? : Not inspected

**Short Cases**

1. Type of cases given (List may be attached). : Not Inspected
2. How many cases were given to each candidate? : Not inspected
3. How long did examination in short cases last for each Candidate? : Not inspected
4. Standard displayed by the candidates in general in the clinical part of the examination. : Not inspected
5. How was the assessment done? : Not inspected
6. Was it done jointly by more than one Examiner? : Not inspected
7. How many marks are allotted for clinical examination? : Not inspected
8. What is the minimum percentage for passing the clinical part? : 50%
9. Are marks obtained in any other part of the examination added on to that obtained in the clinical examination? : Not inspected
10. Are marks given for clinical works done in the wards added on to the marks obtained in the clinical examination? : Not inspected

11.If so, to what extent? : Not inspected

12.How has it influenced the result at the final examination? : Not inspected

(Method of assessment of clinical work in the wards may be clearly stated).

**VIVA-VOCE**

1. What did it consist of : Not Inspected  
(Give extent of coverage of subject)

2. How was it conducted? : Not inspected

3. What was the standard? : Not inspected

4. What was the nature of assessment? : Not inspected

5. Was it done jointly by more than one examiner? : Not inspected

6. How are the marks obtained in different parts of the examination grouped?  
: Not inspected


7. What is the minimum for passing in each and in the grand total? : 50%

8. Results for the last three years. Jan,15 Jan. 16 Jan. 17

9. No. of students appeared? 95 133 145

10.No. of students passed? 83 128 139

11.Other remarks if any.

  
 प्रधानाचार्य एवं निरीक्षक  
 स. च. आयुर्विज्ञान महाविद्यालय  
 एवं संस्कृत चिकित्सालय बर्ग  
 कोल्हापूर

**Conclusions :**

Was the examination conducted satisfactorily? : Not Inspected

Observations of the assessors are to be made in assessment report only.

Was the standard sufficient for the M.B.B.S. examination as required by Regulations of the Medical Council of India? : Not Inspected

Observations of the assessors are to be made in assessment report only.

Date: 10.02.2018

Place : S.P. Medical College, Bikaner

*Signature*  
10/2/18

*Nemanic Nam*  
10.2.18.  
**Signature**  
(Inspectors/Visitors)

*Signature*

प्रधानाचार्य एवं नियंत्रक  
स. प. आयुर्विज्ञान महाविद्यालय  
एवं सम्बद्ध चिकित्सालय वर्ग  
बीकानेर