

51153598/18  
12/11/18

## MEDICAL COUNCIL OF INDIA

### STANDARD INSPECTION FORM

#### FORM - C

On the Final M.B.B.S. Examination of Maharashtra University of Health Sciences, Nashik University

In the subject of General Medicine, Pediatrics, General Surgery, Obstetrics & Gynecology

held at

JIIU's Indian Institute of Medical Science & Research college

Place Warudi, Tq. Badnapur, Dist. Jalna

1. Date of Inspection : 09<sup>th</sup> January 2018
2. Names of Inspectors : Dr. Abhivardhan  
Dr. T. Ravi Kumar
3. Date of last Inspection/Visitation: 07<sup>th</sup> & 08<sup>th</sup> December 2017

*Abhivardhan*

1

*Dr. Abhivardhan*

2

*Dr. T. Ravi Kumar*

4. Name of last inspectors/Visitors : Dr. Manik Chatterjee  
Dr. Arun Kumar Dey  
Dr. Elmy Samsun Rasul

Defects pointed out in the last inspection/visitation if any	Remarks by the University
Nil	Nil

*Spudmalu*

1. *D. Arun Kumar Dey*  
2. *Elmy Samsun Rasul*

**A. Scheme of Examination**

- |    |                           |                |
|----|---------------------------|----------------|
| 1. | Theory                    | Marks allotted |
|    | Gen. Medicine (02 papers) | 60 each        |
|    | Gen. Surgery (02 papers)  | 60 each        |
|    | OBGY (02 papers)          | 60 each        |
|    | Pediatrics (01 paper)     | 40             |
| 2. | Clinical/practical        |                |
|    | Gen. Medicine             | 100            |
|    | Gen. Surgery              | 100            |
|    | OBGY                      | 60             |
|    | Pediatrics                | 30             |
| 3. | Oral                      |                |
|    | Gen. Medicine             | 20             |
|    | Gen. Surgery              | 20             |
|    | OBGY                      | 20             |
|    | Pediatrics                | 10             |

Minimum marks for  
Passing the Exam. 50%

**B. Theory**

- | 1. Theory paper               | Subject   | Time for the paper (1 copy of each of the papers may be attached). |
|-------------------------------|---|--|
| No. 1                         | Gen. Medicine & Gen. Surgery<br>OBGY & Pediatrics | 03 hours each<br>02 ½ each   |
| No. 2                         | Gen. Medicine & Gen. Surgery<br>OBGY              | 03 hours each<br>02 ½  |
| 2. Dates on which conducted : | Gen. Medicine                                     | Paper 1 22/11/17   |
|                               | Gen. Medicine                                     | Paper 2 24/11/17   |
|                               | Gen. Surgery                                      | Paper 1 27/11/17   |
|                               | Gen. Surgery                                      | Paper 2 29/11/17   |
|                               | OBGY  | Paper 1 02/12/17   |
|                               | OBGY  | Paper 2 04/12/17   |
|                               | Pediatrics  | 06/12/17   |

*Submitt*

*D. Ahmed*  
*Princip*

3. Where conducted : Guru Mishri Homoeopathic Medical College  
Shelgaon, Dist. Jalna (Centre allotted by  
MUHS, Nashik)
4. Invigilation arrangements : Arranged by centre as per instructions  
from MUHS Nashik
5. No. of candidates appeared: 87 students
6. Papers setters : Confidential Papers set at MUHS Nashik

Name & qualification	Designation	Experience as Examiner

### Remarks by the Inspectors/Visitors regarding

- a) Nature of the questions. Multiple Choice Questions (MCQ) (Confidential available with MUHS Nashik), Short Answer Questions & Long Answer Questions
- b) Do they cover the whole filed of prescribed curriculum Yes (Short answer questions & Long questions) As MCQ are with University we cannot comment
- c) What is the standard displayed in the answers. Confidential available at MUHS Nashik (University is at the distance of 230 KM from college)
- d) What is the nature of assessment Summative assessment
- e) What is the minimum percentage necessary for passing the theory examination 50 %
- f) What percentage of marks obtained at periodical examinations conducted during the course is carried forwarded to the

*[Handwritten signature]*

*[Handwritten signature]*

final examination.

20% (In theory & practical in each subject from internal assessment)

- g) Method of assessment of examination conducted During the course of study to be clearly stated.

06 Terminal Examinations (Theory & Practical) for each subject  
Gen. Medicine & Gen. Surgery 60 each for theory & practical  
OBGY 40 each for theory & practical  
Pediatrics 20 for theory & practical

Marks distribution:

- h) How has it influenced the result at the final Examination

It has 20% contribution in final result

## II. Practical/clinical

How is the practical examination conducted give details.

It is conducted in the examination hall attached to wards of respective subjects. It is conducted in 4 batches (22 students in 03 batches & 21 students in one batch)

Does the practical cover the different branches of the subject?

Yes

- a) Time allotted for section.

Long case: 30 min.  
2 Short cases: 20 min. each  
Viva : 02 viva 10 mins each

*[Handwritten signature]*

*[Handwritten signature]*

## b) Examiners (List attached)

	<b>Names &amp; qualification</b>	<b>Designation</b>	<b>Experience as examiner</b>
<b>General Medicine Internal</b>			
1)	Dr. Sachin Solanke MBBS MD (General Medicine)	Associate Professor	10 Years
2)	Dr. D.V. Muley MBBS MD (General Medicine)	Professor	32 Years
<b>External</b>			
1)	Dr. Alpesh R. Vora MBBS MD (General Medicine)	Associate Professor	10 Years
2)	Dr. Sanjay Gopalrao Raut MBBS MD (General Medicine)	Associate Professor	17 Years
<b>Pediatrics Internal</b>			
1)	Dr. Lalit Une MBBS MD (Pediatrics)	Professor	12 Years
<b>External</b>	Dr. Ravindra Bhingare MBBS MD (Pediatrics)	Associate Professor	First time
<b>General Surgery Internal</b>			
1)	Dr. Sayed Obaid MBBS MS (General Surgery)	Associate Professor	First time
2)	Dr. Sunil A. Vare MBBS MS (Orthopedics)	Professor	16 Years
<b>External</b>			
1)	Dr. Jarwekar Gokul Jaywant MMBS DNB MS (General Surgery)	Professor	07 Years
2)	Dr. Phulekar Kashinath MMBS MS (General Surgery)	Professor	25 Years

<b>Obstetrics And gynecology Internal</b>	1)	Dr. Prasad Bhanap MBBS MD (OBGY)	Professor	02 Years
	2)	Dr. Swati Nagapurkar MBBS MD (OBGY)	Associate Professor	05 Years
<b>External</b>	1)	Dr. Gokulchandra Das MBBS MD (OBGY)	Professor	20 Years
	2)	Dr. Vibhawari R. Dandwate MBBS MD (OBGY)	Associate Professor	02 Years

Mode & conduct of practical.

Is it in batches or otherwise.

It is conducted in examination hall attached to the wards of respective subjects. It is conducted in 4 batches (22 students in 03 batches & 21 students in one batch)

c) Are there other centers where the Examination is conducted by the same University?

Yes

If so, where?


GMC Aurangabad  
GMC Nanded  
SRT Ambajogai & other  
MUHS affiliated  
colleges

i) Do the same examiners conduct the examination in other centers too?

Yes, in respective subjects as per scheduled time table by MUHS Nashik

ii) If not what steps are taken to ensure uniformity of standard.







- d) Date of Examination 08/01/2018 to  
11/01/2018
- e) Date and time when the examination was  
inspected. 09/01/2018 at  
09:00 am to 05:00 pm
- f) Are the invigilation arrangements satisfactory? Yes
- g) No. of candidates appeared. 87
- h) Number & type of questions  
(a copy of the question paper may be attached)
- Gen. Medicine: One long case, two  
short cases & two viva
- Pediatrics: One long case, one  
short case & one viva
- Gen. Surgery: One long case, two  
short cases & two viva
- OBGY: One long case, two  
short cases & two viva
- i) What is the minimum percentage of required  
for passing. 50%

**Clinical**

1. Date of Examination. 08/01/2018 to  
11/01/2018
2. Date & time when the examination was  
inspected. 09/01/2018 at  
09:00 am to 05:00 pm
3. Are the invigilation arrangements satisfactory? Yes



- |  |  |
|--|--|
| 4. No. of candidates appeared.                                   | 87 students  |
| 5. Long cases  | 01 case allotted to each Student                         |
| 6. Type of cases given (list may be attached)                    | List attached  |
| 7. Time allotted for study of the case.                          | 30 min.  |
| 8. Nature of Discussion of case by the candidate                 | Cognitive & Psychomotor Domain tested in summative forms |
| 9. Time of discussion  | 15 min.  |
| 10. Was the discussion fair, searching and sufficient practical? | Yes  |

### Short Cases

- |   |                                 |
|---|---------------------------------|
| 1. Type of cases given (List may be attached).  | List attached                   |
| 2. How many cases were given to each candidate?   | 02 cases to each student        |
| 3. How long did examination in short cases last for each Candidate?                         | 10 min. for each case           |
| 4. Standard displayed by the candidates in general in the clinical part of the examination. | Satisfactory & as per the norms |
| 5. How was the assessment done?   | Satisfactory & as per the norms |
| 6. Was it done jointly by more than one Examiner?   | Yes                             |
| 7. How many marks are allotted for clinical examination?                                    | 50%                             |
| 8. What is the minimum percentage for passing the clinical part?                            | 50%                             |
| 9. Are marks obtained in any other part of the examination added on to that obtained in the |                                 |

*[Handwritten signature]*

*[Handwritten signature]*

- clinical examination? Yes (Internal assessment)
10. Are marks given for clinical works done in the wards added on to the marks obtained in the clinical examination? Yes (Internal assessment)
11. If so, to what extent? 20%
12. How has it influenced the result at the final examination? Helped in both domain of understanding & skills
- (Method of assessment of clinical work in the wards may be clearly stated).
1. Clinical examination
  2. Eliciting signs

### VIVA-VOICE

1. What did it consist of  
(Give extent of coverage of subject) It covers the subjects with respect to knowledge of all systems & etiology, diagnosis & treatment of cases
2. How was it conducted? It was conducted in separate cabins & each student was separately examined
3. What was the standard? As per the norms
4. What was the nature of assessment? Cognitive Domain & Expression
5. Was it done jointly by more than one examiner? Yes
6. How are the marks obtained in different parts of the examination grouped? List attached

*[Handwritten signature]*

*D. Aghra*  
*[Handwritten signature]*

Gen. Medicine	Long Case:	50 marks
	2 Short Cases:	25 marks each
	2 Viva:	10 marks each
Pediatrics	Long Case:	20 marks
	Short Case:	10 marks
	Viva:	10 marks
Gen. Surgery	Long Case:	50 marks
	2 Short Cases:	25 marks each
	2 Viva:	10 marks each
OBGY	Long Case:	40 marks
	2 Short Cases:	10 marks each
	2 Viva:	10 marks each

7. What is the minimum for passing in each and in the grand total?

50%

8. Results for the last three years.

This is the first batch appearing for Final MBBS (Part II) examination

I MBBS: (June 2014)

100 students appeared  
88 Students passed

II MBBS (Dec. 2015)

88 students appeared  
87 Students passed

III MBBS (Part I) (Dec. 2016)

87 students appeared  
87 students passed  
87 students

9. No. of students appeared?

10. No. of students passed?

Students are appearing for practical exam. Result awaited


11. Other remarks if any.

Nil

**Conclusions:**

Was the examination conducted satisfactorily? Yes

Observations of the assessors are to be made in assessment report only.

1. Conducting of exams as per norms of University
2. Students answering is good

Was the standard sufficient for the M.B.B.S. examination as required by Regulations of the Medical Council of India? Yes

Observations of the assessors are to be made in assessment report only.

*[Handwritten signature]*

1) D. Abhinav  
(D.D. ABHIVARDHAN)

2) K. K. K.  
DR. K. K. K.



01304 A

Third M.B.B.S. (Part – II) Examination, Winter 2017  
MEDICINE & ALLIED SUBJECTS – I

Total Duration : Section A + B + C = 3 Hours

Section B & C Marks : 45

SECTION – B & SECTION – C

- Instructions:**
- 1) Use **blue/black** ball point pen only.
  - 2) **Do not** write anything on the **blank portion of the question paper**. If written anything, such type of act will be considered as an attempt to resort to unfair means.
  - 3) **All** questions are **compulsory**.
  - 4) The number to the **right** indicates **full** marks.
  - 5) Draw diagrams **wherever** necessary.
  - 6) Distribution of syllabus in Question Paper is only meant to cover entire syllabus within the stipulated frame. The Question paper pattern is a mere guideline. Questions can be asked from any paper's syllabus into any question paper. Students cannot claim that the Question is out of syllabus. As it is only for the placement sake, the distribution has been done.
  - 7) Use a common answerbook for Section B & C.

SECTION – B (SAQ) (21 Marks)

2. Short answer question (**any three** out of five) : (3×3=9)
  - a) Clinical Staging of Hodgkin Lymphoma
  - b) Jugular Venous pulse
  - c) Haematemesis
  - d) Clinical signs of liver cell failure
  - e) Management of vasculo toxic snake bite
3. Short answer question (**any four** out of six) : (4×3=12)
  - a) Lepra Reaction.
  - b) Glycosylated Haemoglobin.
  - c) Prophylaxis of bacterial endocarditis.
  - d) Dengue haemorrhagic fever.
  - e) Post exposure prophylaxis of HIV.
  - f) Management of acute myocardial infarction.

P.T.O

01304 A



SECTION - C LAQ (24 Marks)

4. Long answer question :

(1×8=8)

Classify anaemias. Describe clinical features, investigations and management of nutritional anaemia.

5. Long answer question :

(1×8=8)

Enumerate the causes of congestive cardiac failure and write about its clinical features, investigations and management.

6. Long answer question :

(1×8=8)

What are the microvascular complications of Diabetes mellitus ? Describe clinical features, investigations and prevention of diabetic Nephropathy.

---

01304 B

Third M.B.B.S. (Part – II) Examination, Winter 2017  
MEDICINE AND ALLIED SUBJECTS – II

Total Duration : Section A + B + C = 3 Hours

Section B & C Marks : 45

SECTION – B & SECTION – C

- Instructions:**
- 1) Use **blue/black** ball point pen only.
  - 2) **Do not** write anything on the **blank portion of the question paper**. If written anything, such type of act will be considered as an attempt to resort to unfair means.
  - 3) **All questions are compulsory.**
  - 4) The number to the **right** indicates **full** marks.
  - 5) Draw diagrams **wherever** necessary.
  - 6) Distribution of syllabus in Question Paper is only meant to cover entire syllabus within the stipulated frame. The Question paper pattern is a mere guideline. Questions can be asked from any paper's syllabus into any question paper. Students cannot claim that the Question is out of syllabus. As it is only for the placement sake, the distribution has been done.
  - 7) Use a common answerbook for Section B & C.

SECTION – B

(21 Marks)

(SAQ)

2. Short answer question (**any three** out of five) :

(3x3=9)

- a) Causes, Clinical features, investigations of Nephrotic syndrome
- b) Hypochondriasis
- c) Lepa reaction
- d) Clinical features of Myaesthesia Gravis
- e) Stem Cell Therapy.

3. Short answer question (**any four** out of six) :

(4x3=12)

- a) Treatment of Status asthmaticus
- b) Steven Johnson syndrome
- c) Treatment of neuromuscular snake-bite
- d) Clinical features of Cerebellar syndrome
- e) Haemodialysis
- f) Tension pneumothorax.

P.T.O.

01304 B



SECTION - C

(24 Marks)

(LAQ)

4. Long answer question : (1x8=8)  
Name community acquired pneumonias. Describe clinical features, investigations and management of lobar pneumonia.
5. Long answer question : (1x8=8)  
Describe etiology, clinical features, investigations and management of acute glomerulonephritis.
6. Long answer question : (1x8=8)  
Describe etiology, clinical features, investigations and management of acute transverse myelitis.





01305A

**Third M.B.B.S. (Part – II) Examination, Winter 2017  
GENERAL SURGERY – I**

Total Duration : Section A + B + C = 3 Hours

Section B & C Marks : 45

**SECTION – B & SECTION – C**

- Instructions:**
- 1) Use **blue/black** ball point pen only.
  - 2) **Do not** write anything on the **blank portion of the question paper**. If written anything such type of act will be considered as an attempt to resort to unfair means.
  - 3) **All** questions are **compulsory**.
  - 4) The number to the **right** indicates **full** marks.
  - 5) Draw diagrams **wherever** necessary.
  - 6) Distribution of syllabus in Question Paper is only meant to cover entire syllabus within the stipulated frame. The Question paper pattern is a mere guideline. Questions can be asked from any paper's syllabus into any question paper. Students cannot claim that the Question is out of syllabus. As it is only for the placement sake, the distribution has been done.
  - 7) **Use** a common answer book for Section **B** and **C**.

**SECTION – B  
(General Surgery)**

**(25 Marks)**

2. Short answer question (**any three** out of five) : **(3×3=9)**
  - a) Modified Glasgow Coma Score
  - b) Warthin's tumour
  - c) Lateral aberrant thyroid
  - d) Dermoid cyst
  - e) Blood substitutes.
3. Long answer question : **(2×8=16)**
  - a) Classify benign breast diseases. Describe various clinical presentations and their management.
  - b) Classify burn injuries. Describe initial resuscitation and management principles of 30% deep burns.

P.T.O.

01305 A



SECTION – C

(20 Marks)

(Orthopaedics)

4. Short answer question (any four out of six) :

(4×3=12)

- a) Giant cell tumor.
- b) Treatment of CTEV.
- c) Volkmanns ischaemic contracture.
- d) Tourniquet.
- e) Acute Osteomyelitis.
- f) Fracture scaphoid.

5. Long answer question :

(1×8=8)

Describe mechanism of injury, clinical features and management of Intertrochanteric fracture of femur.

---

01305 B

Third M.B.B.S. (Part – II) Examination, Winter 2017  
GENERAL SURGERY – II

Total Duration : Section A + B + C = 3 Hours

Section B & C Marks : 45

SECTION – B and SECTION – C

- Instructions:**
- 1) Use **blue/black** ball point pen only.
  - 2) **Do not** write anything on the **blank portion of the question paper**. If written anything, such type of act will be considered as an attempt to resort to unfair means.
  - 3) **All** questions are **compulsory**.
  - 4) The number to the **right** indicates **full marks**.
  - 5) Draw diagrams **wherever** necessary.
  - 6) Distribution of syllabus in Question Paper is only meant to cover entire syllabus within the stipulated frame. The Question paper pattern is a mere guideline. Questions can be asked from any paper's syllabus into any question paper. Students cannot claim that the Question is out of syllabus. As it is only for the placement sake, the distribution has been done.
  - 7) **Use** a common answerbook for Section **B** and **C**.

SECTION – B (25 Marks)

2. Short answer question (any three out of five) :

(3×3=9)

- a) Indications of splenectomy.
- b) Achalasia cardia.
- c) Pseudocyst of pancreas.
- d) H pylori.
- e) Ileocaecal tuberculosis.

3. Long answer question :

(2×8=16)

- a) Enlist causes of obstructive jaundice. Discuss the management of patient, who has obstructive jaundice due to common bile duct stones.
- b) Discuss the aetiopathology, clinical features and management of carcinoma stomach.

P.T.O.

01305 B



SECTION – C (20 Marks)

4. Short answer question (any four out of six) :

(4×3=12)

a) Prostate Specific Antigen (PSA).

b) Polycystic kidney.

c) Sigmoid volvulus.

d) Interventional Radiology.

e) Spinal Anaesthesia.

f) Torsion Testis.

5. Long answer question :

(1×8=8)

Enumerate causes of painless haematuria. Discuss clinical features and management for carcinoma of urinary bladder.

---



01306A

**Third M.B.B.S. (Part – II) Examination, Winter 2017  
OBSTETRICS AND GYNAECOLOGY – I**

Total Duration : Section A + B + C = 2½ Hours

Section B&C Marks : 30

**SECTION – B & SECTION – C**

- Instructions :**
- 1) Use **blue/black** ball point pen only.
  - 2) **Do not** write anything on the **blank portion of the question paper**. If written anything, such type of act will be considered as an attempt to resort to unfair means.
  - 3) **All** questions are **compulsory**.
  - 4) The number to the **right** indicates **full** marks.
  - 5) Draw diagrams **wherever** necessary.
  - 6) Distribution of syllabus in Question Paper is only meant to cover entire syllabus within the stipulated frame. The Question paper pattern is a mere guideline. Questions can be asked from any paper's syllabus into any question paper. Students cannot claim that the Question is out of syllabus. As it is only for the placement sake, the distribution has been done.
  - 7) Use a common answerbook for Section B and C.

**SECTION – B SAQ (16 Marks)**

- Short answer question (any four out of five) : (4×4=16)
- a) Describe prophylactic measures for prevention of pre-eclampsia.
  - b) Precipitate labour.
  - c) Cephalhematoma.
  - d) Write about Essential obstetrics care.
  - e) Etiology and complications of oligohydroamnios.

**SECTION – C LAQ (14 Marks)**

3. Long answer questions : (1×7=07)  
Define antepartum haemorrhage, enumerate the causes and describe the management of abruptio placentae.
4. Long answer questions : (1×7=07)  
27 yr. old primipara delivered normally seven days back came with fever and pain in abdomen. What could be the cause, how you will manage this case ?



01306 B

Third M.B.B.S. (Part – II) Examination, Winter 2017  
OBSTETRICS & GYNAECOLOGY – II

Total Duration : Section A + B + C = 2½ Hours

Section B & C Marks : 30

SECTION – B & SECTION – C

- Instructions:**
- 1) Use **blue/black** ball point pen only.
  - 2) **Do not** write anything on the **blank portion of the question paper**. If written anything, such type of act will be considered as an attempt to resort to unfair means.
  - 3) **All** questions are **compulsory**.
  - 4) The number to the **right** indicates **full** marks.
  - 5) Draw diagrams **wherever** necessary.
  - 6) Distribution of syllabus in Question Paper is only meant to cover entire syllabus within the stipulated frame. The Question paper pattern is a mere guideline. Questions can be asked from any paper's syllabus into any question paper. Students cannot claim that the Question is out of syllabus. As it is only for the placement sake, the distribution has been done.
  - 7) Use a common answerbook for Section B & C.

SECTION – B  
(SAQ)

(16 Marks)

2. Short answer question (any four out of five):

(4×4=16)

- a. Leucorrhoea.
- b. Emergency Contraception.
- c. Conservative management of DUB (Dysfunctional Uterine Bleeding).
- d. Management of a 4 cm submucous fibroid in a 32 year old patient.
- e. Dermoid Cyst of ovary.

SECTION – C  
(LAQ)

(14 Marks)

3. Long answer question :

(1×7=7)

What is Corpus cancer syndrome ? Discuss diagnosis and management of Ca Endometrium.

4. Long answer question :

(1×7=7)

How will you detect ovulation ? How will you manage Anovulation in infertile woman ?

---



01307

Third M.B.B.S. (Part – II) Examination, Winter 2017  
PAEDIATRICS

Total Duration : Section A + B + C = 2½ Hours

Section B &amp; C Marks : 26

## SECTION – B and SECTION – C

- Instructions:**
- 1) Use **blue/black** ball point pen only.
  - 2) **Do not** write anything on the **blank portion of the question paper**. If written anything, such type of act will be considered as an attempt to resort to unfair means.
  - 3) **All** questions are **compulsory**.
  - 4) The number to the **right** indicates **full** marks.
  - 5) Draw diagrams **wherever** necessary.
  - 6) Distribution of syllabus in Question Paper is only meant to cover entire syllabus within the stipulated frame. The Question Paper pattern is a mere guideline. Questions can be asked from any paper's syllabus into any question paper. Students cannot claim that the Question is out of syllabus. As it is only for the placement sake, the distribution has been done.
  - 7) Use common answerbook for Section B and C.

## SECTION – B SAQ (12 Marks)

2. Short answer question (any three out of five) :

(3×4=12)

- a) Vitamin D deficiency.
- b) Management of anaphylaxis.
- c) Viral hepatitis.
- d) Rights of children.
- e) Warm chain.

## SECTION – C LAQ (14 Marks)

3. Long answer question :

(1×7=7)

Enumerate all the crises in sickle cell disease. Give the management of vaso-occlusive crisis.

4. Long answer question :

(1×7=7)

Define hematuria. Give clinical features, laboratory findings and management of Acute Post streptococcal Glomerulonephritis.



**महाराष्ट्र आरोग्य विज्ञान विद्यापीठ**  
**MAHARASHTRA UNIVERSITY OF HEALTH SCIENCES, NASHIK.**  
**MARKLIST FOR PRACTICAL AND VIVA**

**CENTRE:** .....  
**SUBJECT: -GENERAL MEDICINE      EXAM :- THIRD MBBS(PART-II)      MONTH/YEAR :- .....**

**DISTRIBUTION OF PRACTICAL MARKS**

**DISTRIBUTION OF VIVA MARKS**

**Clinical Bedside**

**A :One Long Case**

**-50 Marks**

**E: Interpretation of Investigations.**

**-10 Marks**

**B: Short Case (1)**

**-25 Marks**

**F: Medical Emergencies**

**-10 Marks**

**C: Short Case (2)**

**-25 Marks**

**G: Viva Total**

**-20 Marks**

**D: Total**

**-100 Marks**

Seat No.	A (50)	B (25)	C (25)	D Practical Total 100 Max.100 Marks Min.50 Marks	Distribution of viva marks		G Viva Total 20 Marks
					E Interpretation of Investigations (10)	F Medical Emergencies (10)	

<b>NAME OF EXAMINER</b>	<b>COLLEGE</b>	<b>SIGNATURE WITH DATE</b>
1) _____	_____	(Convenor) _____
2) _____	_____	(Internal) _____
3) _____	_____	(External) _____
4) _____	_____	(External) _____





महाराष्ट्र आरोग्य विज्ञान विद्यापीठ  
MAHARASHTRA UNIVERSITY OF HEALTH SCIENCES, NASHIK.  
MARKLIST FOR PRACTICAL AND VIVA

CENTRE: -.....

SUBJECT: -PAEDIATRICS

EXAM: - THIRD MBBS (PART-II)

MONTH/YEAR :-.....

DISTRIBUTION OF PRACTICAL MARKS

DISTRIBUTION OF VIVA MARKS

A: One Long Case

-20 Marks.

(Related to Instruments, X - Rays, Drugs, Emergency  
in Paediatrics.)

B: Short Case

- 10 Marks.

C : Practical Total

-30 Marks

D: Viva (Drugs & Instrument)

-10 Marks

Seat No.	A (20)	B (10)	C Practical Total 30 Max.30 Marks Min.15 Marks	D Viva Total (Drugs Instrument) 10 Marks.

NAME OF EXAMINER COLLEGE SIGNATURE WITH DATE

1) \_\_\_\_\_ (Convenor) \_\_\_\_\_

2) \_\_\_\_\_ (External) \_\_\_\_\_



**महाराष्ट्र अरोग्य विज्ञान विद्यापीठ**  
**MAHARASHTRA UNIVERSITY OF HEALTH SCIENCES, NASHIK.**  
**MARKLIST FOR PRACTICAL AND VIVA**

CENTRE :- .....

SUBJECT :- **GENERAL SURGERY.**

EXAM :- **THIRD MBBS(PART-II)**

MONTH/YEAR :- .....

- DISTRIBUTION OF PRACTICAL MARKS**
- Long Case.**  
 A) History - 10 Marks.  
 B) Ilicitating Clinical Signs & Clinical Exam. - 15 Marks.  
 C) Investigation - 05 Marks.  
 D) Diagnosis - 10 Marks.  
 E) Management - 10 Marks.
- Short Case - I (Surgery)**  
 F) Total - 50 Marks.  
 G) Ilicitating Clinical Signs. - 10 Marks.  
 H) Investigations and Dignosis. - 10 Marks.  
 I) Management - 05 Marks.  
 J) Total - 25 Marks.
- Short Case -II (Ortho)**  
 K) Ilicitating Clinical Signs. - 10 Marks.  
 L) Investigations and Dignosis. - 10 Marks.  
 M) Management - 05 Marks.  
**Clinical Grand Total - 100 Marks**
- DISTRIBUTION OF VIVA MARKS**  
 P) Inst.+Operation. - 05 Marks.  
 Q) X-ray - 05 Marks.  
 R) Surgical Pathology - 05 Marks.  
 S) Inst.,X-ray,Spec. - 05 Marks.  
 T) Total - 20 Marks

Seat No.	Long Case Surgery					Total F(50)	Short Case 1 Surgery			Total J(25)	Short Case 2 Orthopaedics			Total N(25)	Q Clinical Grand Total 100 Max.100 Min.50	Viva Table A		Viva Table B Ortho.			Viva Total 20 Marks T		
	A (10)	B (15)	C (05)	D (10)	E (10)		G (10)	H (10)	I (05)		K (10)	L (10)	M (05)			P (05)	Q (05)	R (05)	Inst.+Oper. (2)	+X-ray (2)		(1)	

**NAME & COLLEGE OF EXAMINER** \_\_\_\_\_ **SIGNATURE WITH DATE** \_\_\_\_\_

1) \_\_\_\_\_ (Convenor) \_\_\_\_\_ 3) \_\_\_\_\_ (External)

2) \_\_\_\_\_ (Internal) \_\_\_\_\_ 4) \_\_\_\_\_ (External)

\_\_\_\_\_ **SIGNATURE WITH DATE**



**महाराष्ट्र आरोग्य विज्ञान विद्यापीठ**  
**MAHARASHTRA UNIVERSITY OF HEALTH SCIENCES, NASHIK.**  
**MARKLIST FOR PRACTICAL AND VIVA**

CENTRE :- .....  
 SUBJECT :- **OBSTETRICS & GYNAECOLOGY.** EXAM :- **THIRD MBBS(PART-II)** MONTH/YEAR :- .....

**DISTRIBUTION OF PRACTICAL MARKS**

- Long Case.**  
 A) History - 10 Marks.  
 B) Clinical Exam - 10 Marks.  
 C) Investigations & diagnosis - 10 Marks.  
 D) Management - 10 Marks.  
 E) Total - 40 Marks.

**Short Case.**

- F) Presentation - 05 Marks.  
 G) Discussion - 05 Marks.  
 H) Total - 10 Marks.  
 I) Family Planning - 10 Marks.  
 J) Clinical Total - 60 Marks.

**DISTRIBUTION OF VIVA MARKS**

- K) Obst. Viva - 10 Marks.  
 L) Gyn. Viva - 10 Marks.  
 M) Total - 20 Marks.

Seat No.	Long Case.(Obst)				Total E (40)	Short Case (Gyn)		Total H (10)	Family Planning I (10)	J Clinical Total 60 Max:60 Marks Min:30 Marks	K(10)	L(10)	M Viva Total 20 Marks
	A (10)	B (10)	C (10)	D (10)		F (05)	G (05)						

NAME & COLLEGE OF EXAMINER SIGNATURE WITH DATE NAME & COLLEGE OF EXAMINER SIGNATURE WITH DATE

1) \_\_\_\_\_ (Convenor) \_\_\_\_\_ 3) \_\_\_\_\_ (External) \_\_\_\_\_

2) \_\_\_\_\_ (Internal) \_\_\_\_\_ 4) \_\_\_\_\_ (External) \_\_\_\_\_

(87) total

MAHARASHTRA UNIVERSITY OF HEALTH SCIENCES, NASHIK

JIU's INDIAN INSTITUTE OF MEDICAL SCIENCE & RESEARCH MEDICAL COLLEGE, WARUDI

III MBBS (PART-II)

PRACTICAL EXAMINATION

SUB: PAEDIATRICS

BATCH - "C"

ATTENDANCE

Date: 09/01/2018

Day - 2

Roll No	Name of the student	Signature
23286	Patel mohammad Umar	Umar Tanveer
23287	Sabina Patel	Sabina
23288	Patel Sawal Inayat	Sawal
23289	Patel Shahina M.	shmpatel
23290	Pathan Asim Khan	Asim
23291	Patil Ruchra Harishchandra	Patil
23292	Snehal Pawar	Snehal
23293	Prashant Adhikari	Prashant
23294	Rubana Qureshi	Rubana
23295	Bushra Qureshi	Bushra
23296	Fahad Qureshi	Fahad
23297	Rakhi Piyush	Rakhi
23298	Anam Raza	Anam
23299	Rubia Raza	Rubia
23300	Reshma R. Pawade	Reshma
23301	Richa Joshi	Richa
23302	Safia Sayed	Safia
23303	Lamail Danish	Lamail
23304	Nazat Sayed	Nazat
23305	Sayed Rahim	Sayed
23306	Shahnaaz Noor	Shahnaaz
23307	Shahnila Firdous	Shahnila

Total No. of students : 22

Batch C

List of Long cases.

Date 9 Jan 2018

Paediatric Practical Exam

Day 2.

1. Global Developmental Delay
2. Aortic regurgitation in Marfan's syndrome.
3. Autoimmune disorder - SLE (rash with arthritis with hepatomegaly)
4. Anemia  $\bar{c}$  hepatomegaly
5. Congenital hypothyroidism
6. Wilson's disease (Hepatomegaly with dysarthria)
7. Severe mental retardation  $\bar{c}$  cerebral palsy
8. Lymphoma (Generalised lymphadenopathy  $\bar{c}$  hepatomegaly with anemia)
9. Rheumatic chorea  $\bar{c}$  Mitral stenosis
10. Muscular Dystrophy
11. Nephrotic Syndrome
12. Thalassaemia Major.
13. Aortic stenosis with deaf mutism.

List of short cases

Date 9.1.18

Paediatrics

Day 2  
Batch C

1. Global developmental delay for general examination & anthropometry
2. Hepatosplenomegaly for abdomen examination.
3. 40 MRCP for CNS examination
4. Rheumatic MS with chorea for CVS examination
5. Thalassaemia major for general & abdominal examination
6. Muscular dystrophy for CNS examination
7. Congenital hypothyroidism for general examination
8. Wilson's disease for general examination
9. Marfan's syndrome for general examination
10. Deaf mutism  $\bar{c}$  Aortic stenosis for CVS examination
11. Rheumatic AR for CVS examination.



**EGKJK"V! VKJKSX; FOKKU FO | KIHBJUKF'AD**  
**MAHARASHTRA UNIVERSITY OF HEALTH SCIENCES, NASHIK**  
**FNAMKSJH JKSM] EGLJQG] UKF'KD&422004** Dindori Road, Mhasrul,  
Nashik-422004

EPABX: 0253- 2539100/300, Fax: 0253 - 2531836, Ph.: 2539219  
Email: coe@muhs.ac.in Website: www.muhs.ac.in

**MKW- DKFY'NKL N-**

**POGK.K**

**,E-CH-CH-,L] ,E-MH-(U;K;OS|D'KKL\_K)]**

**IZ- IJH{AK FU;A AD**

**Dr. Kalidas D. Chavan**

M.B.B.S., M.D.(Forensic Medicine)

**Offg. Controller of Examinations**

**Ref. No. MUHS/X-1/UG/7732 /2017**

**Date: 18/11/2017**

**By Fax/Email**

**To,**  
**The Dean/Principal,**  
**JIIU'S Indian Institute of**  
**Medical Sciences & Research,**  
**Warvdi, Badnapur,, Jalna**

**Sub. :- Substitute practical appointments for Winter 2017 Practical Examination...**

**Ref. :-** Your fax/email dated -----

Sir,

Your proposal of substitute Internal Examiners / External Examiners / Change in date for conduct of practical examination is approved in entirety as mentioned below.

<b>Previous Date of Exam</b>	<b>Subject</b>	<b>Course</b>	<b>Int. / Ext. Examiner</b>	<b>Name of the examiners Proposed by College for conduct of practical examination</b>	<b>Approval by University</b>
08/01/2018 to 11/01/2018	Pediatrics	III(II) MBBS	Convener	Dr. Lalit Une	Yes.

You are hereby requested to inform all the examiners accordingly. Liability for conduct of practical examination will rest with the college only.

University practical instructions shall be brought to the notice of all concerned examiners.

Yours,

**Sd/-**

**Offg. Controller of Examinations**



महाराष्ट्र! आरोग्य विज्ञान विद्यापीठ, नाशिक  
MAHARASHTRA UNIVERSITY OF HEALTH SCIENCES, NASHIK  
FNAMKSJH JKSM] EGLJQG] UKF'KD&422004 Dindori Road, Mhasrul,  
Nashik-422004

EPABX: 0253- 2539100/300, Fax: 0253 - 2531836, Ph.: 2539219  
Email: coe@muhs.ac.in Website: www.muhs.ac.in

डॉ. कालिदास द. चव्हाण  
एम.बी.बी.एस, एम.डी., न्यायवैद्यकशास्त्राध्ये,  
प्र. परीक्षा नियंत्रक

Dr. Kalidas D. Chavan  
M.B.B.S., M.D.(Forensic Medicine)  
Offg. Controller of Examinations

Ref. No. MUHS/X-1/UG/02/2017

Date: 01/01/2018

By Fax/Email

To,  
The Dean/Principal,  
JIIU'S Indian Institute of  
Medical Sciences & Research,  
Warvdi, Badnapur,, Jalna

Sub. :- Substitute practical appointments for Winter 2017 Practical Examination...

Ref. :- Your fax/email dated -----

Sir,

Your proposal of substitute Internal Examiners / External Examiners / Change in date for conduct of practical examination is approved in entirety as mentioned below.

Previous Date of Exam	Subject	Course	Int. / Ext. Examiner	Name of the examiners Proposed by College for conduct of practical examination	Approval by University
08/01/2018 to 11/01/2018	Pediatrics	MBBS III (II)	External	Dr. Bhingare R.	Yes.

You are hereby requested to inform all the examiners accordingly. Liability for conduct of practical examination will rest with the college only.

University practical instructions shall be brought to the notice of all concerned examiners.

Yours,

Offg. Controller of Examinations



**Third M.B.B.S. (Part – II) Examination, Winter 2017  
PAEDIATRICS**

Total Duration : Section A + B + C = 2½ Hours

Section B & C Marks : 26

**SECTION – B and SECTION – C**

- Instructions:**
- 1) Use **blue/black** ball point pen only.
  - 2) **Do not** write anything on the **blank portion of the question paper**. If written anything, such type of act will be considered as an attempt to resort to unfair means.
  - 3) **All questions are compulsory.**
  - 4) The number to the **right** indicates **full marks**.
  - 5) Draw diagrams **wherever necessary**.
  - 6) Distribution of syllabus in Question Paper is only meant to cover entire syllabus within the stipulated frame. The Question Paper pattern is a mere guideline. Questions can be asked from any paper's syllabus into any question paper. Students cannot claim that the Question is out of syllabus. As it is only for the placement sake, the distribution has been done.
  - 7) Use common answerbook for Section B and C.

**SECTION – B SAQ (12 Marks)**

2. Short answer question (**any three** out of five) :

**(3×4=12)**

- a) Vitamin D deficiency.
- b) Management of anaphylaxis.
- c) Viral hepatitis.
- d) Rights of children.
- e) Warm chain.

**SECTION – C LAQ (14 Marks)**

3. Long answer question :

**(1×7=7)**

Enumerate all the crises in sickle cell disease. Give the management of vaso-occlusive crisis.

4. Long answer question :

**(1×7=7)**

Define hematuria. Give clinical features, laboratory findings and management of Acute Post streptococcal Glomerulonephritis.

08-09/01/2018

Dept. of OBGY

**Long case (Obst.)**

Sr.No.	Patients Name	Diagnosis
1	Archana Rameshwar Wankhede	G2P1 with polyhydroamnios
2	Tasleem Shaikh Jaker	3 <sup>rd</sup> gravid oligohydroamnios
3	Rizwana Shah	G3P2 previous LSCS 36 weeks
4	Pooja Sonawane	Primi Gravida with breech presentation 37 weeks
5	Anita Ambhore	Primi 26 weeks with severe IUGI
6	Sandhya Kanka	Post operative CS 2 <sup>nd</sup> day
7	Sheikh Sana	G3P2 preterm labour
8	Sheikh Tabassum	3 <sup>rd</sup> Gravida previous 2 LSCS at term
9	Sheikh Sumaiyya	Gravid 2 ANC with anemia
10	Devika Kolhe	G2P1 PTL
11	Urmila Kalse	G5P2 with RPL
12	Sultana Bee	G3P2 full term with previous 2 LSCS
13	Afreen kazi	Primi Gravida threatened abortion
14	Jyoti Nagre	G4P1 L1A2 oligohydroamnios
15	Sheikh Ishrath	Primi gravida PTL



DR. ASHWINI K. PATIL  
M.D., D.C.C.  
Fwd. & H.O.D., OBGY

Gyn short case

8/1/2018 ✓  
9/1/2018

1. Puberty menorrhagia
2. Senile vaginitis / secondary infection
3. Secondary infertility / endometriosis
4. Mucus polyp (endocervical polyp)
5. Obstetric Fistula (VVF)
6. Metropathia / Endometrial Hyperplasia
7. Genital Koch's
8. Primary infertility / PCOS
9. Hirsutism / PCOS
10. Carcinoma cervix
11. UV prolapsed / SUI / Decubitus ulcer
12. Carcinoma ex
13. Carcinoma Ovary
14. Dermoid cyst / ovarian teratoma
15. PCOS (Married)
16. Primary amnion / ionerosate flumes / transverse vag-septum
17. Postmenopausal syndrome with urogenital symptoms of atrophy
18. Carcinoma endometrium / cervical cancer syndrome
19. Acute PID
20. Adolescent PCOS
21. Carcinoma CX-
22. Young women with UV prolapse.
23. Adenomyosis
24. Ruptured ectopic
25. Fibroid uterus
26. Carcinoma endometrium



DR. B. S. SHARMA  
M.D., D.O.  
F.R.C.S. (GYN) & H.O.D., G.M.H.

## Orthopedics

### Short Cases

Sr. No.	Name of Patient	Age	Sex	IPD No.	Diagnosis
01	Patole Maltabee	60	Female	1801046030	Left malunated colles fracture
02	Harshid Rukhmanibae	60	Female	1801086561	Lumbar canal stenosis with foot drop
03	Shaikh Irfaan	30	Male	1801086442	Chronic osteomyelitie left tibia
04	Yogesh Kad	20	Male	1801086666	Osteochondrome left knee
05	Ram Rao	45	Male	1801086590	Intertrochantric Fracture left hip
06	Sayyed Rabiya	50	Female	1801086604	Intertrochantric Fracture left hip
07	Kachru Wanar	65	Male	1801086904	Transcervical fracture neck femer right hip
08	Salunke Sunita	60	Female	1801086777	Transcervical fracture neck femer left hip
09	Shaikh Riyaz	45	Male	1801086744	Chronic osteo myelitis
10	Mohd. Aleem	40	Male	180186654	Mal united lower end radius right

JTIU'S JIMSR, WARUDS.

## General surgery

Long cases

dt = 9/1/18

Sr.no	Name	Sex/age	Diagnosis	Reg. no
1	ANUSAYA BAI GAIKWAD	65/F	EPIGASTRIC HERNIA	1801047027
2.	RAMKAUR SHINDE	70/F	RIGHT CARCINOMA BREAST	1801047234
3.	SHAIKH SALIMA	60/ F	LEFT CARCINOMA BREAST	1801047768
4	BANSI M. UNHEDA	55/M	MULTI NODULAR GOITER	1801047993
5	ABDUL REHAN	65/M	RIGHT INGUINAL HERNIA	1801047156
6	PAWAR SANDU	45/M	LEFT INGUINAL HERNIA WITH BPH	1801047002
7	SHAIKH NAWAZ	30/M	RECURRENT EPIGASTRIC HERNIA	1801047673
8	ZUBAIR KHAN	78/M	LEFT INGUINAL HERNIA WITH BPH	1801047099
9	NAGEWE KRISHNA	53/M	LEFT INGUINAL HERNIA WITH COPD	1801047101
10	RAMESHWER MHASKE	36/M	VARICORSE VEINS	1801047998
11	SHANTA BAI GAIKWAD	66/F	RIGHT CARCINOMA BREAST	1801047042
12	PRAYAG BAI SONTAKKE	67/F	MULTI NODULAR GOITER	1801047010
13	RADHA BAI JAIN	69/F	LUMP IN ABDOMEN	1801047197
14.	KALE LAXMAN	44/M	RIGHT PAROTID SWELLING	1801047137
15	SHAIKH RASHEED	56/M	RIGHT INGUINAL HERNIA WITH COPD	1801047339

D. Ashraf

U. B. B. B.  
DR. S. S. S. S. S.  
9/1/18

JJLU'S JJMSR, WARUDI.

## General surgery

### SHORT CASES

Sr .no	Name	Sex/age	Diagnosis	Reg . no
1	SHASHIKALA KALE	25/F	LIPOMA ON BACK	1801047133
2.	SHAIKH NILOFER	27/F	FIBROADENOMA BREAST	1801047244
3.	SHARDA BHISE	24/ F	FIBROADENOMA BREAST	1801047789
4	RENUKA LAHANE	30/F	DERMOID CYST	1801046110
5	KHAN SULTANA	29/F	HAEMANGIOMA OVER BACK	1801046112
6	PAWAR DNANESHWER	45/M	LEFT HYDROCELE	1801047009
7	ABHISHEKH MISAL	13/M	CERVICAL LYMPHADENOPATHY	1801047615
8	SOLUNKE BHUJANG	52/M	UMBILICAL HERNIA	1801047104
9	DHAKE KADUBA	56/M	MULTIPLE DEMOID CYST	1801047108
10	SHAIKH ASLAM	36/M	LEFT AXILLARY LYMPHADENOPATHY	1801050023
11	SADASHIV RATHOD	33/F	GAENACOMASTIA	1801050123
12	SYED NAVEED	13/M	FLUID HERINA	1801050331
13	RIZWANA SHAH	37/F	LEG ULCER	1801050234
14.	ASALKER BABURAO	44/M	CERVICAL LYMPHADENOPATHY	1801050999
15	SHAIKH SALEEM	56/M	HAEMANGIOMA OVER BACK	1801050126

D. Ashwade

Uband  
DR. S. K. S. OBARDI  
9/1/18

JIU's Indian Institute of Medical Sciences  
Research Journal.

**Medicine**

Date - 09/09/2013

Long cases

Sr.no	Name	Sex/age	Diagnosis	Reg. no
1	Ravindra Late	47/male	Ascitis	1801097013
2.	Samina Pathan	/female	CRHD	1711300026
3.	Akbar Qureshi	40/Male	COPD	1801040146
4	Rahmat Khan	45/Male	CKD with HTN with IHD with Ascitis	1801010176
5	Usman Qureshi	38/Male	RHD with AF	1712277017
6	Omkar Sha	35/Male	Kochs right upper zone mid zone consolidation	1801020383
7	Jajabai Maid	49/Female	CRHD with MS	172260726
8	Ganesh Bhalerao	52/Male	COPD	1801050667
9	Subhdrabai Shinde	58/Female	DM with STN with right sided hemiparesis	1712260323
10	Chandra Bgagbai shinde	65/female	As Degenerative Aortic Stenosis	1801050384
11	Nikam Sunil	68/Male	Hepatosplenomegaly CML	1801070024

**Medicine**

SHORT CASES

Sr.no	Name	Sex/age	Diagnosis	Reg. no
1	Anjum Pathan	45/Female	Iron Decencies Anemia	1801020644
2.	Jayprakash Patil	55/Male	Parkinson disorder	1801081009
3.	Kanatabai Dahiwal	62/Female	Parkinson disorder	
4	Limbaji	58/Male	COPD	1712260088
5	Rukhmanibai Dhage	60/Female	Left sided hemiplegia	1801060510
6	Manjulabai Khalekar	57/Female	AF with dilated LA & RA	1712190502
7	Sarabai Palaskar	56/Female	Anemia	1712260304
8	Parande S0mnath	62/Male	Left sided hemiparesis	1712270033

*Dr. Sunil Nikam*

9	Subhadrabai Kawale	53/Female	CRHD with MS	1712300494
10	Sher Khan	58/Male	Asthma	1801090772
11	Padmabai Shungare	55/Female	Anemia	1712260088
12	Savita Kamble	52/Female	Iron Decencies Anemia	1801090187

*Shri  
Datta*

*Tendun*




DECLARATION

(Regarding Conflict of Interest)

I Prof./ Dr. T. RAJ KUMAR., s/o N. Thambirajan,  
r/o SD/2 Narayana Sany Nayan. Srinanthy <sup>Coimbatore</sup>, currently working as  
Prof & HOD, of Medicine, Govt Medical College, <sup>Pal Hospital Coimbatore</sup> do hereby solemnly  
declare and state in my capacity as the Assessor appointed for the  
verification of physical infrastructure, human resources, clinical  
material etc. as per the Regulation of Medical Council of India of  
the Indian Institute of Medical Science & Research <sup>JALNA, MAHARASHTRA</sup>  
Medical College/ Institution located  
at [Place/District/State] that I have no financial or other interest  
directly or indirectly involved in this College as well as neither  
me nor any of my close relative is associated with this college  
which is under the regulatory process this year.

(Signed)



DR. T. RAJ KUMAR

Date: 7/1/2018

Place: Coimbatore

DECLARATION

(Regarding Conflict of Interest)

I Prof./ Dr. D. ABHIVARDHAN, s/o D. VENKATESWARLU,  
r/o KAKINA'DA, currently working as  
PROFESSOR SURGERY, do hereby solemnly  
declare and state in my capacity as the Assessor appointed for the  
verification of physical infrastructure, human resources, clinical  
material etc. as per the Regulation of Medical Council of India of  
the J.J.S. INDIAN INSTITUTE Medical College/ Institution located  
JALNA, Maharashtra  
at [Place/District/State] that I have no financial or other interest  
directly or indirectly involved in this College as well as neither  
me nor any of my close relative is associated with this college  
which is under the regulatory process this year.

D. Abhivardhan  
(Signed)

Date: 7.1.18

Place: Kakina'da

**MEDICAL COUNCIL OF INDIA**  
**ASSESSMENT FORM FOR 100 ADMISSIONS REPORT**

**Part A-I (2018-19)**  
(to be filled by the Institution)

**1.1 Type of Assessment**

U/S 10A - Regular/Compliance: Letter of Permission ( ), 1<sup>st</sup> renewal ( ), 2<sup>nd</sup> renewal ( ), 3<sup>rd</sup> renewal ( ), 4<sup>th</sup> renewal ( )

U/S 10A - Increase Admission Capacity: Regular / Compliance: Letter of Permission ( ), 1<sup>st</sup> renewal ( ), 2<sup>nd</sup> renewal ( ), 3<sup>rd</sup> renewal ( ), 4<sup>th</sup> renewal ( )

**U/S 11: Recognition: Regular**


U/S 19 Continuation of Recognition: Regular / Compliance

Any Other: \_\_\_\_\_

**Note:**

1. All rows/columns must be filled
2. 'Not applicable' should be clearly written wherever a required information is not relevant
3. All pages of the A-I are to be signed by Dean/Principal/Director

Date: 08/12/2017

  
Signature with stamp Dean/Principal/Director

Name of the Institution : JIIU's Indian Institute of Medical Science and Research  
Address of the College : Warudi, Tq- Badnapur, Dist. Jalna, 431202 (M.S.)  
Address of the Hospital : "Noor Hospital", Warudi, Tq. Badnapur, Dist. Jalna  
Telephone No. : 02482 – 222515  
: 02567 - 252020  
E-mail : iimsr11@gmail.com  
Fax : 02482- 222515, 02567-252020  
Website : www.iimsr.co.in  
Management : Charitable Trust  
Regn. No. of Society/Trust/Company : B-139  
Consent/Affiliation from University : Maharashtra University of Health Sciences, Nashik / Code 1407  
Period of Validity : Academic Year 2017 - 18  
No. of seats as per Essentiality Certificate : 100  
Period of Validity : Valid for three years  
Last Assessment Date : 05<sup>th</sup> & 06 October 2016

Date: 08/12/2017

  
Signature with stamp Dean/Principal/Director

## 1.2

- (a) Location: The applicant college is located in **Warudi** (village) of **Badnapur** Taluka **Jalna** district of **Maharashtra** state.
- (b) The College has following plots of land:

Plot #	Survey #	Place	Area (H. R.)	Remarks if any
<u>Name:</u>	Sub Div. Sr. No.			
Haji Ilyas Suleman Nazar	52	Warudi	1.61.00.00	
on behalf of Jamia Islamia	53	(village)	1.18.00.00	
Isha'tul Uloom, Akkalkuwa,	54	Tq. Badnapur,	1.94.00.00	
Dist. Nandurbar.	55	Dist. Jalna	3.07.00.00	
	57		2.40.00.00	
		<b>Total</b>	<b>10.19.99.99</b>	<b>25.20 Acres</b>

- (c) The campus is unitary : **Yes**

1.3 **Building Plan approval from the competent authority:** Town Planning Office, Jalna. Date of approval (**Copy enclosed**)

1.4 **Buildings:**

**College:** 38000 Sq. mt The medical college occupies a **G + 4 storied building**

**Hospital (Including OPD):** 34532 Sq. mt The hospital is located in a separate building. **Yes**

Date: 08/12/17

Signature with stamp Dean/Principal/Director

OPD block is part of the hospital building in a G + 1 storied separate OPD block connected by a corridor with the hospital building. Space is adequate for all teaching activities in all the departments and also for central facilities. Total floor area available is: 10324 sq mts.

Hostel and Residential complex : 30662 Sq. Meter

1.5 Building use/occupancy certificate: Approved by Town Planing Office, Jalna order no.112/11 dated 24/08/2011

1.6 Nearest Commercial Airport: Aurangabad Airport 22 Km. Travelling time required 25 Minutes

1.7 Nearest Major Railway Station: Jalna Railway Station 21 Km. 45 Minutes

1.7 (a) Nearest major city is: Aurangabad, Distance in Km 27 Travelling time required 35 Minutes

1.8 Water Supply: Through Municipal/Bore wells: Through Own source a large well connected through GI pipes 6 inch. to college located under dam in somthana village 7 km. from the college is main source, in addition duck well and bore well within the campus provide water. They are perennial sources with a capacity to provide around 5 lacs litter of water per day. (Copy enclosed) (Annexure)

1.9 Electric supply: Sanctioned Load - KVA: Express feeder available Load of 500 KVA.

1.10 Generators: Available/Not available,  
Available load - KVA

Available nos. 3, Available load 125 KVA + 250 KVA

*Deekhan*

Date: 08/12/17

Signature with stamp Dean/Principal/Director

1.11 Drainage & sewage disposal: CTF / SELF as per norms letter from competent authority enclosed.

1.12 Working Hours:

1. OPD Timings: 09:00 am to 01:30 pm & 02:30 pm to 04:30 pm
2. College Timing: 09:00 am to 05:00 pm
3. Library Timing: 09: 00 am to 03:00 pm & 03:00 pm to 09:00 pm

1.13 Annual Budget: College

(Rs. In Lakhs)

Year	Current Financial Year		Previous financial year As per Audited report	
	College	Hospital	College	Hospital
Salary				
- Doctors	314	452	259.2	440.8
- Resident Doctors	98	370	91.8	361.8
- Other Staff	100	212	95	205
Technical Training	13	15	10	8
Library & Education	32	12	30	10
Maintenance	10	17	8	15
Contingencies	42	80	37	80
Others	7	10	3	4.5
<b>Total</b>	<b>617</b>	<b>1156</b>	<b>534</b>	<b>1125.1</b>

Date: 08/12/17

  
Signature with stamp Dean/Principal/Director

**1.14 Paramedical Staff (Nos.) Give details of technicians department wise**

Department	Technician	Assistant	Attendant	Other
Radiology	08	04	--	04
General Medicine	01	01	02	04
Pediatrics	01	01	02	03
OT	04	--	04	05
Anesthesia	08	--	--	03
Blood Bank	06	--	06	08
Labour Room	02	--	03	03
Emergency Room	--	--	06	08
CSSD	08	08	08	04
Mortuary	--	01	02	--
Laundry	--	--	03	03
Electrical	02	03	--	--
Housekeeping	--	03	03	--
Psychiatry	01	--	01	01
Biomedical Waste Man.	On MOU	--	02	01
Pharmacy	--	--	02	04 (Pharmacist)
ENT	01	01	01	01
Orthopedics	01	01	01	01
Ophthalmology	02	01	01	01
TB & Chest	01	01	01	01

Date: 08/12/17

  
Signature with stamp Dean/Principal/Director




General Surgery	01	01	04	04
Anatomy	01	--	04	04
Biochemistry	02	01	02	03
Physiology	01	--	02	01
Microbiology	07	02	02	01
Pathology	04	02	04	02
Forensic Medicine	02	02	04	02
Community Medicine	01	--	02	03
Pharmacology	--	02	02	02
UHC	01	--	01	05
RHC	01	--	02	04

1.15 Nursing staff available:

Category	No of Beds	
	Required Nos.	Available Nos.
Staff Nurses	203	203
Sister Incharge	33	33
ANS	07	07
DNS	03	03
Nursing Suptd.	01	01
<b>Total</b>	<b>247</b>	<b>247</b>

Date: 08/12/17

  
Signature with stamp Dean/Principal/Director

**1.16 Medical Education Unit (MEU):**

Available as per regulations : Yes

Name of the MEU coordinator : **Dr. Azhar Ahmed Siddiqui; Prof. & Head, Department of Anatomy**

Details of affiliated faculty :

01	<b>Dr. Amarnath B. Solepure</b>	Dean & Chairman
02	<b>Dr. Azhar Ahmed Siddiqui;</b> Professor & Head, Dept. of Anatomy	Coordinator
03	<b>Dr. Lalit Une</b> Professor & Head, Dept. of Pediatrics	Co-Coordinator
04	<b>Dr. Imran N. Khan;</b> Professor & Head, Dept. of Pharmacology	Member
05	<b>Dr. Tooba Fatima,</b> Professor, Dept. of Pathology	Member
06	<b>Dr. Anand S. Patil</b> Associate Professor, Dept. of Pathology	Member
07	<b>Dr. Badar Azhar Daimi;</b> Associate Professor, Dept. of Physiology	Member
08	<b>Dr. Zuberi Hussain Riyaz;</b> Associate Professor, Dept. of Anatomy	Member
09	<b>Dr. Santosh Kotgire,</b> Associate Professor, Dept. of Microbiology	Member

Date: 08/12/17

Signature with stamp Dean/Principal/Director



10	<b>Dr. Syed Qaiseruddin</b> Associate Professor, Dept. of General Surgery	Member
11	<b>Dr. Gawali P.S.</b> Associate Professor, Dept. of General Medicine	Member
12	<b>Dr. Ajay Chandrakapure,</b> Associate Professor, Dept. of Pharmacology	Member
13	<b>Dr. Hina Kausar,</b> Associate Professor of Community Medicine Department	Member
14	Dr. Mohd. Abdul Mateen Associate Professor of FMT	Member
15	Dr. Ishrath Fatima Assistant Professor of OBGY	Member


Details of the Orientation programme and Basic Course Workshop undergone by MEU}:

**Coordinator Dr. Azhar Ahemad Siddiqui :** Workshop in MET March 2002  
Workshop in MET October 2002  
Workshop (Level - II) July 2009  
Basic Course in MET February 2014  
ATCOM December 2015  
Revised Basic Course Workshop September 2016 (Conducted)

Name of the MCI Regional Centre where above training has been undertaken : MCI Nodal Center for National Faculty Development J.N.M.C., Sawangi, Meghe (Wardha)

Date/s of the above workshops : 20<sup>th</sup> February 2014 to 22<sup>nd</sup> February 2014  
07<sup>th</sup> September 2015 to 10<sup>th</sup> September 2015  
03<sup>rd</sup> December 2015 (ATCOM)  
13<sup>th</sup> July 2016 to 16<sup>th</sup> July 2016

Date: 08/12/17

  
Signature with stamp Dean/Principal/Director

Details & Duration of Workshops in Medical Education Technology conducted by MEU:

**Revised Basic Course in MET conducted by MCI Nodal Center for faculty development, JNMC, Sawangi, Meghe Wardha & MEU, JIU's Indian Institute of Medical Science & Research, Warudi, Tq. Badnapur, Dist. Jalna at this institute from 21<sup>st</sup> September 2016 to 23<sup>rd</sup> September 2016.**

**Dr. Abhishek Ingole from JNMC Wardha was the MCI observer for this workshop: (Summary attached)  
Dr. Satish Goyal from Vivekananda Hospital Jalna was the MMC observer for this workshop.**

Details of faculty who have undergone basic course workshop in *Medical Education Technology* at the allocated MCI Regional Centre  
**29 faculties from IIMSR, Warudi have undergone Revised Basic Course Workshop in MET (List enclosed)**

Feedback evaluation of workshops and action taken reports on the basis of feedback obtained:  
**Feedback sent to MCI Nodal Centre, JNMC Wardha response awaited**

#### 1.17 Continuing Medical Education: (Information not required for LOP inspection)


Details of CMEs/Workshop organized by the college held in the past 1 year:

Research Methodology Workshops conducted: 02      Delegates trained: 102

Multispecialty CME's conducted: 02                      Delegates trained: 99

College CME's:      48

Date: 08/12/17

  
Signature with stamp Dean/Principal/Director

Details of the credit hours awarded for the past one year (Details/comments in annexure): 16 Credit Points

**1.18 College Council: (Information not required for LOP inspection)**

- Name, designation, contact no. and address of the President & Secretary.

**1) President**

Maulana Gulam Md. Ismail Randeria,  
Contact No. (02567) 252256, Mob.No. 0942390522,  
Jamia Staff Quarters, Akkalkuwa - 425 415,  
Dist. Nandurbar.

**2) Secretary,**

Haji Ibrahim Kunda,  
Contact No. (02567) 252256, Mob.No. 09909010626,  
Jamia Islamia Isha'tul Uloom, Akkalkuwa - 425 415,  
Dist. Nandurbar.

- Composition of the Council (HODs as members & Dean as chairperson) Yes
- No. of times the College Council meets per year (min 4) : 06 Till to date.
- Action taken report on College Council Meetings (details / comments in annexure II)

**1.19 PG Course: If the college is running PG Course; Please mention the intake of PG Seats subject wise Not Applicable**

Name of the Course	Recognition status	Number Permitted	Number admitted last year

**1.20 Clinical Material**

Item	Daily average ( of last 12 months) provided by institute
O.P.D. attendance (At the end of OPD timing)	948
Casualty attendance (24 hrs. data)	52

Date: 08/12/17




Signature with stamp Dean/Principal/Director

No of admissions	69	
No. of discharges	62	
<b>Bed occupancy:</b>		
No. of Beds occupied	417	
No. of Beds required	470	
Bed occupancy%	88.72%	
<b><u>Operative Work</u></b>		
No, of major surgical operations	26	
No. of minor surgical operations	36	
No. of normal deliveries	02	
No. of caesarian sections	01	
<b><u>Radiological Investigations</u></b>	<b>O.P.D</b>	<b>I.P.D</b>
<b><u>X-ray</u></b>	167	30
Ultrasonography	69	18
<b><u>Barium, IVP etc</u></b>	11	02
<b><u>CT Scan</u></b>	04	01

<b><u>Laboratory Investigations No of Tests</u></b>	<b>OPD</b>	<b>IPD</b>
Biochemistry	574	407

Date: 08/12/17

  
Signature with stamp Dean/Principal/Director

Microbiology	28	18
Serology	185	102
Haematology	2267	1291
Clinical Pathology	521	300
Histopathology	04	14
<u>Cytopathology</u>	16	06
<u>Others</u>		
<b>Any other</b>	<b>59</b>	<b>51</b>

**1.21 College Website:** (to be updated every month with no & date) [iimsr.net](http://iimsr.net)

Sr. No.	Details of information	Provided or not (with no & date)
1	Details of Dean/Principal and Medical Superintendent Including their name, qualification complete address with telephone and STD code, fax and E-mail	Yes
2	Teaching staff, Resident doctors, non-teaching staff, Technical staff, Nursing staff, (a) department & designation wise with joining date (b) Unit wise faculty & resident list	Yes
3	Details of the affiliated university and its Vice-Chancellor & Registrars	Yes
4	Citizen Charter	Yes
5	List of students admitted merit-wise category-wise (UG &PG) for the current and previous year	Yes
6	Result of all the examinations of last none year	Yes
7	Details of members of the Anti-Ragging Committee Members with contact details including landline Ph. mobile, email etc..	Yes
8	Details of members of the Gender Harassment Committee with contact details including land line, phone, mobile email etc...	Yes

Date: 09/12/17

Signature with stamp Dean/Principal/Director


9	Toll free number to report ragging.	Yes 180030000677
10	Details of the sanctioned intake capacity of various courses UG as well as PGs by the MCI (with the scan copies of permission letter)	Yes
11	Any research publication during last one year	Yes
12	Details of any CME programmes, conferences and/or any academic activities conducted by the institution.	Yes
13	Details of any awards and achievements received by the students or faculty	Yes
14	Detailed status of recognition of all the courses (With the scan copies of permission letter)	Yes
15	Details of clinical material in the hospital	Yes
16	Unit/ dept. wise beds distribution	Yes

**Undertaking: To be given the Dean/Principal of the Institute**

I, hereby by given an undertaking that,

- (i) The college will admit students only after obtaining the permission from Central Govt.
- (ii) In the event of this declaration turning out to be either incorrect or any part of this declaration subsequently turning out to be incorrect or false, it is understood and accepted that the undersigned shall be responsible for any such misdeclaration or misstatement.
- (iii) In case, the declaration made by me is found to be false in any material point then necessary Civil/Criminal proceedings, including prosecution under Section 199 of the Indian Penal Code, 1860, may be initiated against me by the Competent Authority.
- (iv) The college has obtained all requisite statutory approvals

Date: 08/12/17

  
Signature with stamp Dean/Principal/Director




- (v) The college has fulfilled all requirements as pre the applicable Minimum Standard Requirement for the Medical College Regulations, 1999
- (vi) The mandatory requirements laid down by the Persons with Disabilities Act are met by the college.

Signature with stamp



Dean/Principal/Director

Signatures of the Coordinator/ Assessors:



Date: 03/12/17

Signature with stamp Dean/Principal/Director

**MEDICAL COUNCIL OF INDIA**  
**ASSESSMENT FORM FOR 100 ADMISSIONS REPORT**

Part A-II (2018-19)  
 (to be filled by the Assessors)

D2/147908/17  
 11/12/17

**1.1 Type of Assessment**

U/S 10A-regular/compliance: Letter of Permission ( ), 1<sup>st</sup> renewal ( ), 2<sup>nd</sup> renewal ( ), 3<sup>rd</sup> renewal ( ), 4<sup>th</sup> renewal ( )

U/S 10A- Increase Admission Capacity: Regular / Compliance: Letter of Permission ( ), 1<sup>st</sup> renewal ( ), 2<sup>nd</sup> renewal ( ), 3<sup>rd</sup> renewal ( ), 4<sup>th</sup> renewal ( )

**U/S 11-Recognition - Regular**

Continuation of Recognition - Regular / Compliance

Any Other: \_\_\_\_\_

Name of the Institution	:	Indian Institute of Medical Science and Research		
Address	:	Warudi, Tq- Badnapur 431 202, Dist-Jalna, (M.S.)		
Telephone No.	:	02482 – 222515 / 02567 - 252020		
E-mail	:	iimsr11@gmail.com, jamiaakkalkuwa@gmail.com		
College Website:	:	www.iimsr.co.in		
Council letter no. & Date	:	MCI-34(41)(UG)(R-67)/2017-18-Med./ Date 03.10.2016		
Assessment Date	:	07 <sup>th</sup> & 08 <sup>th</sup> December 2017	Last Assessment Date:	05 <sup>th</sup> & 06 <sup>th</sup> October 2016
PG Courses	:	Not Applicable		

Signature of the Assessors

*[Handwritten Signatures]*  
 8/12/17

Date 8/12/17

Signature of Dean/Principal & Date

*[Handwritten Signature]*

**Particulars of Assessors**

Name of the Assessors	Correspondence Address	Phone # Off./ Res./ (Mobile)	Email
Dr. Manik Chatterjee; (Co-ordinator)	Professor, Deptt. of Anatomy, Pt. JNM Medical College, Raipur Chhattisgarh	09425214257	<a href="mailto:manikchatterjee58@yahoo.com">manikchatterjee58@yahoo.com</a>
Dr. Arun Kumar Dey;	Professor, Deptt. of Pediatrics, Midnapore Medical College, Midnapore, West Bengal	09339772266	arunkrde@rediffmail.com
Dr. Elmy Samsun Rasul	Professor, Deptt. of Microbiology, Fakhruddin Ali Ahmed Medical College, Barpeta, Assam	09864065956	elmyrasul@yahoo.com

**1.2 The College has following plots of land:**

The campus is.	Unitary
Building Plan approval from the competent authority	Name: Town Planning Jalna No.: 1062 Date: 10.08.2011
Building use/occupancy certificate from the competent authority	Name: Gram Panchayat Warudi, No.: 08 Date: 03.11.2011

**1.3 Dean:** Dr. A.B. Solepure, MD Physiology FCPS with 33 years of teaching experience and 25 years of administrative experience. He is also holding the post of Professor in the Department of Physiology

Dean Office is located in **Ground Floor** of the college building along with the administrative block. Adequate space (as per MSR guidelines by MCI) and other required facilities (as given in the table below) are provided/not provided to the administrative staff.

Office Space Requirement	Requirements Space (mts)	Available

Signature of the Assessors

Date


Signature of Dean/Principal &amp; Date

Dean/Principal	36	58 Sq.mts.
Staff Room	54	54 Sq.mts.
College Council Room	80	101 Sq.mts.

**1.4 Medical Education Unit (MEU):**

Available as per regulations	:	Yes
Name of the MEU coordinator	:	<b>Dr. Azhar Ahmed Siddiqui;</b> Prof. & Head, Anatomy
Name, Designation & Experience of affiliated faculty	:	<p>1) <b>Dr. A.B. Solepure</b> Dean &amp; Chairman</p> <p>2) <b>Dr. Azhar Ahmed Siddiqui;</b> Prof. &amp; Head, Anatomy</p> <p>3) <b>Dr. Lalit Une</b> Prof. &amp; Head, Pediatrics</p> <p>4) <b>Dr. Imran Nawaz Khan;</b> Professor &amp; Head, Pharmacology</p> <p>5) <b>Dr. Tooba Fatima;</b> Professor of Pathology</p> <p>6) <b>Dr. Anand S. Patil</b> Associate Professor, Pathology</p> <p>7) <b>Dr. Syed Badar Azhar Daimi;</b> Associate Professor, Physiology</p> <p>8) <b>Dr. Zuberi Hussain Riyaz;</b> Associate Professor, Anatomy</p>

Signature of the Assessors



8/12/17  
Signature of Assessor


Date

Signature of Dean/Principal & Date



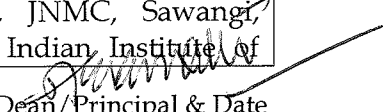
	<p>9) <b>Dr. Santosh Kotgire;</b> Associate Professor, Microbiology</p> <p>10) <b>Dr. Syed Qaiseruddin</b> Associate Professor, General Surgery</p> <p>11) <b>Dr. Gawali P.S.</b> Associate Professor, General Medicine</p> <p>12) <b>Dr. Ajay Chandrakapure</b> Associate Professor of Pharmacology</p> <p>13) <b>Dr. Hina Kausar</b> Associate Professor of Community Medicine</p> <p>14) <b>Dr. Mohd. Abdul Mateen</b> Associate Professor of FMT</p> <p>15) <b>Dr. Ishrath Fatima</b> Assistant Professor of OBGY</p>
Name of the MCI Regional / Nodal Centre where above training has been undertaken	: MCI Nodal Centre for National Faculty Development, Jawaharlal Nehru Medical College, Sawangi (Meghe) Wardha
Details of the Orientation programme and Basic Course Workshop undergone by MEU (No. of programmes organized during Academic year, No. of People attended, proceedings (to be verified at the time of assessment))	: <ul style="list-style-type: none"> <li>1) Basic Course Workshop in MET</li> <li>2) Basic Course Workshop in MET</li> <li>3) ATCOM Sensitization</li> <li>4) Revised Basic Course Workshop in MET</li> </ul>
Date/s of the above workshops	: <ul style="list-style-type: none"> <li>1) 20<sup>th</sup> February 2014 to 22<sup>nd</sup> February 2014</li> <li>2) 07<sup>th</sup> September 2015 to 10<sup>th</sup> September 2015</li> <li>3) 03<sup>rd</sup> December 2015 (ATCOM)</li> <li>4) 13<sup>th</sup> July 2016 to 16<sup>th</sup> July 2016</li> </ul>
Details & Duration of Workshops in Medical Education Technology conducted by MEU	: Revised Basic Course in MET conducted by MCI Nodal Center for faculty development, JNMC, Sawangi, Meghe Wardha & MEU, JIU's Indian Institute of

Signature of the Assessors



Date

Signature of Dean/Principal &amp; Date




		Medical Science & Research, Warudi, Tq. Badnapur, Dist. Jalna at this institute from 21 <sup>st</sup> September 2016 to 23 <sup>rd</sup> September 2016.
Details of faculty who have undergone revised basic course workshop in <i>Medical Education Technology</i> at the allocated MCI Regional/Nodal Centre	:	<b>29 Faculties of JIIU's IIMSR, Warudi, (List attached)</b>
Details of faculty who have undergone advanced course workshop in <i>Medical Education Technology</i> at the allocated MCI Regional/Nodal Centre		<p><b>01) Dr. Azhar Ahmed Siddiqui;</b> Prof. &amp; Head, Dept. of Anatomy</p> <p><b>02) Dr. Syed Badar Azhar Daimi;</b> Asso. Prof., Dept. of Physiology</p> <p><b>03) Dr. Zuberi Hussain Riyaz;</b> Asso. Prof., Dept. of Anatomy</p> <p><b>Registered in August 2016</b></p>
Feedback evaluation of workshops and action taken reports on the basis of feedback obtained	:	Feedback sent to MCI Nodal Centre, JNMC Wardha response awaited <b>(Copy attached)</b>


**1.5 Continuing Medical Education:**

No and Details of CMEs/workshop organized by the college held in the past 1 year	:	<p><b>Research Methodology Workshops conducted:</b> 02</p> <p><b>Delegates trained: 102</b></p> <ul style="list-style-type: none"> <li>• <b>Multispecialty CME's conducted: 03</b></li> <li>• <b>Delegates trained: 99</b></li> <li>• <b>College CME's: 48 (All staff members)</b></li> </ul>
--	---	---

Signature of the Assessors

 Date

Signature of Dean/Principal & Date



Details of the credit hours awarded for the past one year	16 Credit Hours awarded by MMC Mumbai in the last one year
---	--

**1.6 College Council:**

Name, designation, contact no. and address of the President & Secretary.	: 1) President Maulana Gulam Md. Ismail Randera, Contact No. (02567) 252256, Mob.No. 0942390522, Jamia Staff Quarters, Akkalkuwa - 425 415, Dist. Nandurbar. 2) Secretary, Haji Ibrahim Kunda, Contact No. (02567) 252256, Mob.No. 09909010626, Jamia Islamia Isha'tul Uloom, Akkalkuwa - 425 415, Dist. Nandurbar.
Composition of the Council (HODs as members & Principal / Dean as chairperson)	Dean - Chairman Members - All department's HOD, Medical Supdt. , Nursing Supdt., A.O.
No. of times the College Council meets per year (min 4) :	06 Till to date (Academic year 2016 - 17)
Details of college Council meetings where students Welfare was discussed and Action taken report	06 Till to date (Academic year 2016 - 17)

**1.7 Pharmacovigilance Committee:**

Present

No of meeting in the previous years:

02

Signature of the Assessors





Date

Signature of Dean/Principal & Date



## 1.8 Examination Hall

Requirement	Available
No. - 1	01
Area: 250 Sq. Mt.	Available
Capacity: 250	Available

## 1.9 Lecture Theatres:

	Medical college		Hospital		Comments
	Req.	Available	Req.	Available	
Number	04	04	01	01	
Capacity	120	132	150	200	
Type (Gallery)	Yes		Yes		
A.V. Aids	Yes		Yes		

## 1.10 Library

Air Conditioned : Yes  
 Working hours :  
 a. Stack Room : 09:00 am to 06:00 pm  
 b. Reading room : 09:00 am to 09:00 pm

Signature of the Assessors



Date

Signature of Dean/Principal &amp; Date





	Required	Available	Remarks
Area	1600 Sq. Mts.	2100 Sq. Mts.	
Student Reading Room (Inside)	200	200	
Student Reading Room (Outside)	100	100	-
Staff reading room	20	20	-
Room for Resident/PG reading	NA	NA	-
<b>Particulars</b>	<b>Required Nos.</b>	<b>Available Nos.</b>	<b>Remarks</b>
No of Books	7000	7092	
Journals (Indian)	70	70	
Journals (Foreign)	30	31	
<b>Internet Nodes</b>	<b>25</b>	<b>25</b>	


### 1.11 Common Room for Boys & Girls


	Area Required Sq. Mt.	Available area Sq. Mt.	Toilet - Attached Y/N
<b>Boys</b>	As per MSR	Adequate (Capacity 100)	Yes
<b>Girls</b>	As per MSR	Adequate (Capacity 100)	Yes

1.12 Central Photography Section : Available Yes  
 Staff Yes  
 Equipments Yes

### 1.13 Hostel: Location: Within Campus

Signature of the Assessors

 Date

  
 Signature of Dean/Principal & Date


Hostel Category	Required Capacity	Available Capacity (No Rooms X capacity of each room = Total capacity)	Furnished (Y/N)	Toilet Facility Adequate/ Inadequate	Mess (Y/N)	Hygiene of Hostel campus Y/N	Visitor room, AC Study room with internet & Computer, Recreation room with TV, Music, Indoor Games Y/N	Remarks
UG Students @75% Capacity	375	Boys: 106 X 2 = 212	Yes	Adequate	Yes	Yes	Yes	
		Girls: 112 X 2 = 224 Total: 436	Yes	Adequate	Yes	Yes	Yes	
Interns @ 100% Capacity	100	52 X 2 = 104	Yes	Adequate	Yes	Yes	Yes	
Resident @ 100% Capacity including PG	67	36 X 2 = 72	Yes	Adequate	Yes	Yes	Yes	
Nurses @ 20% Capacity	48	25 X 2 = 50	Yes	Adequate	Yes	Yes	Yes	

Signature of the Assessors



Date

Signature of Dean/Principal &amp; Date



**Residential Quarters:**

Category	Required Nos.	Available Nos.	Remarks
Teaching Staff@20% Capacity	21	24	
Non-Teaching Staff@ 20% Capacity	36	52	


**1.14 Recreational Facilities:****Available**

Outdoor games		Yes
Play field/s		2
Type of games		Cricket, Foot Ball, Volley Ball.
Indoor games facilities		Yes
Gymnasium		Available

**1.15 Gender Harassment Committee:** Yes (Documents to be seen at the time of assessment)

**Constituted, Requirement as per Supreme Court Order.**

Signature of the Assessors



Date

Signature of Dean/Principal & Date



TEACHING HOSPITAL

2.1 Name of the Hospital: **Noor Hospital**

Owned by: **Trust**


2.2 Name of the Medical Superintendent: **Dr. R. M. Khadri M.D. (Paediatrics)**, with 34 years administrative experience.

	Space Requirement	Availability
Medical Supd.'s Office	36 Sq. mts.	Available
Administrative Office	150 Sq. mt.	Available


2.3 Teaching and other facilities:

OPD Timings	:	09:00 AM 01:30 PM & 02:30 PM to 04:30 PM
Separate Registration areas for male/female patients available	:	Yes
Separate Registration counters for OPD/IPD	:	Available
Are the Registration counters computerized	:	Yes
Staff for registration center	:	Adequate
Waiting areas for above patients available	:	Yes
No. of rooms for examination of patients Available	:	Yes
Capacity of teaching area in each department	:	Yes
Enquiry Desk	:	Yes

Signature of the Assessors

 Date

Signature of Dean/Principal & Date



## 2.4 Facilities available in OPD

<b>Medicine</b> Injection room - Male - Female	Yes Yes	E.C.G. Room	Yes
<b>Surgery</b> - Dressing room - Male - Female	Yes Yes	Minor OT	Yes
<b>Orthopaedics</b> Plaster room Dressing Room: - Male - Female	Yes Yes Yes	Plaster cutting room	Yes
<b>Ophthalmology</b>	Refraction Rooms Dark Rooms Dressing Rooms / Minor Procedure Room		Yes Yes Yes
<b>ENT</b>	Audiometry (AC & Sound Proof) Speech Therapy		Yes Yes
<b>Pediatrics</b>	Child Welfare Clinic Immunization Clinic Child Rehabilitation Clinic		Yes Yes Yes
<b>OBS &amp; GYN</b>	Antenatal Clinic Sterility Clinic Family Welfare Clinic Cancer Detection Clinic		Yes Yes Yes Yes


Comments:

2.5 Total Number of Teaching Beds &amp; Admitted Patients - Distance between two beds should be 1.5 m.

Teaching Hospitals in Campus with Total Beds 473

Teaching Hospitals in Outside the Campus ( \_\_\_\_\_ Kms from the campus) with total Beds

Signature of the Assessors



Date

Signature of Dean/Principal &amp; Date




Depts	Ward Nos.	Beds Required	Total beds available	Facilities available in each ward						Remarks
				Nursing Station Y/N	Exam/Treat Room Y/N	Pantry Y/N	Store Room Y/N	Duty Room Y/N	Demo Room (25 capacity)	
Gen. Medicine	04	120	120	Y	Y	Y	Y	Y	Y	
Pediatrics	02	60	60	Y	Y	Y	Y	Y	Y	
TB & Respiratory Medicine	01	10	10	Y	Y	Y	Y	Y	Y	
Psychiatry	01	10	10	Y	Y	Y	Y	Y	Y	
Dermatology	01	10	10	Y	Y	Y	Y	Y	Y	
Gen. Surgery	04	120	120	Y	Y	Y	Y	Y	Y	
Orthopedics	02	60	60	Y	Y	Y	Y	Y	Y	
Ophthalmology	01	10	13	Y	Y	Y	Y	Y	Y	
ENT	01	10	10	Y	Y	Y	Y	Y	Y	
OBGY	02	60	60	Y	Y	Y	Y	Y	Y	
Total	19	470	473	Y	Y	Y	Y	Y	Y	

2.6 Clinical material (\*Random verification to be done by the assessor).

Assessor should randomly verify the monthly data and fill accordingly in the daily average columns, specifying the months

Item	On Day of assessment	Remarks
O.P.D. attendance at 02:00 PM on first day	898	

Signature of the Assessors

 Date

Signature of Dean/Principal & Date

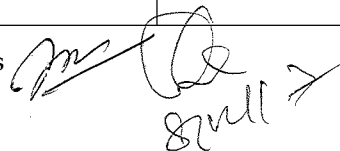


Casualty attendance (24 hrs. data)	53	
No. of admissions	71	
No. of discharges	57	
Bed occupancy % 10:00 AM on first day	84.26 %	
<b><u>Operative Work</u></b>		
No. of major surgical operations	28	
No. of minor surgical operations	33	
No. of normal deliveries	03	
No. of caesarian sections	01	

<b><u>Radiological Investigations</u></b>	<b>O.P.D</b>	<b>I.P.D</b>	<b>Remarks</b>
X-ray	166	23	
Ultrasonography	60	14	
Barium/IVP etc	11	02	
C.T. Scan	04	01	

<b><u>Laboratory Investigations No. of tests</u></b>	<b>Day of assessment</b>		<b>Remarks</b>
	<b>O.P.D.</b>	<b>I.P.D.</b>	
Biochemistry	627	415	
Microbiology	35	21	

Signature of the Assessors



Date



Signature of Dean/Principal &amp; Date



Serology	186	122	
Haematology	2470	1610	
Clinical Pathology	650	310	
Histopathology	05	20	
<u>Cytopathology</u>	24	06	

2.7 **Medical Record Section:** Available Computerized  
ICDX classification of diseases followed for indexing: Yes

2.8 **Central casualty services:**

- No. of beds; Required 20 Available 20
- Number of CMO posted / Shift : 01 / in 3 Shifts CMO required 04 Available 04
- Number of nurses posted / Shift: 02 / in 3 Shifts
- Separate casualty for OBGY cases: Available, if yes No. of beds 02

Equipment	Availability Y/N	Number
Central Oxygen & Suction Facility	Y	Central Oxygen for all beds. Suction facility available
Pulse Oximeter	Y	08
Ambu bag	Y	08

Signature of the Assessors



Date

Signature of Dean/Principal & Date





Disaster trolley	Y	01
Crash Cart	Y	01
Emergency Drug Tray	Y	03
Defibrillator	Y	01
Ventilator	Y	02
X - ray Unit - Mobile	Y	01
Minor OT	Y	01

Comments:

**2.9 Clinical Laboratories**


(a) **Central Clinical Laboratory: Under control of department of : Pathology**

Separate sections for Pathology, Microbiology, Hematology & Biochemistry: **Available**

**2.10 Operation Theatres**


Type	Requirement	Available	Remarks
Major	07	08	

Signature of the Assessors

Date

Signature of Dean/Principal & Date



Minor	02	04	
-------	----	----	--

**2.11 Equipment available in O. T. Block (Specify numbers)**

Dept	Theatres Nos.	AC Y/N	Central Oxy / Nitrous Oxide Y/N	Anaesthesia Machine Y/N	Multipara Monitor with Capnograph Y/N	Defibrillators Y/N	Infusion Pumps Y/N	Remarks
Gen. Surgery	03	Y	Y	Y	Y	Y	Y	
ENT	01	Y	Y	Y	Y	Y	Y	
Ophthal	01	Y	Y	Y	Y	Y	Y	
Ortho	01	Y	Y	Y	Y	Y	Y	
OBS & GYN	02	Y	Y	Y	Y	Y	Y	
Emergency	01	Y	Y	Y	Y	Y	Y	
Septic	01	Y	Y	Y	Y	Y	Y	

No. of Pre-Operative beds: 10 beds available

No. of Post Operative Beds: 10 beds Available

**2.12 Intensive Care: Following Intensive areas are available:**

Type	Beds (Required)	Beds (Available)	Patients on day of assessments	AC Y/N	Central Oxygen/Suction Y/N	Major Equipment(Monitor, Ventilator, ABG, Pulse Oxymeter etc.) Y/N	Remarks if any
ICCU	05	05	04	Y	Y	Y	-
ICU	05	05	04	Y	Y	Y	-
SICU	05	05	04	Y	Y	Y	-

Signature of the Assessors

*[Handwritten signatures]*

Date

Signature of Dean/Principal & Date

*[Handwritten signature]*

NICU/PICU	05/05	05/05	03/04	Y	Y	Y	-
-----------	-------	-------	-------	---	---	---	---

### 2.13 Labour Room

Rooms	Beds	Remarks
Clean Cases	03	-
Septic Cases	01	-
Eclampsia	02	-

### 2.14 Radiological Facilities:

Equipment	Required No.	Available No.	AERB Approval Y/N	Functional status at the time of assessment Y/N	Remarks if any
Mobile X - ray 60 mA 100 mA	02 02	02 02	Y	Y	
Static X - ray 300 mA 600 mA 800/1000 mA	02 02 01	02 02 01	Y	Y	-
CT Spiral Minimum 16 slice	01	01	Y	Y	


Equipment	Required No.	Available No.	PNDT Approval Y/N	Functional status at the time of assessment Y/N	Remarks if any
USG	03	05	Y	Y	

2.15 Blood Bank: Available and functional: Yes, License No. AD/BB/28 date of issue 27/12/2012

Expiry date 26/12/2017

Blood Bank available with components,

Signature of the Assessors



Date

Signature of Dean/Principal & Date



Number of units dispensed in a day **10 units**

Number of units stored on day of assessment: **52 Units**

License valid up to: **27/12/2017** (LICENCE NUMBER AND COPY TO BE APPENDED AS ANNEXURE-VII)

Blood Separation Facility - **Available**

**2.16 Pharmacy:** Pharmacist/Staff available: List to be included - **List attached.**

- No. of sub-stores located in different parts of hospital: **2 in OPD**

**2.17 Central sterilization Department :**

- Timings 8 am to 10 pm & Shifts: 03
- Equipment: Horizontal autoclaves - 3, Vertical autoclaves - 8, ETO Sterilisers 01
- Separate receiving and distribution point: Yes

**2.18 Intercom:** Available: No. of incoming lines: 01 No. of extension lines: 94

**2.19 Central laundry/Alternative Arrangements:**

In House /Outsourced: 4 Outsourced under supervisory control of hospital authorities.

Type of Laundry: **Mechanized.**


**2.20 Kitchen/ Alternative Arrangements**

- In - House / Outsourced : **In house**
- Food free of charge : **Yes**
- Provision of special diet : **Yes**
- Services of a nutritionist/ dietician : **Available**

**Number of patients: 382 patients per day.**

Signature of the Assessors

 Date

  
Signature of Dean/Principal & Date

2.21 Total no. of Canteens: 02 For staff: 01 For students: 01 Mess is available in all hostels.

2.22 Arrangements for biomedical waste management:

Outsourced / In - House : Outsourced (MOU appended)

Authorization Certificate from State Pollution Control Board: Available No. MPCB/PAMS/BMW/AD-12425-113/AD-35/2013 Date - 25/02/2013.

2.23 Central Research Lab:


- Available : Yes
- Facilities : Adequate
- Research Project:
  - Completed Nos. 01
  - Ongoing Nos.:15 (10 + 05)

2.24 Nursing and Paramedical staff:

Nursing staff:	No of Beds _____	
	Required Nos.	Available Nos.
Staff Nurses	203	203
Sister Incharge	33	33
ANS	07	07
DNS	03	03
Nursing Suptd	01	01
Total	247	247

Paramedical and Non teaching staff	Required Nos.	Available Nos.
	179	179

Signature of the Assessors

 Date

Signature of Dean/Principal & Date




## MEDICAL COLLEGE

### 3.1 College Website: (to be updated every month with no & date)

Sr. No.	Details of information	Provided or not (with no & date)
1	Details of Dean/Principal and Medical Superintendent Including their name, qualification complete address with telephone and STD code, fax and E-mail etc	Yes
2	Teaching staff, Resident doctors, non-teaching staff, Technical staff, Nursing staff, (a) department & designation wise with joining date (b) Unit wise faculty & resident list	Yes
3	Details of the affiliated university and its Vice-Chancellor & Registrars	Yes
4	Citizen Charter	Yes
5	List of students admitted merit-wise category-wise (UG & PG) for the current and previous year	Yes
6	Result of all the examinations of last one year	Yes
7	Details of members of the Anti-Ragging Committee Members with contact details including landline Ph. mobile, email etc..	Yes
8	Details of members of the Gender Harassment Committee with contact details including land line, phone, mobile email etc...	Yes
9	Toll free number to report ragging.	Yes 180030000677
10	Details of the sanctioned intake capacity of various courses UG as well as PGs by the MCI (with the scan copies of permission letter)	Yes
11	Any research publication during last one year	Yes
12	Details of any CME programmes, conferences and/or any academic activities conducted by the institution.	Yes
13	Details of any awards and achievements received by the students or faculty	Yes
14	Detailed status of recognition of all the courses (With the scan copies of permission letter)	Yes
15	Details of clinical material in the hospital	Yes
16	Unit/dept. wise beds distribution	Yes

Signature of the Assessors



Date

Signature of Dean/Principal &amp; Date



3.1 (a) College timings: 09: 00am to 05:00 pm

3.2 Teaching Programme

Didactic teaching	Yes
Demonstration	Yes
Integrated teaching (Horizontal/Vertical teaching)	Yes
Clinical Posting	Yes
Clinical Pathological Conference	Yes
Grand Rounds	Yes
Statistical Meeting	Yes
Seminars	Yes

Teaching Facilities:

3.3 Anatomy

Required	Available	Required	Available
Demonstration Room/s No. 02 Capacity (75 - 100 students)	Available 60	AV Aids	Available LCD/OHP
Number of practical laboratory/ies 01 Number of Lab seats (Students) - 60 Number of microscopes/laboratory: 60 Dissection Microscope: 05	Available Available Available Available	Museum seating capacity Mounted specimens Models Bone Sets Articulated Disarticulated MRI/ CT	25 230 62  07 60 75
Dissection Hall	Available		

Signature of the Assessors

*[Handwritten signatures]*

Date

Signature of Dean/Principal & Date

*[Handwritten signature]*

Number of dissection tables (Half standard size)	15 (Big) 05 (Small)	Number of cadavers	10
Cold store / cooling chambers- Capacity of 10 bodies	Available	Storage tank 2	Available
Embalming room	1 with 2 tables	Band saw	Available
Lockers	108 Available	Departmental Library (80 - 100 books)	187 books are Available

**Adequate exhaust, light, water supply and drainage facilities - Available**


### 3.4 Physiology

Required	Available	Required	Available
Demonstration Room/s Number Capacity	1 60	AV Aids	Available LCD, OHP & Chalk & Board
Mammalian laboratory: 01	Available	Haematology laboratory	Available
Amphibian laboratory	Available		
Departmental Library (80 - 100 books)	112 books are Available	Clinical Physiology Lab	Available
Preparation Rooms	04		


### 3.5 Biochemistry

Required	Available	Required	Available
Demonstration Room/s Numbers Capacity	1 60	AV Aids	Available LCD, OHP & Chalk & Board
Number of practical laboratory/ies -	1	Library / Seminar rooms (80 - 100 books)	110 books are Available

Signature of the Assessors

 Date

Signature of Dean/Principal & Date





Number of Lab seats -	60		
-----------------------	----	--	--


3.6 Pathology

Required	Available	Required	Available
Demonstration Room/s Numbers Capacity	1 60	AV Aids	Available LCD,OHP & Chalk & Board
Practical laboratory/ies - Morbid Anatomy/Histopath/Cytology:  Microscope Clinical Pathology/Hematology - Microscopes	01 each  60 60	Museum 50 Seating capacity (80 - 100 books) Specimen Mounted Unmounted Catalogues	Available  230 100 10
Departmental Library (80 - 100 books)	120 books Available		
Service lab- Histopathology/Cytopathology/Hematology/ Any specialized work	Available		

3.7 Microbiology


Required	Available	Required	Available
Demonstration Room/s Numbers Capacity	1 60	AV Aids	Available LCD,OHP & Chalk & Board
Practical laboratory/ies -  No. of Lab seats No. of Microscopes/Laboratory	01  60 60	Media Preparation facility, Autoclaving, Washing and drawing room	Available
Number of Service laboratories	07	Museum Specimen,	Available 31

Signature of the Assessors



Date

Signature of Dean/Principal & Date



		Charts, Models Catalogues Seating Capacity	70 18 15 50
Departmental library (80 - 100 books)	102 books Available		

3.8 **Pharmacology:**

Required	Available	Required	Available
Demonstration Room/s Number Capacity	01 60	AV Aids	Available
Experimental Pharmacology Clinical pharmacology/pharmacy	Available Available	Museum -  Seating Capacity	Available  50
Departmental Library (80 - 100 books)	Available  118 books are available	-Specimens -Charts -Models -History of Medicine -Catalogues	200 Available 97 Available 06 Available 16 Available 10 Available

3.9 **Forensic Medicine:**

Required	Available	Required	Available
Demonstration Room./s Number Capacity	01 60	AV Aids	Available
Forensic Medicine Practical Lab Autopsy Block: Location: In/Near hospital in a separate structure	Available Available Near the Hospital	Museum - Medico - Legal Specimens Charts Prototype Fire arms Slides Poisons Photographs	11 85  06 100 25
Cold Storage 01 Capacity of 04 bodies	Available		

Signature of the Assessors

*[Handwritten signatures]*

Date

*[Handwritten date]*

Signature of Dean/Principal & Date

*[Handwritten signature]*

Departmental Library (80 - 100 books)	(82books)	Catalogues	10
--	-----------	------------	----

### 3.10 Community Medicine


Required	Available	Required	Available
Demonstration Room/s Number Capacity	02 60	AV Aids	Available
Museum Chart Models Specimens Catalogues	103 47 100 20	Practical Lab	Available
Departmental Library (80 - 100 books)	123 books are available		

### 3.11 Health Centers (Department of Community Medicine)

RHTC: Kasturwardi 12 KM from College


Population covered by the RHTC	10274
It is affiliated to College	Yes
No of Students 25 visit per batch throughout the year No. of Interns _____ Posted per batch throughout the year	20 - 30 students Interns will be posted
Separate blocks for accommodating boys in 08 rooms having 16 beds. Girls 08 rooms having 16 beds.	Available
Facilities for cooking & dining	Yes. Yet to start
Daily OPD/IPD	35 - 40 per day OPD
Specialist visits if any	O&G, Paediatrics, Ophthalmology & ENT
Cold chain equipment available	Available

Signature of the Assessors



Date

Signature of Dean/Principal & Date



Survey/MCH/Immunization/FP registers	Available/maintained
Activities under the National Health Programmes	Pulse Polio Immunization, Routine Immunization, family planning projects, RNTCP, NAMP conducted.


**3.12 Health Centers (Department of Community Medicine)**  
**UHTC: Dukhi Nagar 25 KM from College**

Population covered by the UHTC	15509
It is affiliated to College	Yes
Daily OPD	40-50 per day OPD
Diagnostic camps	Yes
Survey/MCH/Immunization/FP registers	Available/maintained
Specialist visits if any	O&G, Paediatrics, Ophthalmology & ENT
No of students and interns posted in batches of	20 - 30 students per batch Interns will be posted
Deficiency if any	

**3.13 CONDUCT OF III MBBS EXAMINATION (only for recognition) : Scheduled in November/December 2017**


- University which conducts Examination: **MUHS Nashik**
- No. of Candidates appeared in Examination: **87 (Appearing in November/December 2017)**
- The III MBBS examination (Part-II) was conducted satisfactorily: **Scheduled from 22<sup>nd</sup> November 2017**
- Centre for written examination: **Guru Mishri Homeopathic Medical College, Shelgaon./**  
 Practical exam: **JIIU's Indian Institute of Medical Science & Research, Warudi, Tq. Badnapur, Dist. Jalna**
- Was the standard sufficient for MBBS Examination as required by Regulations of the Medical Council of India? **Yes**

Signature of the Assessors



Handwritten signature  
Date

Signature of Dean/Principal & Date



3.14

Medical College-Staff Strength:

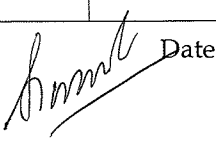


Name of College: JIIU's Indian Institute of Medical Science &amp; Research

Number of students - 100 - PG Courses (No)

Calculation Sheet (Date 07<sup>th</sup> & 08<sup>th</sup> December 2017)


Department	Designation	Requirement as per MSR (UG)	Additional faculty required for running PG courses (if any)	Total (UG + PG)	Accepted	Deficiency
Anatomy	Professor	1	-	1	1	Nil
	Assoc. Prof.	1	-	1	2	
	Asstt. Prof.	1	-	1	2	
	Tutor	3	-	3	1	
Physiology	Professor	1	-	1	1	Nil
	Assoc. Prof.	1	-	1	1	
	Asstt. Prof.	1	-	1	4	
	Tutor	3	-	3	0	
Biochemistry	Professor	1	-	1	2	Nil
	Assoc. Prof.	1	-	1	0	
	Asstt. Prof.	1	-	1	4	
	Tutor	3	-	3	0	

Signature of the Assessors



Date

Signature of Dean/Principal &amp; Date



Pharmacology	Professor	1	-	1	2	Nil
	Assoc. Prof.	1	-	1	1	
	Asstt. Prof.	1	-	1	2	
	Tutor	2	-	2	1	
Pathology	Professor	1	-	1	3	Nil
	Assoc. Prof.	2	-	2	1	
	Asstt. Prof.	3	-	3	6	
	Tutor	4	-	4	1	
Microbiology	Professor	1	-	1	2	Nil
	Assoc. Prof.	1	-	1	1	
	Asstt. Prof.	1	-	1	3	
	Tutor	3	-	3	1	
Forensic Medicine	Professor	1	-	1	1	Nil
	Assoc. Prof.	0	-	0	1	
	Asstt. Prof.	1	-	1	0	
	Tutor	2	-	2	2	
Community Medicine	Professor	1	-	1	1	Nil
	Assoc. Prof.	2	-	2	2	
	Asstt. Prof.	2	-	2	4	
	Epidemio-Logist-Cum-Asstt. Prof.	1	-	1	1	
	Statistician-Cum-Tutor	1	-	1	1	
	Tutor	3	-	3	3	
General Medicine	Professor	1	-	1	2	Nil
	Assoc. Prof.	3	-	3	3	
	Asstt. Prof.	4	-	4	3	

Signature of the Assessors


*[Handwritten signatures]* Date

Signature of Dean/Principal & Date


*[Handwritten signature]*

	Sr. Resident	4	-	4	4	
	Jr. Resident	8	-	8	8	
Paediatrics	Professor	1	-	1	1	Nil
	Assoc. Prof.	1	-	1	1	
	Asstt. Prof.	2	-	2	2	
	Sr. Resident	2	-	2	2	
	Jr. Resident	4	-	4	4	
Tuberculosis & Respiratory Diseases	Professor	1	-	1	Nil	01 Professor
	Assoc. Prof.	0	-	0	Nil	-
	Asstt. Prof.	1	-	1	1	-
	Sr. Resident	1	-	1	1	-
	Jr. Resident	1	-	1	1	-
Dermatology, Venereology & Leprosy	Professor	0	-	0	1	NIL
	Assoc. Prof.	1	-	1	Nil	
	Asstt. Prof.	1	-	1	1	
	Sr. Resident	1	-	1	1	
	Jr. Resident	1	-	1	1	
Psychiatry	Professor	0	-	0	Nil	Nil
	Assoc. Prof.	1	-	1	1	
	Asstt. Prof.	1	-	1	3	
	Sr. Resident	1	-	1	1	
	Jr. Resident	1	-	1	1	
General Surgery	Professor	1	-	1	1	Nil
	Assoc. Prof.	3	-	3	3	
	Asstt. Prof.	4	-	4	4	
	Sr. Resident	4	-	4	4	

Signature of the Assessors



Date




Signature of Dean/Principal &amp; Date




	Jr. Resident	8	-	8	8	
Orthopaedics	Professor	1	-	1	1	Nil
	Assoc. Prof.	1	-	1	2	
	Asstt. Prof.	2	-	2	2	
	Sr. Resident	2	-	2	3	
	Jr. Resident	4	-	4	3	
Oto-Rhino-Laryngology	Professor	1	-	1	0	01 Professor
	Assoc. Prof.	1	-	1	1	-
	Asstt. Prof.	1	-	1	1	-
	Sr. Resident	1	-	1	1	-
	Jr. Resident	1	-	1	1	-
Ophthalmology	Professor	1	-	1	2	Nil
	Assoc. Prof.	1	-	1	0	
	Asstt. Prof.	1	-	1	1	
	Sr. Resident	1	-	1	1	
	Jr. Resident	1	-	1	1	
Obstetrics & Gynaecology	Professor	1	-	1	1	Nil
	Assoc. Prof.	1	-	1	4	
	Asstt. Prof.	2	-	2	3	
	Sr. Resident	2	-	2	2	
	Jr. Resident	4	-	4	4	
Anaesthesiology	Professor	1	-	1	1	Nil
	Assoc. Prof.	2	-	2	2	
	Asstt. Prof.	4	-	4	4	
	Sr. Resident	3	-	3	3	
	Jr. Resident	4	-	4	4	

Signature of the Assessors



Date

Signature of Dean/Principal &amp; Date





Radio-Diagnosis	Professor	1	-	1	1	Deficiency of one Senior Resident
	Assoc. Prof.	1	-	1	1	
	Asstt. Prof.	1	-	1	1	
	Sr. Resident	2	-	2	1	
Dentistry	Professor	1	-	1	1	Nil
	Assoc. Prof.	1	-	1	1	
	Asstt. Prof.	1	-	1	2	
	Tutor/JR	1	-	1	2	

**Notes:****For purpose of working out the deficiency:**

(1) The deficiency of teaching faculty and Resident Doctors shall be counted separately.


Faculty: 1.88%    Resident: 1.61%

**(A) For Teaching Faculty:**

- (a) For calculating the deficiency of faculty, Prof., Assoc Prof., Asst. Prof & Tutor in respective departments shall be counted together.
- (b) Any excess teaching faculty in higher cadre can compensate the deficiency of lower cadre of the same department only.
- (c) Any excess teaching faculty of lower cadre/ category in any department cannot compensate the deficiency of any teaching faculty in the higher cadre/category of the same department or any other department. e.g. excess of Assistant Professor cannot compensate the deficiency of Associate Professor or Professor.
- (d) Excess/Extra teaching faculty of any department cannot compensate the deficiency of any teaching faculty in any other department.

**(B) For Resident Doctors:**

Signature of the Assessors



Date

Signature of Dean/Principal &amp; Date



(a) Excess of SR can be compensated to the deficiency of JR of the same department only.
(b) Excess SR/JR of any department cannot compensate the deficiency of SR/JR in any other department.
(c) Any excess of JR cannot compensate the deficiency of SR in same or any other department.
(d) Any excess/ extra teaching faculty of same or any other department cannot compensate the deficiency of SR/JR. e.g. excess of Assistant Professor cannot compensate the deficiency of SR or JR.
(2) A separate department of Dentistry/Dental faculty is not required where a dental college is available in same campus/city and run by the same management.
(3) Colleges running PG program require additional staff, beds & other requirements as per the PG Regulations - 2000.

**3.15 Details of Faculty/Residents not counted/accepted.**

(Only faculty/residents who signed attendance sheet before 11:00 am on the first day of assessment should be verified. (In case of Junior Residents/Senior Residents on night duty, 12:00 noon.) No verification of Declaration forms should be done for the faculty/residents coming after 11:00 am of the first day of assessment)

Sr. No	Name	Designation	Department	Remarks/Reasons for Not Considering
-		-	-	-
-		-	-	-

3.16 1) Deficiency of Teaching Faculty: 1.88%


2) Deficiency of Resident doctors: 1.61%

Signature of the Assessors



Date

Signature of Dean/Principal & Date



### Summary of Assessment

1. JIIU's Indian Institute of Medical Science & Research, is run by Trust
2. The college has got LOP from GOI/MCI with intake of 100 seats for last academic year 2017-18.

Type of assessment: **U/S 11-Recognition - Regular** No. of seats: 100

3. PG courses : No
4. Deficiency of teaching staff if any:
5. Shortage of teaching faculty is \_1.88%
6. Deficiency of resident doctors if any:  
Shortage of resident doctors is \_1.61%
7. Deficiency of the infrastructure of college and hospital If any: Pl. mention category wise: Nil
8. Deficiency of clinical material If any: Pl mention category wise; nil
9. Any other Remarks: NIL

Signature of the Assessors

  
8/12/17

  
8/12/17

  
8-12-17

Date

Signature of Dean/Principal & Date

  
8/12/17