

MEDICAL COUNCIL OF INDIA

ASSESSMENT FORM FOR ___ ADMISSIONS REPORT

Part A-I (2018-19)

(to be filled by the Institution)

1.1 Type of AssessmentU/S 10A- Regular/Compliance: Letter of Permission(), 1st renewal (), 2nd renewal (), 3rd renewal (), 4th renewal ()U/S 10A- Increase Admission Capacity: Regular/Compliance: Letter of Permission (), 1st renewal (), 2nd renewal (), 3rd renewal (), 4th renewal ()

√ U/S 11: Recognition: Regular / Compliance

U/S 19 Continuation of Recognition: Regular / Compliance

Any Other: _____

Note:


1. All rows/columns must be filled.
2. 'Not Applicable' should be clearly written wherever a required information is not relevant.
3. All pages of the A-I are to be signed by Dean/Principal/Director.

Date: 09/02/2018

Signature with stamp Dean/Principal/Director

Name of the Institution : GOVT. MEDICAL COLLEGE, MIRAJ
Address : PANDHARPUR ROAD, MIRAJ DIST SANGLI
Telephone No. : 0233-2231158
E-mail : deangmcmiraj@yahoo.co.in
Fax : 0233-2231959
Website : www.gmcmiraj.com
Management : Government
Regn. no. of Society/Trust/Company: :Not applicable
Consent/Affiliation from University : MUHS/E-1/UG/39/1206/5597/2016 dated 06/08/2016
Period of Validity : 2016-2018
No. of seats as per Essentiality Certificate : 150 seats
(Information not required for renewal/recognition inspection)
Period of Validity : 30.6.2018
Assessment Date : 8-9 Feb 2018
Last Assessment Date : 05/10/2016

Date: 9/2/18


Signature with stamp Dean/Principal/Director

1.2 For LOP ONLY:

(a) Location: The applicant college is located in Miraj (city) of Miraj taluka, Sangli district of Maharashtra state.

(b) The College has following plots of land:

Plot #	Survey #	Place	Area	Remarks if any
1/B, A/4/B, A/2/B, 1/B	969, 962, 963, 473	Miraj	0.28, 2.10, 1.74, 0.83	
1, 1, 2/A, A/2/1, A/3/2, B, A/2, 2, 2, 1/B	444, 452, 452, 455, 455, 456, 457, 472, 473, 473	Sangli	0.36, 0.63, 0.53, 0.01, 1.18, 5.72, 0.07, 0.82, 0.02, 0.83	

(c) The campus is unitary/divided into two parts. If not unitary distance between parts. 8 kms.

1.3 Building Plan approval from the competent authority: Building Plan approval from the competent authority **Medical Education & Drugs Dept, Government of Maharashtra, dated 29th September 1961** (name of the authority and date of approval).

1.4 Buildings:

College: 52312.24 sq.mt.

Hospital (including OPD): 32902.66 sq.mt at GMCH Miraj and 10185.29 sq.mt at PVPGH Sangli.


Hostel & Residential complex 16604.75 sqmt.

Date: 9/2/18

Signature with stamp Dean/Principal/Director

- 1.5 Building Use/ Occupancy Certificate: approved by PWD Miraj order no: 1063,65,80,88,94,2014
- 1.6 Nearest airport: 250 kms. Pune, 60 kms.Kolhapur, 250 kms.Goa.
- 1.7 Nearest Railway Station: Miraj 3 kms.
- 1.8 Water Supply: Through Municipal Corporation Sangli Miraj Kupwad and Borewells, open well
- 1.9 Electric supply: Sanctioned Load 171 KVA.
- 1.10 Generators: available/ ~~not available~~, Available load 160 KVA
- 1.11 Drainage & sewage disposal: Sewage treatment plant available
- 1.12 Working Hours:
1. OPD Timings: 09.00 am to 01.00 pm
 2. College Timings: 09.00 am to 05.00 pm
 3. Library Timings: 09.00 am to 05.00 pm

Date: 9/2/18


Signature with stamp Dean/Principal/Director

1.13 Annual Budget: College & Hospital (Rs. in thousands)

Year	Current Financial Year (2017-18)		
	College	Hospital(PVPGHS)	Hospital(GMCHM)
Salary			
- Doctors	184484	256798	228588
- Resident Doctors	160562	Nil	Nil
- Other Staff	70575		
Technical Training	-	-	-
Liabrary & Education	6000		
Maintainance	221	1669	5892
Contingencies	3159	39447	26393
Others	14136	19757	21105
Total	439337	317671	281978

1.14 Paramedical staff (Nos.): Give details of technicians department wise:

Department	Technician		Assistant		Attendant		Other	Total
	PVPGHS	GMCH	PVPGHS	GMCH	PVPGHS	GMCH		
Radiology	05	05	03	04	03	01		
Biochemistry	01	01	---	01	---	01	01	22
Microbiology	01	01	01	01	01	01	02	06
Serology	01	01	01	--	01	01	01	07
Heamatology	02	03	01	-	01	01		05
					01	01	01	09

Date: 9/2/18

Signature with stamp Dean/Principal/Director

Histo-pathology	---	02	----	01	---	01	01	05
Cytopathology	01	01	-	-	01	-	-	03
OT	02	---	06	--	06	08	---	22
Anesthesia	--	--	--	--	--	--	--	--
Blood Bank	06	--	01	--	02	--	04	13
Labour Room	01	--	--	--	01	--	02	04
Emergency Room	--	--	--	--	--	--	--	--
CSSD	03	03	03	03	03	03	06	24
Mortuary	--	01	0	0	02	03	--	06
Laundry	--	--	--	--	--	--	20	20
Electrical	03	02	--	--	--	--	--	05
Housekeeping	--	--	--	--	--	--	02	02
Bio-medical	--	--	---	--	--	--	--	--
BWM (Biomedical Waste Management)	Outsourced to Surya Treatment Plant Sangli & Kokan Care Enterprises, Miraj							
Pharmacy	-	-	-	-	4	3	16	23
Total	25	20	15	10	25	23	54	168

Date: 9/2/18

Signature with stamp Dean/Principal/Director

Department	Technician	Assistant	Attendant	Other
Anatomy	01	02	05	01
Biochemistry	07	06	02	06
Physiology	02	01	01	01
Microbiology	02	01	03	01
Pathology	01	01	02	01
Forensic Medicine	01	01	01	02
Community Medicine	01	02	01	03
Pharmacology	01	01	01	03
UHC	01	01	01	05
RHC	01	-	01	11

1.15 Nursing Staff available:

Category	Required Nos.	Available Nos.
Staff Nurses		530 (291+239)
Sister Incharge		16
ANS		4
DNS		1
Nursing Suptd		2
Total		553

Date: 9/2/18

Signature with stamp Dean/Principal/Director

1.16 Medical Education Unit (MEU):

Available as per Regulations : Yes/No

Name of the MEU coordinator : Dr. Mrs. Rajani Joshi (Prof. Anatomy 21 yrs 9 mths)

Details of affiliated faculty :
 Dr. Sachin Patankar, (Asso Prof Medicine, 12 years)
 Dr. Sanjyot Kurane, (Asso Prof Surgery 7 yrs 3 Months)
 Dr. Pankaj Joshi (Asso. Prof. Microbiology 13 yrs 2 mths)
 Dr. Pradnya Bhalerao (Asso. Prof. Anaesthesiology 21 yrs 6 mths)

Details of the Orientation programme and Basic Course Workshop undergone by MEU Coordinator}: Basic Course Workshop in Medical Education Technologies at Institute of Medical Education Technology & Teachers training, Maharashtra University of Health Sciences Nashik, Regional Centre, Pune in 18-21 Jan 2016

Name of the MCI Regional Centre where above training has been undertaken : Institute of Medical Education Technology & Teachers training, Maharashtra University of Health Sciences Nashik, Regional Centre, Pune

Date/s of the above workshop : 18-21 Jan 2016, 6-8 May 2013, 14th to 17th March 2016
 27 feb to 2 March 2017, 5-7 Apr 2011

Details & Duration of Workshops in Medical Education Technology conducted by MEU: -
 6-8 Sept 2017
 Research Methodology workshop conducted by on 3-5 March 2016,

Details of faculty who have undergone basic course workshop in :
Medical Education Technology at the allocated MCI Regional Centre
 Feedback evaluation of workshops and action taken reports on the basis of feedback obtained (comments in the annexure 1)
 Dr. Mrs. Rajani Joshi, Dr. Sachin Patankar
 Dr. Sanjyot Kurane, Dr. Pankaj Joshi, Dr. Pradnya Bhalerao

Date: 9/2/18

Signature with stamp Dean/Principal/Director

1.17 Continuing Medical Education :

Details of CMEs/ workshop organized by the college held in the past 1 year:

- Workshops on Basic life support, Basic ECG Techniques, Basic Suturing skills, Trauma management skills for students on 30th June & 1st July 2017 Under Medicencia.
- MEDICIENCIA CME organized on 2nd & 3rd July 2017.

Details of the credit hours awarded for the past one year (details/comments in annexure): Credit Hours – 8 (4 for research methodology & 4 for MEDICIENCIA CME)

1.18 College Council : (Information not required for LOP inspection)

- Name, designation, contact no. and address of the President & Secretary: Dr. Pallavi Prabhakar Saple, Dean Govt Medical College, Miraj. 0233-2232091
- Composition of the Council (HODs as members & Principal / Dean as chairperson) **All Head of the Departments, Medical Superintendants, Administrative Officers, Matrons**
- No. of times the College Council meets per year (min 4) Every 1st & 3rd Wednesday of month (24 per year)
- Action taken report on College Council Meetings (details / comments in annexure II)

Date: 9/2/18

Signature with stamp Dean/Principal/Director

1.19 PG Course: If the college is running PG course; Please mention the intake of PG seats subject wise

Sr No.	Subject	No. of Permitted sets	No. of recognized seats
	MD/MS Anatomy	03	03
	MD Physiology	02	02
	MD Pharmacology	02	02
	MD Pathology	05	05
	MD Microbiology	01	01
	MD Community Medicine	03	03
	MD General Medicine	07	06
	MD Paediatrics	08	02
	MS General Surgery	12	06
	MS Ophthalmology	03	03
	MS Obstetrics & Gynaecology	06	04
	MD Anaesthesia	04	04
	Diploma in Public Health	02	02
	Diploma in Clinical Pathology	00	00
	Diploma in Child Health	02	02
	Diploma in Obstetrics & Gynaecology	04	04
	Diploma in Ophthalmology	02	02
	Diploma in Anaesthesia (DA)	04	04

Date: 9/4/18

RS

Signature with stamp Dean/Principal/Director

1.20 Clinical Material

Item	Monthly (For last 3 randomly selected months) as provided by institute)											
	09/2017			10/2017			11/2017			12/2017, 12/2017 and Jan 18*		
	PVPGH SANGLI	GMCH MIRAJ	TOTAL	PVPGH SANGLI	GMCH MIRAJ	TOTAL	PVPGH SANGLI	GMCH MIRAJ	TOTAL	PVPGH SANGLI	GMCH MIRAJ	TOTAL
O.P.D. Attendance (Req-600) (At the end of OPD timing)	30789	27847	5863 6	28435	28455	5689 0	31212	31058	6227 0			
Casualty attendance (24 hrs. data)	3837	2411	6248	3589	2294	5883	3570	2167	5737			
No of Admissions	3571	2763	6334	3497	2594	6094	3567	2569	6136			
No. of Discharges	3241	2426	5667	3094	2301	5395	3246	2324	5570			
Bed occupancy: No of Beds occupied No of beds required 650 Bed occupancy 80%	121.79	120.7	121.2 45	115.9	102.43	109.1 65	125.39	105.52	115.4 55			
<u>Operative work</u>	PVPGH SANGLI	GMCH MIRAJ	TOTAL	PVPGH SANGLI	GMCH MIRAJ	TOTAL	PVPGH SANGLI	GMCH MIRAJ	TOTAL			
No. of Major surgical Operations	699	426	1125	613	313	926	760	421	1181			
No. of Minor surgical Operations	26	22	48	47	31	78	95	64	159			

Date: 9/2/18

Signature with stamp Dean/Principal/Director

Item	Monthly (For last 3 randomly selected months) as provided by institute)											
	09/2017			10/2017			11/2017			12/2017 12/2017 and Jan 18*		
	PVPGH SANGLI	GMCH MIRAJ	TOTAL	PVPGH SANGLI	GMCH MIRAJ	TOTAL	PVPGH SANGLI	GMCH MIRAJ	TOTAL	PVPGH SANGLI	GMCH MIRAJ	TOTAL
No. of Normal Deliveries	367	294	661	363	267	630	341	253	594			
No. of Caesarian sections	219	151	370	229	127	356	235	139	374			
<u>Radiological investigations</u>												
X-Ray	3192	2704	5896	2339	2593	4932	3152	2176	5328			
Ultrasonography	2314	2279	4593	2102	2125	4227	2400	2310	4710			
Barium, IVP etc	13	5	18	12	11	23	33	15	48			
Color Doppler												
C.T. Scan	0	1110	1110	0	1095	1095	0	1313	1313			
M.R.I.	0	196	196	0	205	205	0	153	153			

*Separate sheet attached below

Date: 9/2/18

Signature with stamp Dean/Principal/Director


Item	Average				Remark
	Sept-17	Oct-17	Nov-17	Dec-17 12/2017 and Jan 18*	
O.P.D. Attendance	1954.5	1896.33	2075.66		
Casualty attendance	208.2	196.1	191.23		
No of Admissions	211.1	203.13	204.53		
No. of Discharges	188.9	179.83	185.66		
Bed occupancy: No of Beds occupied	4.04	3.63	3.84		
<u>Operative work</u>					
No. of Major surgical Operations	37.5	30.86	39.36		
No. of Minor surgical Operations	1.6	2.6	5.3		
No. of Normal Deliveries	22.03	21	19.8		
No. of Caesarian sections	12.33	11.86	12.46		
<u>Radiological investigations</u>					
X-Ray	196.53	164.4	177.6		
Ultrasonography	153.1	140.9	157		
Barium, IVP etc	0.6	0.76	1.6		
Color Doppler	0	0	0		
C.T. Scan	37	36.5	43.76		
M.R.I.	6.53	6.83	5.1		

Date: 9/2/18

Signature with stamp Dean/Principal/Director

Item	Monthly (For last 3 randomly selected months) as provided by institute																								
	09/2017						10/2017						11/2017						12/2017 12/2017 and Jan 18*						
	OPD			IPD			OPD			IPD			OPD			IPD			OPD			IPD			
Laboratory Investigations	Pv pgh	Gm ch	Total	Pv pgh	Gm ch	Total	Pv pgh	Gm ch	Total	Pv pgh	Gm ch	Total	Pv pgh	Gm ch	Total	Pv pgh	Gm ch	Total	Pv pgh	Gm ch	Total	Pv pgh	Gm ch	Total	
Biochemistry	525	1051	735	429	1165	7410	480	1221	501	406	908	709	582	1291	585	476	106								
Microbiology	280	2326	2329	511	2840	1910	258	2168	218	247	243	313	290	3421	258	268	285								
Serology	102	1402	215	719	934	421	100	1427	160	642	802	555	119	1748	290	474	764								
Hematology	538	1016	126	102	2288	5547	385	9406	124	855	210	545	516	1062	132	891	221								
Histopathology	213			210			272																		
Cytopathology	620			303			448																		


Date: 9/2/18

Signature with stamp Dean/Principal/Director 

Item	Daily Average																Remark
	Sep-17				Oct-17				Nov-17				Dec-17 12/2017 and Jan 18*				
	OPD		IPD		OPD		IPD		OPD		IPD		OPD		IPD		
	Total	Avg	Total	Avg	Total	Avg	Total	Avg	Total	Avg	Total	Avg	Total	Avg	Total	Avg	
Biochemistry	1051 5	350.5	11653	388.4 3	12217	407.2 3	9082	302.7 3	12918	430.6	10622	354.06					
Microbiology	2326	77.53	2840	94.66	2168	72.26	2434	81.13	3421	114.03	2857	95.23					
Serology	1402	46.73	934	31.13	1427	47.56	802	26.73	1748	58.26	764	25.46					
Hematology	1016 3	338.7 6	22881	762.7	9406	313.5 3	21000	700	10621	354.03	22151	738.36					
Histopathology	213		7.1	210		7	272		9.06								
Cytopathology	620		20.66	303		10.1	448		14.93								

*Separate sheet attached below

Date: 9/2/18


 Signature with stamp Dean/Principal/Director

Particulars	Up to December 2017			Daily Average 2017		
	GNICHM	PVPGHS	TOTAL	GNICHM	PVPGHS	TOTAL
OPD Attendance	307251	336083	643334	1024.17	1120.28	2144.45
IPD Admission	28380	40531	68911	77.75	111.04	188.80
Surgeries	Major	4283	12025	11.73	21.71	32.95
	Minor	499	1318	1.37	2.24	3.61
X - ray	25917	34464	60381	71.01	92.32	165.43
USG	24136	18083	42219	66.13	49.52	115.67
CT	13693	0	13693	37.52	0.00	37.52
COLOUR DOP	673	406	1079	1.84	1.11	2.96
MRI	2464	0	2464	6.75	0.00	6.75
DIALYSIS	3803	1027	4830	10.42	2.81	13.23
Total Delivery	4315	6578	10693	11.82	17.47	29.30
LSCS	1464	2600	4064	4.01	7.12	11.13
Death	1295	1811	3106	3.55	4.96	8.51
PM	669	746	1415	1.83	2.04	3.88
MLC	6831	8407	15238	18.72	23.03	41.75
Bed Occupancy	101.8	112.03	223.83	101.8	112.03	111.915
Hospital Stay	4.3	4.77	9.07	4.3	4.77	4.535
Lab Investigations						
A)Pathology	175241	221117	397352	480.11	608.52	1088.64
B)Microbiology	51472	76071	117543	141.02	207.02	322.04
C)Biochemistry	107569	143757	248326	294.71	386.04	680.35

Date: 9/2/18

Signature with stamp Dean/Principal/Director

Particulars	2018			2018			
	GMCHM	PVPGHS	TOTAL	GMCHM	PVPGHS	TOTAL	
OPD Attendance	29427	30035	59462	1131.81	1155.19	2287.00	
IPD Admission	2609	3581	6190	84.16	115.52	199.68	
Surgeries	Major	497	819	1316	16.03	25.42	42.45
	Minor	17	57	74	0.55	1.84	2.39
X-ray	2633	3590	6523	84.94	125.47	210.42	
USG	2250	1375	3626	72.58	44.59	116.97	
CT	1231	0	1231	39.71	0.00	39.71	
COLOUR DOP	60	67	127	1.94	2.16	4.10	
MRI	253	0	253	8.16	0.00	8.16	
DIALYSIS	375	85	460	12.10	2.74	14.84	
Total Delivery	351	556	909	11.32	18.00	29.32	
LSCS	132	240	372	4.26	9.74	12.00	
Death	121	158	289	3.90	5.42	9.32	
PM	60	55	115	1.94	1.77	3.71	
MLC	593	860	1453	19.13	27.74	46.87	
Bed Occupancy	100.35	117.30	217.57	100.35	117.30	108.785	
Hospital Stay	4.18	4.06	6.48	4.18	4.06	4.24	
Lab Investigations							
A) Pathology	14136	18957	33088	456.00	611.35	1067.35	
B) Microbiology	2866	5687	8850	92.45	192.93	285.48	
C) Biochemistry	9442	11080	21424	304.58	356.00	691.10	

Date: 9/2/18

Signature with stamp Dean/Principal/Director

Particulars	2014			2015			2016			2017			2018		
	GMCHM	PVRGHS	TOTAL	GMCHM	PVRGHS	TOTAL	GMCHM	PVRGHS	TOTAL	GMCHM	PVRGHS	TOTAL	GMCHM	PVRGHS	TOTAL
OPD Attendance	137351	192751	330102	171917	232408	404325	194106	215305	409412	307251	323397	630648	29427	30095	59462
IPD Admission	17561	27396	44957	21734	30393	52127	23865	37607	61472	28380	40591	68971	2609	3581	6190
Surgeries	Major	3145	844	3989	3305	564	3882	6063	9947	4283	7742	12025	497	819	1316
	Minor	395	914	1309	503	1011	212	807	1019	499	615	1318	17	57	74
X-ray	15651	32771	48422	21832	35273	57105	22171	35132	57303	25917	34464	60381	2633	3893	6526
USG	16752	1778	18530	28869	11526	40395	18167	20101	38268	24136	18093	42219	2250	1370	3626
CT	5030	0	5030	9429	0	9429	10943	0	10943	13693	0	13693	1231	0	1231
COLOUR DOP	997	0	997	534	500	1034	831	457	1288	673	406	1079	60	67	127
MRI	1321	0	1321	1637	0	1637	1711	0	1711	2464	0	2464	253	0	253
DIALYSIS	1714	0	1714	3590	0	3590	3902	4	3906	3803	1027	4830	375	58	460
Total Delivery	2335	433	2768	2703	4231	7404	3250	5807	9057	4315	6378	10693	351	558	909
LSCS	768	172	940	839	1701	2540	1168	2212	3380	1464	2600	4064	132	240	372
Death	823	148	971	1002	1592	2594	1229	1617	2846	1295	1811	3106	121	168	289
PM	600	731	1331	641	657	1298	662	670	1332	669	746	1415	60	55	115
MLC	3114	2197	5311	7075	8181	15256	4042	9822	13864	6831	8407	15238	593	860	1453
Bed Occupancy	73.53	81.73	83.655	82.33	92.22	87.275	90.66	105.78	99.82	101.8	122.03	111.915	100.35	117.22	217.57
Hospital Stay	4.65	5.75	4.855	4.9	5.45	4.68	4.58	4.58	4.58	4.3	4.77	4.535	4.18	4.3	4.48
Lab Investigations															
A) Pathology	131838	17764	149602	125839	147773	273612	150675	185761	326438	175241	222111	397352	14136	18483	33088
B) Microbiology	27294	117	27411	22510	33487	55997	41970	58606	100576	51472	66071	117543	2866	5884	8850
C) Biochemistry	86660	19984	106644	77972	170749	248721	103235	117877	220812	107569	140757	248326	9442	17002	21424

Date: 9/2/18

Signature with stamp Dean/Principal/Director

CLINICAL MATERIAL FOR MCI 2018 GOVERNMENT MEDICAL COLLEGE, MIRAJ

ITEM	ON THE DAY 08/02/2018 UP TO 2PM					
	GMCHM		PVPGHS		TOTAL	
OPD ATTENDANCE	1292		1180		2472	
CASUALTY ATTENDANCE (24HRS)	72		138		211	
NO. OF ADMISSIONS	95		127		222	
NO. OF DISCHARGES	83		97		180	
BED OCCUPANCY	105.16		114.87		110.015	
OPERATIVE WORK						
NO. OF MAJOR SURGERIES	12		21		33	
NO. OF MINOR SURGERIES	2		4		6	
NO. OF NORMAL DELIVERIES	6		8		14	
NO. OF CAESARIAN SECTIONS	1		6		7	
	OPD	IPD	OPD	IPD	OPD	IPD
RADIOLOGICAL INVESTIGATION						
X- RAY	67	34	47	20	114	54
USG	58	30	43	29	101	59
BARIUM,VP ETC	1		8		9	
CT SCAN	45		0		45	
MRI	9		0		9	
LABORATORY INVESTIGATION	OPD	IPD	OPD	IPD	OPD	IPD
BIOCHEMISTRY	90	35	73	282	163	321
MICROBIOLOGY	16	12	2	29	18	41
SEROLOGY	36	26	54	35	90	121
HAEMATOLOGY	215	297	173	600	382	897
HISTOPATHOLOGY	10		0		10	
CYTOPATHOLOGY	15		3		18	
OTHERS	0		0		0	

Date: 9/2/18

Signature with stamp Dean/Principal/Director



1.21 College Website

Sr. No.	Details of information	Provided or not (with no & date)
1	Dean, Principal & M.S.	Provided
2	Staff-Teaching & non Teaching*	Provided
3	CME, Conference, academic activity conducted	Provided
4	Awards, achievements received by the faculty.	Provided
5	Affiliated university and its VC & Registrar.	Provided
6	Details of the MCs infrastructure a) Academic Facilities (LT, Demo rooms, Common rooms, Labs, Library, Skill lab, Computer Lab, Auditorium): b) Hospital: c) Residential Facilities: Hostel, Cafeteria, Mess, d) Recreation Facilities: Indoor & Outdoor e) Medical Facilities for Students & Staff	Provided
7	Citizen Charter	Provided
8	List of students admitted category wise (UG & PG) in current and previous year.	Provided
9	Results of all examinations in previous year.	Provided
10	Details of members of the Anti Ragging Committee Members with contact details including landline Ph. mobile, email etc..	Provided
11	Toll free number to report ragging.	Provided
12	No. of ragging cases reported to Anti Ragging Committee and Action taken by Anti Ragging Committee.	Nil

Date: 9/2/18

Signature with stamp Dean/Principal/Director

Undertaking - To be given by the Dean/Principal of the Institute

I hereby given an undertaking that :

- (i) The college will admit students only after obtaining the permission from Central Govt.
- (ii) In the event of this declaration turning out to be either incorrect or any part of this declaration subsequently turning out to be incorrect or false, it is understood and accepted that the undersigned shall be responsible for any such misdeclaration or misstatement.
- (iii) In case, the declaration made by me is found to be false in any material point then necessary Civil / Criminal proceedings, including prosecution under Section 199 of the Indian Penal Code, 1860, may be initiated against me by the Competent Authority.
- (iv) The college has obtained all requisite statutory approvals.
- (v) The college has fulfilled all requirements as per the applicable Minimum Standard Requirement for the Medical College Regulations, 1999.
- (vi) The mandatory requirements laid down by the Persons with Disabilities Act are met by the college

Date: 9/2/18

Signature with stamp Dean/Principal/Director

1578/6
12-02-18¹

MEDICAL COUNCIL OF INDIA

ASSESSMENT FORM FOR 150 - MBBS ADMISSIONS REPORT

(INCREASE IN ADMISSION CAPACITY FROM 100 TO 150)

Part A-II (2018-19)

(to be filled by the Assessors)

1.1 Type of Assessment

U/S 10A-regular/compliance: Letter of Permission (), 1st renewal (), 2nd renewal (), 3rd renewal (), 4th renewal ()

U/S 10A- Increase Admission Capacity: Regular/Compliance: Letter of Permission (), 1st renewal (), 2nd renewal (), 3rd renewal (), 4th renewal ()

√ U/S 11- Recognition - Regular

Continuation of Recognition - Regular / Compliance

Any Other: Nil

Name of the Institution	:	Government Medical College, Miraj
Address	:	Government Medical College, Miraj Miraj Pandharpur Road Miraj -416 410
Telephone No.	:	0233-2232091 to 9757345221
E-mail	:	deangmcmiraj@yahoo.co.in
College Website :		gmcmiraj.co.in

Prof. (Dr. Bharat Singh)

CDR. A.T. LEUNG
12/18

12/18

12/18

Signatures of the Assessors
12/18

Date 9/2/18

Signatures of Dean/Principal
Govt. Medical College, Miraj

Council Letter No. & Date	:	MCI -37(1)(UG)(RG-34)/2017-Med./ Date :- 06.02.2018		
Assessment Date:		08/02/2018 & 09/02/2018	Last Assessment Date :	08 January 2018
PG Courses	:	Yes, in Anatomy (3 MD), Physiology (2MD), Pathology (5 MD), Microbiology (1), Pharmacology (2), Community Medicine(3MD, 2DPH), General Medicine(6), Paediatrics(8MD, 2DCH), General Surgery(12 MS), Ophthalmology(3 MS, 2 DOMS), Obstetrics and Gynaecology(6MD, 4DGO)		

Particulars of Assessors

Name of the Assessors	Correspondence Address	Contact No.	Email
1. Dr. Bharat Jain, (Co-ordinator)	Professor & Head, Deptt. of Pathology, Gajra Raja Medical College, Gwalior, Madhya Pradesh.	Mob. - 09425116399	drbharatjain@gmail.com
2. Dr. A.T. Leuva, Dean,	Professor of Tuberculosis & CD, Medical College Baroda, Baroda, Gujarat	Mob. - 09824009006	hodtbcd@rediff.com, deanmcbird@gmail.com
3. Dr. D.T. Venkatesha,	Professor & HOD, Deptt. of Microbiology, Hassan Institute of	Mob- 09448262118	venkatdt2002@yahoo.co.in

Signatures of the Assessors

Date 9/2/18


Signature of Dean
Gandhi Medical College, Miraj.

	Medical Sciences, <u>Hassan, Karnataka.</u>		
--	--	--	--

1.2. **The College has following**

The campus plot is.	divided into two parts, medical college has two hospitals, one Govt. medical College Hospital (GMCH, Miraj) and one Padmabhushan Vasantdada Patil Hospital situated in Sangli (PVPGH, sangli), that is 6 km away from medical college. (if divided, Please give details.)
Building Plan approval from the competent authority.	Name-Municipal Corporation Miraj Dist Sangli No. – presently not available- Date – 29 September 1961
Building Use/ Occupancy Certificate from the competent authority.	Name-PWD No.-1063,65,80,88,94, Date-2014

1.3 **Dean/Principal:** Dr. **Pallavi Prabhakar Saple**, MD DNB DCH Pediatrics with 22 years of teaching experience - 6 years 11 months yrs of professor & 5 years 9 months yrs of experience of Asso Prof and 5 years 8 months . She is also holding the post of Professor in the Department of Paediatrics.



Signatures of the Assessors

Date 9/2/18



Signatures of Dean/Principal

Dean Office is located in the Campus of the college/building along with the administrative block. Adequate space (as per MSR guidelines by MCI) and other required facilities (as given in the table below) are provided/not provided to the administrative staff.

Office Space Requirement	Requirement Space (mts)	Available (sq m)
Dean/Principal Office	36	42
Staff Room	54	150 at PVPGH, Sangli + 150 at GMCH, Miraj
College Council Room	80	200

1.4 Medical Education Unit (MEU):

Available as per Regulations	:	Yes
Name of the MEU coordinator	:	Dr. Mrs. Rajani Joshi (Prof. Anatomy 21 yrs 9 mths)
Name, Designation & Experience of affiliated faculty	:	Dr. Sachin Patankar, (Asso Prof Medicine, 12 years) Dr. Sanjyot Kurane, (Asso Prof Surgery 7 yrs 3 Months) Dr. Pankaj Joshi (Asso. Prof. Microbiology 13 yrs 2 mths) Dr. Pradnya Bhalerao (Asso. Prof. Anaesthesiology 21 yrs 6 mths)
Name of the MCI Regional (Nodal) Centre where above training has been undertaken	:	Institute of Medical Education Technology & Teachers training, Maharashtra University of Health Sciences Nashik, Regional Centre, Pune
Details of the Orientation programme and Basic Course Workshop undergone by MEU(No. of programmes organized during Academic year, No. of People attended, proceedings (to be verified at the time of assessment)	:	Attached

Signatures of the Assessors

Date 9/2/18

Signature of the Dean
DEAN
Govt. Medical College, Miraj.

Date/s of the above workshops	:	18-21 Jan 2016, 14th to 17th March 2016, 6-8 May 2013, 27 Feb to 2 March 2017, 5-7 Apr 2011
Details & Duration of Workshops in Medical Education Technology conducted by MEU	:	Research Methodology workshop conducted on 3-5 March 2016, 6-8 Sept 2017
Details of faculty who have undergone basic course workshop in <i>Medical Education Technology</i> at the allocated MCI Regional Centre	:	Dr. Mrs. Rajani Joshi, Dr. Pradnya Bhalerao, Dr. Sachin Patankar, Dr. Sanjyot Kurane, Dr. Pankaj Joshi,
Details of faculty who have undergone advanced course workshop in <i>Medical Education Technology</i> at the allocated MCI Regional Centre	:	Dr. Mrs. Rajani Joshi, Dr. Sachin Patankar, Dr. Sanjyot Kurane, Dr. Pankaj Joshi, Dr. Pradnya Bhalerao
Feedback evaluation of workshops and action taken reports on the basis of feedback obtained	:	Attached

1.5 Continuing Medical Education :

No and Details of CMEs/workshop organized by the college held in the past 1 year	:	<p>Workshops on Basic life support and Advanced Life support conducted by Department of Paediatrics on 20 & 21 Jan 2018 Research Methodology workshop conducted by Dept of Pharmacology dates 3-5 March 2016, 6-8 Sept 2017</p> <p>Workshops on Basic life support, Basic ECG Techniques, Basic Suturing skills, Basic Clinical skills, Trauma management skills for students on 30th June & 1st July 2017 Under Medicinencia .</p> <p>MEDICIENCIA CME organized on 2nd & 3rd</p>
--	---	---

Signatures of the Assessors

Date 9/2/18

Govt. Medical College, Miraj.
Signatures of Dean/College

	July 2017.
Details of the credit hours awarded for the past one year	: Credit Hours – 8 (4 for research methodology & 4 for MEDICIENCIA CME)

1.6 College Council :

Name, designation, contact no. and address of the President & Secretary.	: Dr. Pallavi Prabhakar Saple, Dean GMC Miraj, 02332231158 Govt. Medical College, Pandharpur Road, Miraj – 416410
Composition of the Council (HODs as members & Principal / Dean as chairperson)	: All Head of the Departments, Medical Superintendants, Administrative Officers, Matrons
No. of times the College Council meets per year (min 4)	: 24 (Every 1 st & 3 rd Wednesday of Month)
Details of college Council meetings where students Welfare was discussed and Action taken report (details / comments in annexure II)	: ENCLOSED Annexure

Signatures of the Assessors

Date 9/2/18

DEAN
Govt. Medical College, Miraj.

- 1.7 **Pharmacovigilance Committee:** Present
No. of meeting in the previous yrs. 5_(Minutes to be checked) - Annexure

1.8 **Examination Hall:**

Requirement	Available
No. - 1/2/3	2
Area - 250 Sq. mt.	250 sq m
Capacity - 250	250

1.9 **Lecture Theatres:**

	Medical college		Hospital		Comments
	Req	Available	Req	Available	
Number	4	4	1	1	
Capacity	180	180	200	200	
Type (Gallery)	Yes		Yes		
A.V. Aids	Yes		Yes		

1.10 **Library**

Air-conditioned - Yes

Working Hours:

- Stack room : 9.00 am to 5.00 pm
- Reading room : : 9.00 am to 12.00 midnight

Signatures of the Assessors

Date 9/2/18

DEAN
Signatures of Dean/Principal
Govt. Medical College, Miraj.

Area	Required	Available	Remarks
Student Reading Room (Inside)	2400 Sq.m. 150 Capacity	2400 Sq.m 150 Capacity	
Student Reading Room (Outside)	150 Capacity	150 capacity	
Staff Reading Room	30 Persons	30 Persons	
Room for Resident/PG reading room	Available	Available (50 capacity)	
Particulars	Required Nos.	Available Nos.	Remarks
No. of Books	11000	37604	
Journals (Indian)	70	27	
Journals (Foreign)	30	63	
Internet Nodes	40	40	

1.11 Common Room for Boys & Girls

	Area Required Sq. Mt.	Available Area Sq. Mt.	Toilet - Attached Y/N
Boys	150	180	Available
Girls	150	180	Available

Signatures of the Assessors

Date 9/2/18

DEAN
Signatures of Dean/Principal
Govt. Medical College, Miraj.

1.12 Central Photography Section: Available Yes
 Staff Yes
 Equipments Yes

1.13 Hostel: Location - Within campus

Hostel Category	Required Capacity	Available Capacity (No Rooms X capacity of each room = Total capacity)	Furnished (Y/N)	Toilet Facility Adequate/ Inadequate	Mess (Y/N)	Hygiene of Hostel campus Y/N	Visitor room, AC Study room with internet & Computer, Recreation room with TV, Music, Indoor Games Y/N	Remarks
UG Students @ (75% Capacity)	565	609 Boys 1 – 200 x 1 Boys 2 – 54 x 2 Boys 3 – 22 x 3 Girls 1 – 61 x 3 Girls 2 – 52 x 1	Y } 374 } 233	Yes Adequate	Y	Y	Y	
Interns @ 100% Capacity	150	60 x 2 = 120	Y	Y	Y	Y	Y	
Resident @ 100% Capacity including PG	85	66 x 2 = 132 50 x 2 = 100	Y	Y	Y	Y	Y	Hostels are situated in two hospital campuses
Nurses @ 20% Capacity	75	60 x 1 = 60	Y	Y	Y	Y	Y	

Signatures of the Assessors

Date 9/2/18

Signatures of Dean/Principal
 DEAN
 Govt. Medical College, Miraj.


Residential Quarters:

Category	Required Nos.	Available Nos.	Remarks
Teaching Staff @ 20% Capacity	26	64	
Non-Teaching Staff @ 20% Capacity	36	110	

1:14 Recreational Facilities:

Outdoor games	Yes
Play field/s	Available
Type of games	Cricket, Football, Badminton,
Indoor games facilities	Yes (Table Tennis, Carrom, etc)
Gymnasium	Available

1.15 Gender Harassment Committee -: Yes (Documents to be seen at the time of assessment) - Annexure



Signatures of the Assessors

Date 9/2/18


 DEAN
 Signatures of Dean/Principal
 Govt. Medical College, Miraj.

TEACHING HOSPITAL

- 2.1 Name of the Hospital: 1. Padmabhushan Vasantdada Patil Govt. Hospital Sangli (PVPGH Sangli)
2. Govt. Medical College Hospital, Miraj (GMCH Miraj)
- Owned by: Government 1. **PVPGH Sangli** - Dr. Subodh Ugane MS (Surgery) with 10 years of administrative experience
2. **GMCH Miraj** - Dr. Vaibhav Sonar, MD (FMT), with 10 years administrative experience.

- 2.2 Name of the Medical Superintendent: _____, MD/MS (_____), with _____ years administrative experience.


	Space Requirement	Availability
Medical Supdt's Office	36 sq. mt.	1. PVPGH Sangli – 36 sq m 2. GMCH Miraj – 36 sqm
Administrative Office	150 sq. mt	1. PVPGH Sangli – 150 sq m 2. GMCH Miraj – 150 sqm

- 2.3 **Teaching and other facilities :**

OPD Timings	:	9.00 A.M. to 1.00 P.M.
Separate Registration areas for male/female patients available	:	yes
Separate Registration counters for OPD/IPD	:	available

Signatures of the Assessors

Date 9/2/18


DEAN
 Signatures of Dean/Principal
 Govt. Medical College, Miraj.

Are the Registration counters computerized	:	yes
Staff for registration center	:	adequate
Waiting areas for above patients available	:	yes
No. of rooms for examination of patients available	:	yes
Capacity of teaching area in each department	:	yes
Enquiry Desk	:	yes

2.4 Facilities available in OPD

-Medicine Injection room - Male - Female	Yes Yes	E.C.G. Room	Yes
Surgery Dressing room - - Male - Female	Yes Yes	Minor OT	Yes
Orthopaedics Plaster room Dressing room - - Male - Female	Yes Yes Yes	Plaster cutting room	Yes

Signatures of the Assessors

Date 9/2/18

Signature of Dean/Principal
DEAN
Govt. Medical College, Miraj.

Ophthalmology	Refraction Rooms	Yes
	Dark Rooms	Yes
	Dressing Rooms / Minor Procedure Room	Yes
ENT	Audiometry (AC & Sound proof)	Yes
	Speech Therapy	Yes
Pediatrics	Child Welfare Clinic	Yes
	Immunization Clinic	Yes
	Child Rehabilitation Clinic	Yes
OBS & GYN	Antenatal Clinic	Yes
	Sterility Clinic	Yes
	Family Welfare Clinic	Yes
	Cancer Detection Clinic	Yes

Comments : above mentioned facilities are available in both hospitals

2.5 Total Number Of Teaching Beds (Distance between two beds should be 1.5 m.)

Teaching Hospitals in Campus with Total Beds 700 (390 + 310).

Teaching Hospitals in Outside the Campus One hospital PVPGH, Sangli (6 Kms. from the campus) with Total Beds 390.

Department	Ward Nos.	Beds Required	Total Beds Available	Facilities Available in Each Ward						Remarks
				Nursing Station Y/N	Exam/Treat Room Y/N	Pantry Y/N	Store Room Y/N	Duty Room Y/N	Demo Room (25 Capacity) Y/N	
Gen. Medicine	5	150	150/5	Y	Y	Y	Y	Y	Y	All these beds are total beds available in two hospitals as mentioned above
Pediatrics	3	90	90/3	Y	Y	Y	Y	Y	Y	
TB & Respiratory Medicine	1	20	30/1	Y	Y	Y	Y	Y	Y	

Signatures of the Assessors

Date 9/2/18

DEAN
Signatures of Dean/Principal
Savitribi Medical College, Miraj.

Department	Ward Nos.	Beds Required	Total Beds Available	Facilities Available in Each Ward						Remarks
				Nursing Station Y/N	Exam/Treat Room Y/N	Pantry Y/N	Store Room Y/N	Duty Room Y/N	Demo Room (25 Capacity) Y/N	
Psychiatry	1	15	15/1	Y	Y	Y	Y	Y	Y	
Dermatology	1	15	15/1	Y	Y	Y	Y	Y	Y	
Gen. Surgery	5	150	150/5	Y	Y	Y	Y	Y	Y	
Orthopedics	3	90	90/3	Y	Y	Y	Y	Y	Y	
Ophthalmology	1	15	30/1	Y	Y	Y	Y	Y	Y	
ENT	1	15	30/1	Y	Y	Y	Y	Y	Y	
OB & GYN	3	90	100/3	Y	Y	Y	Y	Y	Y	
Total	24	650	700/24							

2.6 Clinical material (*Random verification to be done by the Assessor).

Item	On the Day of assessment	Remarks
O.P.D. attendance at 2.00 PM On first day	2472	
Casualty attendance (24 hrs. data)	211	
No of admissions	222	
No. of discharges	180	
Bed occupancy% at 10.00AM on first day	110%	
Operative Work		
No, of major surgical operations	33	

Signatures of the Assessors

Date 9/2/18

DEAN
Signatures of Dean/Principal
Govt. Medical College, Miraj.

Item	On the Day of assessment		Remarks
	O.P. D	I.P.D	
No. of minor surgical operations	6		
No. of normal deliveries	14		
No. of caesarian sections	7		
<u>Radiological Investigations</u> (No. of patients)	O.P. D	I.P.D	
X-ray	114	54	
Ultrasonography	101	59	
Barium, IVP etc.	8	1	
C.T. Scan	40	5	


Item	On the Day of assessment		Remarks
	O.P. D	I.P.D	
Laboratory Investigations - No. of Patients/ samples	O.P. D	I.P.D	
Biochemistry	163	321	
Microbiology	18	41	
Serology	90	121	
Hematology	392	897	
Clinical pathology	35	18	
Histopathology	0	10	

Signatures of the Assessors

Date 9/2/18

Signatures of **DEAN** Principal
Govt. Medical College, Miraj.

Item	On the Day of assessment		Remarks
	O.P. D	I.P.D	
Laboratory Investigations - No. of Patients/ samples			
Cytopathology	3	18	



Signatures of the Assessors

Date 9/2/18


DEAN
Signatures of Dean/Principal
Govt. Medical College, Miraj.

2.7 **Medical Record Section:**

Computerized

ICD X classification of diseases followed for indexing : yes

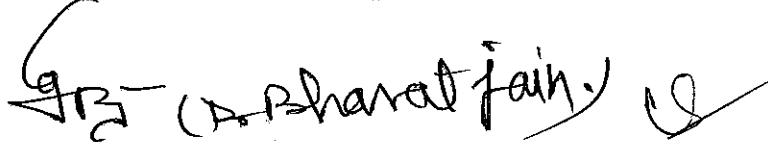
2.8 **Central casualty services :**


No of Beds: Required_ 25 Available 28 (8+20)

- Number of CMO posted/Shift : 04 (2+2) No. of CMO present during Assessment round : 2
- Number of nurses posted / Shift: 06 (3+3) Total No. of CMO: 4
- Separate casualty for OBGY cases: available, if yes No. of beds 2

Equipment	Availability Y/N	Number
Central Oxygen & suction facility	Y	5
Pulse oximeter	Y	3
Ambu bag	Y	3
Disaster trolley	Y	2
Crash Cart	Y	1
Emergency Drug Tray	Y	5
Defibrillator	Y	1
Ventilator	Y	1
X-ray Unit - (Mobile)	Y	1
Minor OT	Y	1

Comments: Both hospitals have casualty facilities

 (A. Bharat Jain)


Dr. A.T. Leung
9/2/18

2.9 Clinical Laboratories

Central Clinical Laboratory: Under control of department of : Pathology

Separate sections for pathology, microbiology, hematology & biochemistry: **available**

2.10 Operation theatres

Type	Requirement	Available	Remarks
Major	9	17 (7+10)	Total number of OTs in two hospitals
Minor	2	02 (1+1)	Total number of OTs in two hospitals

2.11 Equipment available in O. T. Block (Specify numbers)

Dept	Theatres Nos.	A/C Y/N	Central Oxy/ Nitrous Oxide Y/N	Anesthesia Machine Y/N	Multipara Monitor with Capnograph Y/N	Defibrillators Y/N	Infusion Pumps Y/N	Remarks
Gen Surgery	<u>4</u>	Y	Y	Y	Y	Y	Y	Total number of 17 OTs are available in two hospitals as mentioned above
ENT	<u>2</u>	Y	Y	Y	Y	Y	Y	
Ophthal	<u>2</u>	Y	Y	Y	Y	Y	Y	
Ortho	<u>3</u>	Y	Y	Y	Y	Y	Y	
OBS & GYN	<u>2</u>	Y	Y	Y	Y	Y	Y	
Emergency	<u>2</u>	Y	Y	Y	Y	Y	Y	

Signatures of the Assessors

Date 9/2/13

Signatures of **DEAN** Principal
Govt. Medical College, Miraj.

Dept	Theatres Nos.	A/C Y/N	Central Oxy/ Nitrous Oxide Y/N	Anesthesia Machine Y/N	Multipara Monitor with Capnograph Y/N	Defibrillators Y/N	Infusion Pumps Y/N	Remarks
Septic	<u>2</u>	<u>Y</u>	<u>Y</u>	<u>Y</u>	<u>Y</u>	<u>Y</u>	<u>Y</u>	

No. of Pre-operative Beds available 8 (4+4) available in two hospitals

No. of Post Operative Beds available 10 (4+6) available in two hospitals

2.12 Intensive Care: Following intensive areas are available -

Type	Beds (Required)	Beds (Available)	Patients on day of assessment	AC Y/N	Central Oxygen/ Suction Y/N	Major Equipment (Monitor, Ventilator, ABG, Pulse Oximeter etc.) Y/N	Remarks if any
ICCU	5	<u>10(05+05)</u>	<u>10</u>	<u>Y</u>	<u>Y</u>	<u>Y</u>	<u>Available in both hospitals (number of beds written in brackets)</u>
ICU	5	<u>10 (05+05)</u>	<u>10</u>	<u>Y</u>	<u>Y</u>	<u>Y</u>	<u>Available in both hospitals (number of beds written in brackets)</u>
SICU	5	<u>12 (06+06)</u>	<u>12</u>	<u>Y</u>	<u>Y</u>	<u>Y</u>	<u>Available in both hospitals (number of beds written in brackets)</u>

Signatures of the Assessors


Date 9/2/18

DEAN
Govt. Medical College, Miraj.
Signatures of Dean/Principal

NICU/PICU	5	<u>20 (10+10)</u>	<u>20</u>	<u>Y</u>	<u>Y</u>	<u>Y</u>	<u>Available in both hospitals (number of beds written in brackets)</u>
		<u>11 (3+8)</u>	<u>11</u>				

2.13 Labor Room

Rooms	Beds	Remarks
Clean Cases	10 (06+04)	<u>Available in both hospitals (number of beds written in brackets)</u>
Septic Cases	4 (02+02)	<u>Available in both hospitals (number of beds written in brackets)</u>
Eclampsia	3 (02+01)	<u>Available in both hospitals (number of beds written in brackets)</u>



Signatures of the Assessors

Date 9/2/18

DEAN
 Signatures of Dean/Principal
 Govt. Medical College, Miraj.

2.14 Radiological Facilities:

Equipment	Required no.	Available no.	AERB Approval Y/N	Functional Status at the time of assessment Y/N	Remarks if any
Mobile X Ray 60 mA 100 mA	3 3	<u>3</u> <u>3</u>	<u>Y</u> <u>Y</u>	<u>Y</u> <u>Y</u>	<u>Available in Both hospitals (number of machines are in brackets)</u>
Static X Ray 300 mA 600mA 800/1000 mA	2 2 2 IITV + Fluoroscopy	3 (2+1) 02 (1+1) 02 (1+1)	<u>Y</u> <u>Y</u> <u>Y</u>	<u>Y</u> <u>Y</u> <u>Y</u>	<u>Available in Both hospitals (number of machines are in written in brackets)</u>
CT Spiral Minimum 16 slice	1	<u>1</u>	<u>Y</u>	<u>Y</u>	<u>1.5 Tesla MRI is also available</u>


Equipment	Required no.	Available no.	PNDT Approval Y/N	Functional Status at the time of assessment Y/N	Remarks if any
USG	3	<u>4</u> (1+3)	<u>Y</u>	<u>Y</u>	<u>Available in Both hospitals (number of machines are in</u>

Signatures of the Assessors

Date 9/2/18

Signatures of DEAN Principal
Govt. Medical College, Miraj.

					written in brackets)
--	--	--	--	--	----------------------



Signatures of the Assessors

Date 9/2/18



DEAN
Signatures of Dean/Principal
Govt. Medical College, Miraj.

2.15 Blood Bank:

Available and functional: **Yes**

Number of units dispensed in a day: 32 units dispatched at GMCH, Miraj and 26 at PVPGH, Sangli

Number of units stored on day of assessment : PCV - 139, FFP - 320, PLT - 18 stock at GMCH, Miraj, 117 units whole blood stock at PVPGH, Sangli

License valid up to: 06-07-2022 at GMCH Miraj and 31-12-2018 at PVPGH, Sangli **Annexure** (LICENCE NUMBER AND COPY TO BE APPENDED AS ANNEXURE)

Blood Separation Facility - Available at GMCH, Miraj only, not in PVPGH, Sangli

2.16 Pharmacy : Pharmacist/Staff available: (9 at PVPGH, Sangli and 6 at GMCH, Miraj) List to be included

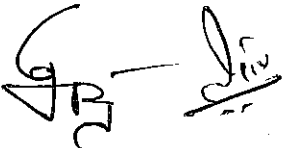
- No. of sub-stores located in different parts of hospital: 01 in each hospitals
-

2.17 Central sterilization Department :

- Timings 7.30 am to 2.30 pm & Shifts: 1 Shift
- Equipment: Horizontal autoclaves 3 (1+2) / Vertical autoclaves 1, ETO Sterilisers: Available 01.
- Separate receiving and distribution points - Yes
-

2.18 Intercom: Available : **yes**

No. of incoming lines 12 No. of extension lines: 200

2.19 Central laundry/Alternative Arrangements:


Signatures of the Assessors



Date 9/2/18


DEAN
 Signatures of Dean/Principal
 Govt. Medical College, Miraj.

In House, laundries are available in both PVPGH, Sangli and GMCH, Miraj
 Type of Laundry: Mechanized

2.20 Kitchen/ Alternative Arrangements

- In-House
- Food free of charge: yes Number of patients PVPGH, Sangli - 180 and GMCH, Miraj - 115
- Provision of special diet: yes
- Services of a nutritionist/dietician: available

2.21 (a) Total no. of Canteens: . For staff 1 For students 3 For Patients/ Relatives: 2
 (b) Total no. of Mess in campus : 7

2.22 Arrangements for Biomedical Waste Management.

- Outsourced: (if outsourced, append MOU) (If in-house, please specify details of facilities available) - Annexure

2.23 Central Research Lab:

- Available - Yes
- Facilities - Adequate
- Research Projects:
 - Completed Nos 50
 - Ongoing Nos 52

Signatures of the Assessors

Date 9/2/18

DEAN
 Govt. Medical College, Miraj.

2.24 Nursing and Paramedical staff :

PVPGH, Sangli Hospital and GMCH, Miraj Hospital

Nursing staff:	No of Beds 390	
	Category	Required Nos.
Staff Nurses	309	530 (291+239)
Sister Incharge	45	56 (27+29)
ANS	12	8 (04+04)
DNS	5	2 (01+01)
Nursing Suptd	1	4 (02 + 02)
Total	372	600 (325+275)

Signatures of the Assessors


Date 9/2/18

DEAN
Govt. Medical College, Miraj.

Signatures of Dean/Principal

PVPGH, Sangli Hospital and GMCH, Miraj

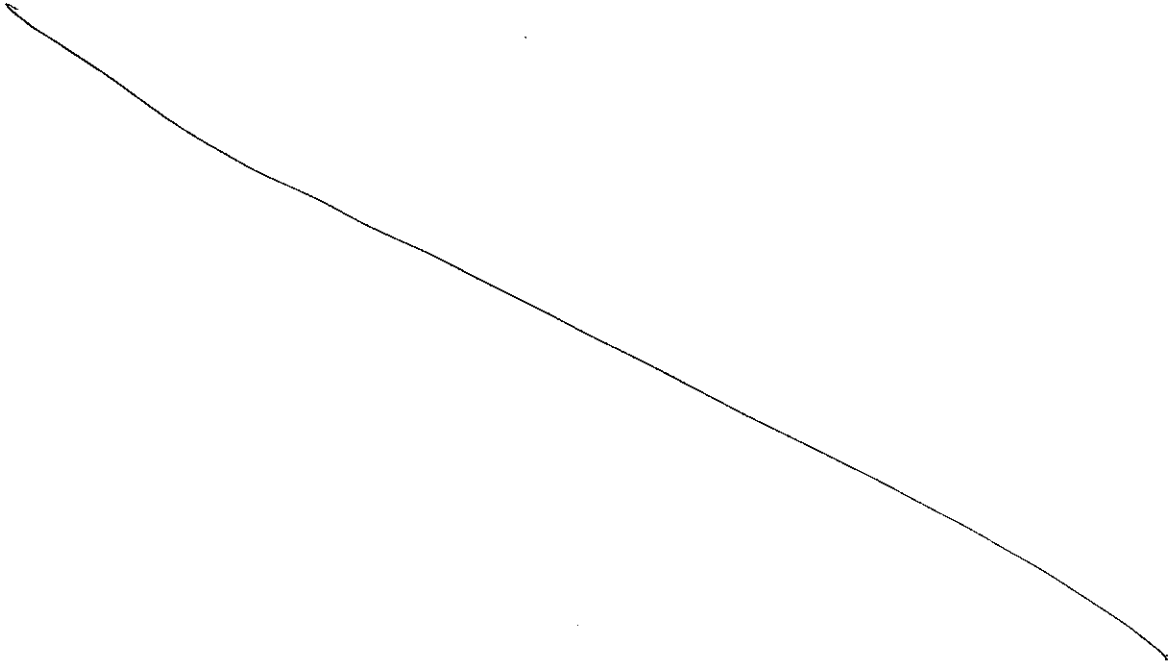
Paramedical And Non teaching staff	Required Nos.	Available Nos.
	182	399(240+159)



Signatures of the Assessors

Date 9/2/18


Signatures of Dean/Principal
Govt. Medical College, Miraj.



Handwritten signatures of assessors.

Signatures of the Assessors

Date 9/2/18

Handwritten signature of the Dean/Principal.
DEAN
Signatures of Dean/Principal
Govt. Medical College, Miraj.

MEDICAL COLLEGE

3.1 College Website:

Sr. No.	Details of information	Yes/No
1.	Details of Dean / Principal and Medical Superintendent Including their name, qualification complete address with telephone and STD code, fax and E-mail etc.	Y
2.	Teaching staff, Resident doctors ,non-teaching staff , Technical staff , Nursing staff--- (a)department & designation wise with joining date (b) Unit wise faculty & resident list	Y
3.	Details of the affiliated university and its Vice-Chancellor and Registrars.	Y
4.	Citizen Charter	Y
5.	List of students admitted merit-wise category-wise (UG & PG) for the current and previous year.	Y
6.	Result of all the examinations of last one year.	Y
7.	Details of members of the Anti Ragging Committee with contact details including landline Phone, mobile, email etc...	Y
8.	Details of members of the Gender Harassment Committee with contact details including landline Ph. mobile, email etc...	Y
9.	Toll free number to report ragging.	Y
10.	Details of the sanctioned intake capacity of various courses UG as well as PGs by the MCI. (with the scan copies of permission letter)	Y
11.	Any research publication during the last one year.	Y
12.	Details of any CME programmes, conferences and/or any academic activities conducted by the institution.	Y
13.	Details of any awards and achievements received by the students or faculty.	Y
14.	Detailed status of recognition of all the courses(with the scan copies of permission	Y

Signatures of the Assessors

Date 9/2/18


DEAN
 Signatures of Dean/Principal
 Govt. Medical College, Miraj.

Sr. No.	Details of information	Yes/No
	letter)	
15.	Details of clinical material in the hospital	Y
16.	unit /dept .wise beds distribution	Y

3.1 (a) College timings_9 am To 5 pm

3.2 Teaching Programme:

Didactic teaching	Yes
Demonstration	Yes
Integrated teaching (Horizontal/Vertical teaching)	Yes
Clinical posting	Yes
Clinical Pathological Conference	Yes
Grand Rounds	Yes
Statistical Meeting	Yes
Seminars	Yes

Teaching Facilities:

3.3 Anatomy

Required	Available	Required	Available
Demonstration Room/s 60 sq m each • No 2 • Capacity - 75 to 100 students	2 75 to 100	AV Aids: available	available

Signatures of the Assessors

Date 9/2/18

DEAN
Govt. Medical College, Miraj.

Required	Available	Required	Available
<ul style="list-style-type: none"> • Histology practical laboratory - 200 sqm • Number of Lab seats 90 • Number of microscopes 90 • Dissection Microscopes 5 	1	Museum: ___ seating capacity	35
	90	• Mounted specimens	311
	90	• Models - Wet & Dry	231
	5	• Bone Sets - Articulated-__ & Disarticulated- __	50 (7+43)
• Dissection Hall 1	1	• MRI & CT	30
Number of dissection tables - 20+5 half standard size	20+5	Number of cadavers - __	10
Cold store / cooling chambers -Capacity of 15 to 18 Bodies	6 big + 2 small	Storage tank - __	6 big + 2 small
Embalming room - 12 sq m, 1	1	Band saw	1
Lockers - 150	150	Departmental Library- (80-100 Books.)	100

Adequate exhaust, light, water supply and drainage facilities - Available/not available.

3.4 Physiology

Required	Available	Required	Available
Demonstration Room/s		AV Aids:	available

Signatures of the Assessors

Date 9/2/18

DEAN
Govt. Medical College, Miraj.

• No - 1, 60 sq m • Capacity - 75 - 100	1 75-100		
Mammalian laboratory 1,	1	Haematology laboratory 1	1
Amphibian Laboratory 1	1	Clinical Physiology Lab. 1	1
Departmental Library - 80-100 Books	210		

3.5 Biochemistry

Required	Available	Required	Available
Demonstration Room/s • No 1 • Capacity - 75-100 students	2 75-100	AV Aids:	available
Number of practical laboratory/ies - 1	1	Library / Seminar rooms - 80-100 Books	Available 100
Number of Lab seats - 75	90		

3.6 Pathology

Required	Available	Required	Available
----------	-----------	----------	-----------

Signatures of the Assessors

Date 9/2/18

Signatures of DEAN
Govt. Medical College, Miraj.

Demonstration Room/s • No - 1, 60 sq m • Capacity - 75-100	2 75-100	AV Aids:	available
Practical labs - • Morbid Anatomy/Histopath./ Cytology - 1 Microscopes_90 • Clinical Pathology/Hematology - 1 Microscopes_90	1 90 1 90	Museum: _____, Seating Capacity- _____ students Specimens: • Mounted • Unmounted • Catalogues	Available 40 550 200 15
Departmental library - 80-100 Books	100		
Service Lab - Histopathology/Cytopathology/Hematology/ Any specialized work 3+1 Clinical pathology	Available 4 labs		

3.7 Microbiology

Required	Available	Required	Available
Demonstration Room/s • No - 1, 60 sq m • Capacity - 75-100 students	2 75-100 students	AV Aids:	available
practical laboratory 1 Number of Lab seats - 90 Number of microscopes/ laboratory - 90	1 90 90	Media preparation facility Autoclaving, Washing and drawing room	available
Number of service laboratories - 7	7	Museum: Specimen, Charts, Models & Catalogue seating capacity- 40 students	available 40, 60, 30, 15 75-100 students
Departmental library - 80-100 Books,	100		

3.8 Pharmacology

Signatures of the Assessors

Date 9/2/18


 DEAN
 Signatures of Dean, Principal, Miraj.
 Govt. Medical College, Miraj.


Required	Available	Required	Available
Demonstration Room/s • No - 1 • Capacity - 75-100 students	2 75-100 students	AV Aids:	available
Experimental Pharmacology 1	Available	Museum: 40 seating capacity	40
Clinical pharmacology/pharmacy 1	Available	• Specimens	138
Departmental Library - 80-100 Books	100	• Charts	100
		• Models	12
		• History of Medicine	20
		• Catalogues	15

3.9 Forensic Medicine

Required	Available	Required	Available
Demonstration Room/s • No - 1, 60 Sqm • Capacity - 75-100 students	2 75-100 students	AV Aids:	available
Forensic Medicine Practical Lab 1	1	Museum :	
Autopsy Block. 1 Location - In/Near hospital in a separate structure.	2 (1 in each hospital - PVPGH, Sangli and	• Medico-Legal Specimens _____ 63 • Charts _____ 7 • Prototype fire arms _____ 120 • Slides _____ 10 • Poisons _____ 106	

Signatures of the Assessors

Date 9/2/18



 Signatures of Dean/Principal
 Govt. Medical College, Miraj.

	GMCH, Miraj)	• Photographs _____ 28 Catalogues _____ 15
Cold storage -_ Capacity of_ Bodies	10 bodies	
Departmental library - 80-100 Books	100	

3.10 Community Medicine

Required	Available	Required	Available
Demonstration Room/s • No - 1, 60 sqm • Capacity - 75-100 students	2 75-100 students	AV Aids:	available
Museum: • Charts • Models • Specimens • Catalogues	106 68 5 43	Practical lab - 1	1 lab shared with microbiology
Departmental Library - 80-100 Books	1400		

3.11 Health Centers (Department of Community Medicine)


RHTC: Tasgaon (place) 25 kms (Distance from the college)

Following Three PHCs are also attached:

PHC I -: Nandre (place) 24 km (Distance from the college)

PHC II -: Kavalapur (place) 22 km (Distance from the college)

PHC III -: Manerajuri (place) 27 km (Distance from the college)




Signatures of the Assessors

Date 9/2/18

DEAN
Signatures of Dean/Principal
Govt. Medical College, Miraj.

Population covered by the RHTC	39945
It is affiliated to College Yes/No	Yes
No. of Students _____ Visit per batch throughout the year No. of Interns _____ Posted per batch throughout the year	Students – 38, Interns – 10 to 12
Separate blocks for accommodating boys in _____ rooms having _____ beds. Girls _____ rooms having _____ beds.(For Interns)	Separate blocks for accommodating boys in one rooms having six beds. Girls in one rooms having six beds.(For Interns)
Facilities for cooking & dining – Yes/No	No
Daily OPD	49
Specialist visits if any	Yes
Cold chain equipment available	Yes
Survey/MCH/Immunization/FP registers	Yes
Activities under the National Health Programmes	Yes


 Signatures of the Assessors

Date 9/2/18


 DEAN
 Signatures of Dean/Principal
 Govt. Medical College, Miraj.


3.12 Details of U.H.T.C.: Miraj Place 2.5 km Distance from college

Population covered by the UHC	5282
It is affiliated to College Yes/No	Yes
Daily OPD	70-80
Diagnostics camps	Yes
Survey/MCH/Immunization/FP registers	Yes
Specialist visits if any	Yes
No. of Students and interns posted in batches of	38 and 12
Deficiency if any	Nil

3.13 CONDUCT OF III MBBS EXAMINATION *(only for recognition under 11(2))* –
: Not applicable as separate assessment was already done on 08 January 2018 by MCI

- University which conducts Examination:
- No. of Candidates appeared in Examination:
- The III MBBS examination (Part-II) was conducted satisfactorily: **yes/no**
- Centre for written/practical examination: _____
- Was the standard sufficient for MBBS Examination as required by Regulations of the Medical Council of India? _____

Signatures of the Assessors



Date 9/2/18

DEAN
 Signatures of Dean/Principal
 Govt. Medical College, Miraj.



3.14

Medical College-Staff Strength: for 150 UG students
Name of College: Government Medical College, Miraj
Number of students - PG Courses (Yes)
Calculation Sheet (Date: 09/02/2018)

Department	Designation	Requirement as per MSR (UG)	Additional faculty required for running PG courses (if any)	Total (UG + PG)	Accepted	Deficiency
Anatomy	Professor	1		1	1	
	Assoc. Prof.	1		1	1	
	Asstt.Prof.	2		2	5	
	Tutor	3		3	3	
Physiology	Professor	1		1	1	
	Assoc. Prof.	1		1	3	
	Asstt.Prof.	2		2	4	
	Tutor	3		3	2	Deficiency of one tutor is compensated by one excess post of assistant professor
Biochemistry	Professor	1		1	1	
	Assoc. Prof.	1		1	1	
	Asstt.Prof.	2		2	2	
	Tutor	4		4	4	
Pharmacology	Professor	1		1	1	
	Assoc. Prof.	1		1	2	

GR
 12/11/18
 Signatures of the Assessors

Date 9/2/18

DEAN
 Signatures of Dean/Principal
 Govt. Medical College, Miraj.


Department	Designation	Requirement as per MSR (UG)	Additional faculty required for running PG courses (if any)	Total (UG + PG)	Accepted	Deficiency
	Asstt.Prof.	2		2	3	
	Tutor	3		3	2	Deficiency of one tutor is compensated by one excess post of assistant professor
Pathology	Professor	1		1	1	
	Assoc. Prof.	3	1	4	4	
	Asstt.Prof.	3	1	4	5	
	Tutor	5	1	6	5	Deficiency of one tutor is compensated by one excess post of assistant professor
Microbiology	Professor	1		1	1	
	Assoc. Prof.	1		1	3	
	Asstt.Prof.	2		2	1	Deficiency of one assistant professor is compensated by one excess post of associate professor
	Tutor	4		4	3	Deficiency of one tutor is compensated by one excess

Signatures of the Assessors

Date 9/2/18

DEAN
Signatures of Dean/Principal
Govt. Medical College, Miraj.

Department	Designation	Requirement as per MSR (UG)	Additional faculty required for running PG courses (if any)	Total (UG + PG)	Accepted	Deficiency
						post of associate professor
Forensic Medicine	Professor	1		1	1	
	Assoc. Prof.	1		1	1	
	Asstt.Prof.	1		1	1	
	Tutor	3		3	5	
Community Medicine	Professor	1		1	1	
	Assoc. Prof.	2		2	3	
	Asstt.Prof.	3		3	3	
	Epidemio-Logist-Cum-Asstt.Prof.	1		1	1	
	Statistician-Cum-Tutor	1		1	1	
	Tutor	4		4	4	
General Medicine	Professor	1		1	1	
	Assoc. Prof.	4		4	5	
	Asstt.Prof.	5		5	9	
	Sr. Resident	5		5	5	
	Jr. Resident	10		10	12	
Paediatrics	Professor	1		1	2	
	Assoc. Prof.	2		2	3	
	Asstt.Prof.	3		3	4	
	Sr. Resident	3		3	3	
	Jr. Resident	6		6	8	
Tuberculosis & Respiratory Diseases	Professor	1		1	0	Deficiency of one professor
	Assoc. Prof.	0		0	0	
	Asstt.Prof.	1		1	1	



 Signatures of the Assessors


Date 9/2/18



 Signatures of DEAN Principal

Govt. Medical College, Miraj.

Department	Designation	Requirement as per MSR (UG)	Additional faculty required for running PG courses (if any)	Total (UG + PG)	Accepted	Deficiency
	Sr. Resident	1		1	0	Deficiency of one SR
	Jr. Resident	1		1	2	
Dermatology, Venereology & Leprosy	Professor	0		0	1	
	Assoc. Prof.	1		1	2	
	Asstt.Prof.	1		1	0	Deficiency of one assistant professor is compensated by one excess post of associate professor
	Sr. Resident	1		1	1	
	Jr. Resident	1		1	3	
	Professor	0		0	0	
Psychiatry	Assoc. Prof.	1		1	0	Deficiency of one associate professor
	Asstt.Prof.	1		1	2	
	Sr. Resident	1		1	1	
	Jr. Resident	1		1	4	
	Professor	1		1	1	
General Surgery	Assoc. Prof.	4		4	5	
	Asstt.Prof.	5		5	9	
	Sr. Resident	5		5	5	
	Jr. Resident	10		10	18	
	Professor	1		1	1	
Orthopaedics	Assoc. Prof.	2		2	2	



Signatures of the Assessors

Date 9/2/18

DEAN
Signature of Dean/Principal
Govt. Medical College, Miraj.

Department	Designation	Requirement as per MSR (UG)	Additional faculty required for running PG courses (if any)	Total (UG + PG)	Accepted	Deficiency
	Asstt.Prof.	3		3	3	
	Sr. Resident	3		3	3	
	Jr. Resident	6		6	8	
Oto-Rhino-Laryngology	Professor	1		1	1	
	Assoc. Prof.	1		1	2	
	Asstt.Prof.	1		1	1	
	Sr. Resident	1		1	1	
	Jr. Resident	1		1	4	
Ophthalmology	Professor	1		1	1	
	Assoc. Prof.	1		1	1	
	Asstt.Prof.	1		1	2	
	Sr. Resident	1		1	1	
	Jr. Resident	1		1	10	
Obstetrics & Gynaecology	Professor	1		1	1	
	Assoc. Prof.	2		2	4	
	Asstt.Prof.	3		3	4	
	Sr. Resident	3		3	3	
	Jr. Resident	6		6	8	
Anaesthesiology	Professor	1		1	1	
	Assoc. Prof.	3	1	4	4	
	Asstt.Prof.	5	1	6	6	
	Sr. Resident	3	1	4	4	
	Jr. Resident	6		6	20	
Radio-Diagnosis	Professor	1		1	1	
	Assoc. Prof.	1		1	2	
	Asstt.Prof.	1		1	3	
	Sr. Resident	3		3	3	

Signatures of the Assessors

Date 9/2/18

DEAN
Signatures of Dean/Principal
Govt. Medical College, Miraj.

Department	Designation	Requirement as per MSR (UG)	Additional faculty required for running PG courses (if any)	Total (UG + PG)	Accepted	Deficiency
Dentistry	Professor	1		1	1	
	Assoc. Prof.	1		1	1	
	Asstt.Prof.	1		1	1	
	JR	1		1	1	

Notes:**For purpose of working out the deficiency:**

(1) The deficiency of teaching faculty and Resident Doctors shall be counted separately.

(A) For Teaching Faculty:

- (a) For calculating the deficiency of faculty, Prof., Assoc Prof., Asst. Prof & Tutor in respective departments shall be counted together.
- (b) Any excess teaching faculty in higher cadre can compensate the deficiency of lower cadre of the same department only.
- (c) Any excess teaching faculty of lower cadre/ category in any department cannot compensate the deficiency of any teaching faculty in the higher cadre/category of the same department or any other department. e.g. excess of Assistant Professor cannot compensate the deficiency of Associate Professor or Professor.
- (d) Excess/Extra teaching faculty of any department cannot compensate the deficiency of any teaching faculty in any other department.

(B) For Resident Doctors:

- (a) Excess of SR can be compensated to the deficiency of JR of the same department only.
- (b) Excess SR/JR of any department cannot compensate the deficiency of SR/JR in any other department.
- (c) Any excess of JR cannot compensate the deficiency of SR in same or any other department.

Signatures of the Assessors

Date 9/2/18


DEAN
 & Dean/Principal
 Govt. Medical College, Miraj.

- (d) Any excess/ extra teaching faculty of same or any other department cannot compensate the deficiency of SR/JR.
e.g. excess of Assistant Professor cannot compensate the deficiency of SR or JR.
- (2) A separate department of Dentistry/Dental faculty is not required where a dental college is available in same campus/city and run by the same management.
- (3) Colleges running PG program require additional staff, beds & other requirements as per the PG Regulations - 2000.

3.15 Details of Faculty/Residents not counted/accepted.

(Only faculty/residents who signed attendance sheet before 11:00 am on the first day of assessment should be verified. (In case of Junior Residents/Senior Residents on night duty, 12:00 noon.) No verification of Declaration forms should be done for the faculty/residents coming after 11:00 am of the first day of assessment)

Sr. No	Name	Designation	Department	Remarks/Reasons for Not Considering
1	Dr Vrushali Ashok Dethe	Assistant Professor	Anatomy	Absent
2	Dr A. V. Gosavi	Associate Professor	Pathology	Absent
3	Dr Datta Kumbhar	Assistant Professor	Microbiology	Absent
4	Dr Sanjay Mane	Tutor	Community Medicine	Absent
5	Dr Baban More	JR	Orthopaedics	Absent



Signatures of the Assessors



Date 9/2/18


DEAN
Signatures of Dean/Principal
Govt. Medical College, Miraj.

6	Dr Prasad Mukane	JR	Anaesthesiology	Absent
---	------------------	----	-----------------	--------

3.16 1) Deficiency of Teaching Faculty: 1.45 % (2 deficiency out of 137 teaching faculty)

2) Deficiency of Resident doctors: 1.44% (1 deficiency out of 81 resident doctors)

Summary of Assessment


- Government Medical College, Miraj (College Name),
is run by Government
- The college has got LOP from GOI/MCI with intake of 150 seats for last academic year 2013-14.
- Type of assessment: for recognition/approval
No. of seats: 150 UG seats
- PG courses : Yes, in Anatomy (3 MD), Physiology (2MD), Pathology (5 MD), Microbiology (1),
Pharmacology (2), Community Medicine(3MD, 2DPH), General Medicine(6), Paediatrics(8MD, 2DCH),
General Surgery(12 MS), Ophthalmology(3 MS, 2 DOMS), Obstetrics and Gynaecology(6MD, 4DGO)
- Deficiency of teaching staff if any:
Shortage of teaching faculty is 1.45 % (2 deficiency out of 137 teaching faculty)
- Deficiency of resident doctors if any:
Shortage of resident doctors is 1.44% (1 deficiency out of 81 resident doctors)


Signatures of the Assessors


Date 9/2/18

DEAN
Signatures of Dean/Principal
Govt. Medical College, Miraj.

- 7. Deficiency of the infrastructure of college and hospital If any: Pl. mention category wise; As per Assessment Form A II 2018-19
- 8. Deficiency of clinical material If any: Pl mention category wise; As per Assessment Form A II 2018-19
- 9. Any other Remarks: Nil


Dr. Bharat Jain
9/2/18



DR. A.T. Langa
9/2/18


Dr. Venkatesh
9/2/18




Signatures of the Assessors

Date 9/2/18


DEAN
Govt. Medical College, Miraj.

Signatures of Dean/Principal



152979
11-01-18

MEDICAL COUNCIL OF INDIA

STANDARD INSPECTION FORM

FORM - C

On the

Final M.B.B.S. Examination of Maharashtra University of Health Sciences Nashik
University

In the subject of

General Surgery

held at

Government Medical college

Place Miraj

1. Date of Inspection : 09/01/2018
2. Names of Inspectors : Dr Abhimanyu Basu, Dr Rakesh Mondal
3. Date of last Inspection/Visitation : 05/10/2016 – 06/10/2016
4. Name of last inspectors/Visitors : Dr T S Rangnath, Dr R R patel, Dr A K Singh

Defects pointed out in the last inspection/visitation if any	Remarks by the University
Nil	

A. Scheme of Examination

1. Theory 120 Marks allotted
2. Clinical/practical 100
3. Oral 20

Minimum marks for Theory + Oral = 70
 Passing the Exam. Practical = 50

B. Theory

1. Theory paper

Subject	Time for the paper (1 copy of each of the papers may be attached).
No. 1	General Surgery-I 27-Nov-2017 10 am to 1 pm
No. 2	General Surgery-II 29-Nov-2017 10 am to 1 pm
2. Dates on which conducted :27/11/2017 & 29/11/2017
3. Where conducted :Gulabrao Patil Homeopathic College, Miraj
4. Invigilation arrangements :by COE, MUHS Nashik
5. No. of candidates appeared :150
6. Papers setters :

Name & qualification	Designation	Experience as Examiner
Confidential. Papers are set by MUHS appointed paper setters		

Remarks by the Inspectors/Visitors regarding

- a) Nature of the questions. – Objectives, LAQ, SAQ
- b) Do they cover the whole field of prescribed curriculum - Yes
- c) What is the standard displayed in the - As per MUHS guidelines answers.
- d) What is the nature of assessment. – Objectives – computerized assessment
Long and Short Answer Questions – manual assessment
At University level at CAP centers
- e) What is the minimum percentage necessary for passing – 50%
the theory examination
- f) What percentage of marks obtained at – 35%
periodical examinations conducted during
the course is carried forwarded to the
final examination.
- g) Method of assessment of examination conducted – Internal assessment
During the course of study to be clearly stated. Examinations as per
MUHS guidelines

Theory Internal assessment		
Exam		Calibrated to out of
6 th Semester	60	} 15
8 th Semester	60	
Preliminary	120	15
Total	240	30
Practical Internal assessment		
Exam		Calibrated to out of
6 th Semester	50	} 15
8 th Semester	50	
Preliminary	120	15
Total	220	30

- h) How has it influenced the result at the final examination -

30 + 30 = 60 marks added in the final marksheet

Internal marksheet marks to be added to theory marks

II. Practical/clinical

How is the practical examination conducted give details.

Cases	Marks (out of)	Total	Minimum
Long case	50	} 100	} 50
Short case	25		
Short case 2 (Ortho)	25		
Viva	20		

Each candidate is allotted one long case of 50 marks and two short cases of 25 marks each out of which one short case is of orthopaedics. Oral viva of 20 marks table viva.

Two internal examiners and two external examiners conduct practical exam.

Long case is assessed by one external and one internal examiner and short cases are assessed by two external and two internal examiners in groups.

Does the practical cover the different branches of the subject? - Yes

a) Time allotted for section.

Long case - 30 min to case taken, 15 min to examine

Short case - 20 min each, examined for 15 min overall

Oral viva - 5 min

b) Examiners

	Names & qualification	Designation	Experience as examiner
Internal 1-4 Jan 2018	P.D.Gurav, M.S.Gen Surgery	Porfessor	20 Years
	V.R.Rokade M.S.Orthopedics	Associate professor	15 years
8-9 Jan 2018	N.N. Hombalkar M.S. Gen Surgery	Associate professor	15 years
	M.Ch Ped Surg V.R.Rokade M.S.Orthopedics	Associate professor	17 years
External			
1-4 Jan 2018	P.D.Nichat M.S.Gen Surgery	Associate professor	17 years
	S.B.Magdum M.S. Gen Surgery	Associate professor	2 years
8-9 Jan 2018	Shital Murchute M.S. Gen Surgery	Associate professor	10 years
	Chinmay Gandhi	Associate professor	15 years

Mode & conduct of practical.

Is it in batches or otherwise. – Yes. 6 batches of 25 students each

c) Are there other centers where the Examination is conducted by the same University? Yes

If so, where? - At other Medical Colleges affiliated to MUHS, Nashik - e.g. BJMC, Pune; RCSMGMC, Kolhapur; SethGSMC, Mumbai; VMGMC, Solapur

i) Do the same examiners conduct the examination in other centers too? – As per appointment by MUHS, Nashik

ii) If not what steps are taken to ensure uniformity of standard.

d) Date of Examination – 01/01/2018 to 04/01/2018 &
08/01/2018 to 09/01/2018 9 am to 5 pm

e) Date and time when the examination was inspected.
9 JAN.2017 9 am to 5 pm

f) Are the invigilation arrangements satisfactory? - Yes

g) No. of candidates appeared. – 25 per batch

h) Number & type of questions (a copy of the question paper may be attached)

i) What is the minimum percentage of required for passing. – 50%

Clinical

- e) Date of Examination. - 01/01/2018 to 04/01/2018 &
08/01/2018 to 09/01/2018
1. Date & time when the examination was inspected.
9 JAN.2017 9 am to 5 pm
 2. Are the invigilation arrangements satisfactory? - Yes
 3. No. of candidates appeared. - 25 per batch
 4. Long cases - 1 long case per candidate
 5. Type of cases given (list may be attached)
 6. Time allotted for study of the case. - 30 min
 7. Nature of Discussion of case by the candidate - history taking, general examination, local examination, systemic examination, treatment
 8. Time of discussion - 15 min
 9. Was the discussion fair, searching and sufficient practical? - Yes

Short Cases

1. Type of cases given (List may be attached).
 2. How many cases were given to each candidate? – 2 short cases each
 3. How long did examination in short cases last for each Candidate? – 20 min
 4. Standard displayed by the candidates in general in the clinical part of the examination. – as per MUHS norms
 5. How was the assessment done? – bedside evaluation of clinical tests.
 6. Was it done jointly by more than one Examiner? - Yes
 7. How many marks are allotted for clinical examination? – 120 marks
 8. What is the minimum percentage for passing the clinical part? – 50%
 9. Are marks obtained in any other part of the examination added on to that obtained in the clinical examination? - No
 10. Are marks given for clinical works done in the wards added on to the marks obtained in the clinical examination? - No
 11. If so, to what extent? - NIL
 12. How has it influenced the result at the final examination? - NIL
- (Method of assessment of clinical work in the wards may be clearly stated).

VIVA-VOICE

1. What did it consist of - Xray, Specimen, Instruments,
(Give extent of coverage of subject) Operative procedures
2. How was it conducted? - Table viva
3. What was the standard? - as per MUHS norms
4. What was the nature of assessment? - as per answers of candidates
5. Was it done jointly by more than one examiner? - Yes
6. How are the marks obtained in different parts of the examination grouped? -
Long case – 50 marks
Short cases – 25 marks each
Table viva – 20 marks
7. What is the minimum for passing in each and in the grand total? – 50 %
8. Results for the last three years.

Year	Percentage
2016	85.56%
2015	86.73%
2014	86.67%

9. No. of students appeared?

Year	Students appeared
2016	97
2015	98
2014	90

10. No. of students passed?

Year	Students passed
2016	83
2015	85
2014	78

11. Other remarks if any.


Conclusions :


Was the examination conducted satisfactorily? - Yes

Observations of the assessors are to be made in assessment report only.

Was the standard sufficient for the M.B.B.S. examination as required by Regulations of the Medical Council of India? - Yes

Observations of the assessors are to be made in assessment report only.


Dr. A. Basu
09.1.18


Dr. Ranjan Mondal
09.01.2018

Third M.B.B.S. (Part - II) Examination, Winter 2017
GENERAL SURGERY - I

Section A - 10 Questions (10 Marks) Section B & C - 10 Marks

SECTION - B & SECTION - C

- Instructions:**
1. Use blue/black ballpoint pen.
 2. Do not write anything on the blank portion of the question paper. If you do, it will be considered as an attempt to cheat.
 3. All questions are compulsory.
 4. The order of the questions will be as follows:
 - a. One answer wherever necessary.
 - b. Two answers wherever necessary.
 - c. Three answers wherever necessary.
 - d. Four answers wherever necessary.
 5. Use common sense in Section B and C.

SECTION - B
(General Surgery) (5 Marks)

Short answer question (any three answers) (3-30)

A. Medial Collateral Ligament (3-30)

B. Hernia (3-30)

C. Lactal (3-30)

D. Gallbladder (3-30)

E. ... (3-30)

Long answer question (3-30)

A. ... (3-30)

B. ... (3-30)

C. ... (3-30)

D. ... (3-30)

E. ... (3-30)

SECTION - C

(20 Marks)

(Orthopaedics)

1. Write short notes on any four of the following: (4x5=20)

(a) Osteoporosis

(b) Osteoarthritis

(c) Spinal cord injury

(d) Fracture

(e) Hip fracture

(f) Osteomyelitis

2. Describe the management of hip fracture in an elderly patient. (5x1=5)

(a) History

(b) Examination

(c) Investigations

(d) Treatment

(e) Prognosis

Third M.B.S. (Part - B) Examination, Winter 2017
GENERAL SUBJECT - II

SECTION - B and SECTION - C

1. Reproduction

The diagram below shows the

2. Do not write answers on the blank portion of the question paper. Answers should be written in the space provided for each question.

3. Reproduction

4. The diagram below shows the

5. The diagram below shows the

6. The diagram below shows the

7. The diagram below shows the

SECTION - B

8. The diagram below shows the

1305

9. The diagram below shows the

10. The diagram below shows the

11. The diagram below shows the

12. The diagram below shows the

13. The diagram below shows the

14. The diagram below shows the

1305

15. The diagram below shows the

16. The diagram below shows the

17. The diagram below shows the

18. The diagram below shows the

1305

SECTION - C (20 Marks)

4. Short answer question (any four out of six) (4×3=12)
- a) Prostate Specific Antigen (PSA)
 - b) Polycystic kidney
 - c) Sigmoid volvulus
 - d) Interventional Radiology
 - e) Spinal Anaesthesia
 - f) Torsion Testis
5. Long answer question. (1×8=8)
- Enumerate causes of painless haematuria. Discuss clinical features and management for carcinoma of urinary bladder.

b) Examiners

Date	Examinees	Names & qualification	Designation	Institute	Experience	
					Designation	Examinee
1-4 Jan	Internal	P.D.Gurav, M.S.Gen Surgery	Professor	GMC Miraj		20
		V.R.Rokade M.S.Orthopedics	Associate professor	GMC Miraj		15
	External	P.D.Nichat M.S.Gen Surgery	Associate professor	GMC Mumbai		17
		S.B.Magdum M.S. Gen Surgery	Associate professor	BVMU Sangli		2
8-9 Jan	Internal	N.N. Hombalkar M.S. Gen Surgery M.Ch Ped Surg	Associate professor	GMC Miraj		15
		V.R.Rokade M.S.Orthopedics	Associate professor	GMC Miraj		17
	External	Dr.Simikore M.S.Gen Surgery	Professor	KLE UNI. Belgavi		25
		Shital Murchute M.S. Gen Surgery	Associate Professor	D.Y.P.medical university Kolhapur		10

Practical exams from Jan 1st to Jan 4th

Sl. No	Long cases	Name of the patient	Ward	MRD no
1	Diabetic foot	Hirabai Tukara Bamane	FSW	136987
2	Ca Breast	Anusaya Kaka Desai	FSW	142149
3	Thyroid Swelling	Shakuntala Tukaram Patil	FSW	138245
4	B/L Inguinal Hernia	Ashok Namdev Abhangrao	MSW	83845
5	Thyroid Swelling	Ruksana Salim Mulani	FSW	132142
6	Diabetic foot	Dada Sahab Babu Kabade	MSW	73141
7	Left Indirect Inguinal Hernia	Vishwanath Babu Mulik	MSW	140542
8				
9				

Sl. No	Short cases	Name of the patient	Ward	MRD no
1	Keloid over Right Ear	Seema Ramesh Utture	FSW	52632
2	Sanskar Dhondiram Kolekar	Implantation Dermoid	FSW	137768
3	Digambar Laxman Dombale	Scalp Dermoid	MSW	137855
4	Kanta Shripati Kamble	Colostomy	FSW	59042
5	Appa Kerappa Sargar	Rt Indirect Inguinal Hernia	MSW	140632
6		B/I B/K Amputation in case DM	FSW	
7				
8				

Practical exams from Jan 8th to Jan 9th

Sl. No	Long cases	Name of the patient	Ward	MRD no
1	Diabetic foot	Hirabai Tukara Bamane	FSW	136987
2	Ca Breast	Anusaya Kaka Desai	FSW	142149
3	Thyroid Swelling	Shakuntala Tukaram Patil	FSW	138245
4	B/L Inguinal Hernia	Ashok Namdev Abhangrao	MSW	83845
5	Right Lower Limb Cellulitis	Vilas Shivaji Gadiwadar	MSW	142152
6	Right Indirect Inguinal Hernia	Najir Nabital Jamadar	MSW	140960
7	Left Indirect Inguinal Hernia	Vishwanath Babu Mulik	MSW	140542
8	B/L Inguinal Hernia	Tukaram Dnyanu Malunge	MSW	142151
9				

Sl. No	Short cases	Name of the patient	Ward	MRD no
1	Keloid over Right Ear	Seema Ramesh Utture	FSW	52632
2	Right Lower Limb Cellulitis	Vimal Raj Pawar	MSW	140472
3	Hirschprung Disease with colostor	Rohit Sambhaji Adake	FSW	142164
4	Sebaceous Cyst over Nape	Vilas Tatoba Chormute	MSW	142153
5	Left Lower limb Cellulitis	Shrikant Babu Gurav	MSW	142149
6	Right Axillary Lipoma	Dadaso Anandrao Chaugule	MSW	142154
7	Right indirect inguinal hernia	Gundiba Piraji Honkette	MSW	140538