

MEDICAL COUNCIL OF INDIA
ASSESSMENT FORM FOR 150 MBBS ADMISSIONS REPORT

Part A-I
(to be filled by the Institution)

1.1 Type of Assessment U/S 11-regular : Recognition

Note:

1. All rows/columns must be filled.
2. 'Not Applicable' should be clearly written wherever a required information is not relevant.
3. All pages of the A-1 are to be signed by Dean/Principal/Director.

Name of the Institution : Yenepoya Medical College, Mangalore
Address : Yenepoya University, University Road, Deralakatte,
Mangalore – 575 018
Telephone No. : 0824-2204668/69/70
E-mail : principalymc@yenepoya.edu.in
Fax : 0824-2204664
Website : www.yenepoya.edu.in
Management : Yenepoya University
Regn. no. : BK-IV-113/2006-07
Letter of Consent from University : No.YU/REG/1147/YMC/2010 dt.23.09.2010
Period of Validity : Permanent
No. of seats as per Essentiality Certificate : 150
Period of Validity : Academic Year 2011-12 onwards
Assessment Date : 30.09.2010
Last Assessment Date : 25th & 26th November 2014


25/12/16 **PRINCIPAL**
YENEPOYA MEDICAL COLLEGE
MANGALORE.

1.2 **For LOI/LOP ONLY:**

- (a) Location: The applicant college is located in **Deralakatte** (city/village) of **Mangalore** taluk **Dakshina Kannada** district of **Karnataka** state.
- (b) The College has following plots of land:

Plot #	Survey #	Place	Area	Remarks if any
	315-1B2	Nithyananda Nagar	31.24	

- (c) The campus is **unitary**/~~divided into parts~~, if not unitary distance between parts.

1.3* Building Plan approval from the competent authority : **Mangalore Town Authority dt. 04.11.1999**

1.4 **Buildings:**


College (Admin. & Academic Block) : **19,292.94 Sq.M.**
Hospital (including OPD) : **31,262.56 Sq.M.**
Hostel & Residential Complex : **35,381.44 Sq.M.**

Occupancy Certificate: approved by **Village Panchayath** Order (Tax paid receipt) No.196/12-13 dt.02.01.2012

1.6 Nearest airport : **20 KMs., Bajpe International Airport**

1.7 Nearest Railway Station : **08 KMs., Kankanady Railway Station**

Date:


PRINCIPAL
Signature with stamp: DEAN/PRINCIPAL/DIRECTOR
VENERABLE MEDICAL COLLEGE 26/2/16
MANGALORE.

- 1.8* Water Supply : 01) **Through 02 Borewells (02 separate Reservoirs, one each for Hospital and Hostels) is available**
 02) **Rain water harvesting also available in hostels**
 03) **Water treatment facilities available**

1.9* Electric supply : **1575 KVA**

1.10* Generators : **Available: Eight Generators of different capacity -2550 KVA**

1.11* Drainage & sewage disposal: **GTF/ SELF**

1.12 Working Hours:

2. OPD Timings : 8.30 am 3.30 pm
3. College Timings : 9.00 a.m. to 4.00 p.m.
- Library Timings : 9 a.m to 12.00 mid night x 6 days
9 a.m. to 1 p.m on Sundays and Holidays


1.13 Annual Budget: College & Hospital

Year	Current Financial Year	
	College (Rupees in Lakhs)	Hospital (Rupees in Lakhs)
Salary		
- Doctors } - Resident - Doctors }	3900.00	47.79
- Other Staff	450.00	600.00
Technical Training	150.00	-
Library & Education	150.00	-
Maintenance	139.35	534.65
Contingencies	50.00	25.00
Others (Hospital-Diet, Drugs)	472.96	466.33 1715.32
Total	5312.31	3389.09

[Handwritten Signature]
 - PRINCIPAL 26/12/22
 VENKOPYA MEDICAL COLLEGE

1.14 Paramedical staff (Nos.): Give details of technicians department wise:

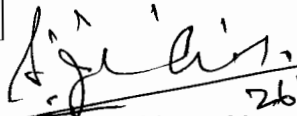
Department	Technician	Assistant	Attendant	Other
Radiology	11		04	04
Biochemistry	03		02	01
Microbiology	07		02	02
Serology	02		01	01
Heamatology	04		01	-
Histo-pathology	05		01	01
Cytopathology	01		01	01
OT	08		03	02
Anesthesia	07		01	03
Blood Bank	06		06	08
Labour Room	10		05	-
Emergency Room	06		04	01
CSSD	08		08	10
Mortuary	01		01	01
Laundry	12		12	02
Electrical	08			05
Housekeeping	-		140	07
Bio-medical	03		-	02
BWM	Biomedical waste is being outsourced to M/s. Ramky Energy & Environment Ltd. as per the orders of Govt. of Karnataka			
Pharmacy	14		02	05


 26/02/2016
 PRINCIPAL
 YENEPOYA MEDICAL COLLEGE
 MANGALORE.

Department	Technician	Assistant	Attendant	Other
Anatomy	04		04	02
Biochemistry	03		02	01
Physiology	02		02	01
Microbiology	07		02	02
Pathology	08		02	02
Forensic Medicine	02		02	02
Community Medicine	01		02	03
Pharmacology	01		02	01
UHC	02		01	09
RHC	01		01	07

1.15 **Nursing Staff available:**

Category	No of Beds : 870	
	Required Nos.	Available Nos.
Staff Nurses	309	320
Sister In-charge	45	45
ANS	12	12
DNS	05	05
Nursing Supdt.	01	01
Total	372	383


 26/02/2016
PRINCIPAL
 YENEPOYA MEDICAL COLLEGE
 MANGALORE.

1.16 Medical Education Unit (MEU):

Available as per regulations : **Yes**
Name of the MEU coordinator : **Dr. Rashmi Jain, Associate Professor
Dept. of Ophthalmology**

		Experience
Details of affiliated faculty :	Dr. Harishchandra B, Professor, General Surgery	20 Yrs. 10 months
	Dr. Prakash Saldanha, Professor, Paediatrics	16 Yrs. 09 months
	Dr. Kishore Kumar Ubrangala, Professor, Gen. Medicine	15 Yrs. 07 months
	Dr. Vidya Hegde, Assoc. Professor, Ophthalmology	15 Yrs. 06 months
	Dr. Vijayalakshmi, Assoc. Professor, ENT	13 Yrs. 05 months
	Dr. Meghana Mukund, Assoc. Professor, Anaesthesiology	08 Yrs. 05 months
	Dr. Abhay S. Nirgude, Prof & HOD, Community Medicine	09 Yrs. 09 months
	Dr. Poonam R. Naik, Professor, Community Medicine	09 Yrs. 09 months
	Dr. Rouchelle C. Tellis, Assoc. Professor, Microbiology	05 Yrs. 06 months
Dr. Qudusia Sultana, Asst. Professor, Anatomy	02 Yrs. 03 months	

Details of the Orientation programme and Basic Course Workshop undergone by MEU Coordinator

Name of the MCI Regional Centre where above training has been undertaken

Date/s of the above workshops

Govt. Medical college, Kozhikode: August 20-22, 2015
PSG FAIMER fellow : 2011 - 2013
PGDBEME(Yenepoya University): 2011
FIME – CMC, Vellore: May 2015 - ongoing

Details & Duration of Workshops in Medical Education Technology Conducted by MEU

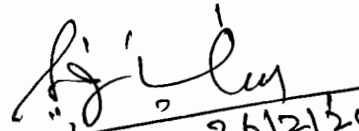
Details of faculty who have undergone basic course workshop in Medical Education Technology at the allocated MCI Regional Centre

Feedback evaluation of workshops and action taken reports on the basis of Feedback obtained (comments in the annexure 1)

Enclosed in Check list – Item No.(3)

1.17 Continuing Medical Education : Details of CMEs/workshop organized by the college held in the past 1 year: **Enclosed in Check list – Item No.(4)**

Details of the credit hours awarded for the past one year (details / comments in annexure II) : **26 hrs**


26/12/2016
PRINCIPAL
YENEPOYA MEDICAL COLLEGE
MANGALORE.

1.18 **College Council :** **Enclosed in Check list – Item No.(5)**


- Name, designation, contact no. and address of the President & Secretary. Dr. Ghulam Jeelani Qadiri,
Principal/Dean
Yenepoya Medical College, Deralakatte, Mangalore.
Ph: 0824-2204664
- Composition of the Council (HODs as members & Principal / Dean as chairperson) Order attached
- No. of times the College Council meets per year (min 4) : **05 to 06 times a year**
- Action taken report on College Council Meetings (details / comments in annexure II) : **Enclosed**

1.19 **Postgraduate Courses:** The institution conducts postgraduate courses as under:

Degree Courses: MBBS Course started in the year 1999 with an intake of 100 seats. Recognized in the year 2004 and in 2014.
Increase of seats from 100 to 150 was permitted in the year 2011

Name of the Course	No. of Permitted seats	No. of Recognized seats
MD- Anatomy	02	02
MD-Physiology	02	Recognition inspection due in April 2016
MD-Biochemistry	02	02
MD-Microbiology	02	02
MD-Pharmacology	02	02
MD-Forensic Medicine	02	02
MD- Community Medicine	04	Recognition awaited
MD- Dermatology	03	01
MD- Psychiatry	03	02
MD- Pathology	06	06
MD- Anaesthesiology	09	09
MD- Paediatrics	04	04
MD- Radio-Diagnosis	04	02
MD- General Medicine	08	06

Date:



Signature with stamp Dean/Principal/Director
YENEPOYA MEDICAL COLLEGE
MANGALORE. 28/02/16

MD- Pulmonary Medicine	01	01
MS- ENT	04	04
MS- Ophthalmology	04	03
MS- General Surgery	10	06
MS- OBG	06	04
MS- Orthopaedics	07	06

1.20 Clinical material

Item	Daily average (for last 3 randomly selected months)		
	August 2015	Oct 2015	Dec 2015
O.P.D. Attendance (At the end of OPD timing)	1782	1824	1816
Casualty attendance (24 hrs. data)	109	112	121
No of admissions	134	142	136
No. of discharges	115	126	118
Bed Occupancy:			
No of Beds occupied	664	686	682
No. of beds required	830	830	830
Bed occupancy %	80%	82%	83%
<u>Operative Work</u>			
No, of major surgical operations	44	45	41
No. of minor surgical operations	29	33	32
No. of normal deliveries	06	07	06
No. of caesarian sections	02	01	01

Date:


 Signature with stamp Dean/Principal/Director
 VENEPOYA MEDICAL COLLEGE
 MANGALORE.

Item	Daily average (for last 3 randomly selected months)					
	August 2015		Oct 2015		Dec 2015	
	OPD	IPD	OPD	IPD	OPD	IPD
<u>Radiological Investigations</u>						
X-ray	115	106	126	114	127	104
Ultrasonography	54	46	63	49	61	53
Barium, IVP etc.	03	04	05	03	04	04
C.T. Scan	07	04	07	05	08	04
<u>Laboratory Investigations</u>						
Biochemistry	733	1099	773	1159	718	1075
Microbiology	119	179	122	183	125	186
Serology	24	29	25	30	20	31
Haematology	838	1258	818	1225	811	1216
Histopathology	01	16	01	16	01	21
Cytopathology	07	15	06	15	07	15
Others	42	101	43	107	48	101
Any Other(HIV/AIDS, DOTS,Malaria etc	28	44	29	44	29	43

Date:

Signature with stamp
 PRINCIPAL
 YENEPOYA MEDICAL COLLEGE
 MANGALORE.
 26/12/2016

1.21 College Website: (to be updated every month with no & date)


Sr. No.	Details of information	Provided or not (with no & date)
1	Dean, Principal & M.S.	Provided
2	Staff-Teaching & non Teaching*	Provided
3	CME, Conference, academic activity conducted	Provided
4	Awards, achievements received by the faculty.	Provided
5	Affiliated university and its VC & Registrar.	Provided
6	Details of the MCs infrastructure a) Academic Facilities (LT, Demo rooms, Common rooms, Labs, Library, Skill lab, Computer Lab, Auditorium): b) Hospital: c) Residential Facilities: Hostel, Cafeteria, Mess, d) Recreation Facilities: Indoor & Outdoor e) Medical Facilities for Students & Staff	Provided
7	Citizen Charter	Provided
8	List of students admitted category wise (UG & PG) in current and previous year.	Provided
9	Results of all examinations in previous year.	Provided
10	Details of members of the Anti Ragging Committee Members with contact details including landline Ph. mobile, email etc..	Provided
11	Toll free number to report ragging.	Provided
12	No. of ragging cases reported to Anti Ragging Committee and Action taken by Anti Ragging Committee.	Nil

Undertaking – To be given by the Dean/Principal of the Institute

I hereby given an undertaking that :

- (i) The college will admit students only after obtaining the permission from Central Govt.
- (ii) In the event of this declaration turning out to be either incorrect or any part of this declaration subsequently turning out to be incorrect or false, it is understood and accepted that the undersigned shall be responsible for any such misdeclaration or misstatement.
- (iii) In case, the declaration made by me is found to be false in any material point then necessary Civil / Criminal proceedings, including prosecution under Section 199 of the Indian Penal Code, 1860, may be initiated against me by the Competent Authority.
- (iv) The college has obtained all requisite statutory approvals.
- (v) The college has fulfilled all requirements as per the applicable Minimum Standard Requirement for the Medical College Regulations, 1999.
- (vi) The mandatory requirements laid down by the Persons with Disabilities Act are met by the college

Date:


PRINCIPAL 56/12/2016
Signature with stamp Dean/Principal/Director
YENEPOYA MEDICAL COLLEGE
MANGALORE.

DI-155315
29-2-16

1

MEDICAL COUNCIL OF INDIA
ASSESSMENT FORM FOR 150 MBBS MBBS ADMISSIONS REPORT
(INCREASE IN ADMISSION CAPACITY FROM 100 TO 150)

Part A-II
(to be filled by the Assessors)

1.1 Type of Assessment


U/S 10A-regular/compliance: Recognition


U/S 11- Recognition : Recognition u/s 11(2)

Continuation of Recognition / Compliance (-)


Any Other: _____ -

Name of the Institution	:	YENEPOYA MEDICAL COLLEGE, MANGALORE		
Address	:	University Road, Deralakatte, Mangalore – 575 018		
Telephone No.	:	0824-2204668/69/70		
E-mail	:	<u>principalymc@yeneponya.edu.in</u>		
Council Letter No & Date	:	No.MCI-37(1)(UG)/Recg-9/2016-17-Med./ dt.22.02.2016		
Assessment Date:		25th & 26th February 2016	Last Assessment Date :	25th & 26th November 2014
PG Courses	:	Yes		


26/2/16
Dr. P.V. Chalam
(Co-ordinator)


26.2.16
Dr. S.S. Saiyad


26/2/16
Dr. Sandeep Kaushik


Dean
PRINCIPAL
YENEPOYA MEDICAL COLLEGE
MANGALORE.

Date : 26.02.2016

Particulars of Assessors

Name of the Assessors	Correspondence Address	Contact No	Email
1. Dr. P.V. Chalam	Professor Dept. of Surgery/General Surgery Gandhi Medical College Hyderabad, Telangana	9848040889	drpvchalam@gmail.com
2. Dr. S.S. Saiyad	Professor Dept. of Anatomy GMERS Medical College Gandhinagar, Gujarat	09898861099, 07567369056	drsssaiyad@gmail.com
3. Dr. Sandeep Kaushik	Professor Dept. of ENT/Otorhinolaryngology Govt. Medical College Kannauj, Uttar Pradesh	09935015199	dockkaushik@gmail.com

1.2 The College has following plots of land:

The campus is.	Unitary	Area : 31.24 Acres
----------------	----------------	---------------------------

1.3 **Dean/Principal:** Dr.Ghulam Jeelani Qadiri, MBBS, MD, MHSM with 23 years of teaching experience 16 years as professor and administrative experience. He is also holding the post of Professor in the Department of Hospital Administration.

Dean Office is located in ground floor of the Academic Block

Office space details are provided below:

Office Space Requirement	Requirement Space (mts)	Available
Dean/Principal Office	36 Sq.M.	40 Sq. M
Staff Room	54 Sq.M.	54 Sq. M
College Council Room	80 Sq.M.	80 Sq. M

Dr. P.V. Chalam
(Co-ordinator)

Dr. S.S. Saiyad


Dr. Sandeep Kaushik


Dr. Ghulam Jeelani Qadiri
Dean
PRINCIPAL
YENEPOYA MEDICAL COLLEGE
MANDALORE.

Date : 26.02.2016

1.4 Medical Education Unit (MEU):

Available as per Regulations	: Yes										
Name of the MEU coordinator	: Dr. Rashmi Jain Associate Professor, Department of Ophthalmology										
Name, Designation & Experience of affiliated faculty	: Dr. Harishchandra B, Professor, General Surgery : 20 Yrs. 10 months Dr. Prakash Saldanha, Professor, Paediatrics : 16 Yrs. 09 months Dr. Kishore Kumar Ubrangala, Professor, Gen. Medicine : 15 Yrs. 07 months Dr. Vidya Hegde, Assoc. Professor, Ophthalmology : 15 Yrs. 06 months Dr. Vijayalakshmi, Assoc. Professor, ENT : 13 Yrs. 05 months Dr. Meghana Mukund, Assoc. Professor, Anaesthesiology : 08 Yrs. 5 months Dr. Abhay S. Nirgude, Prof & HOD, Community Medicine : 09 Yrs. 09 months Dr. Poonam R. Naik, Professor, Community Medicine : 09 Yrs. 09 months Dr. Rouchelle C. Tellis, Assoc. Professor, Microbiology: 05 Yrs. 06 months Dr. Qudusia Sultana, Asst. Professor, Anatomy : 02 Yrs. 03 months										
Name of the MCI Regional (Nodal) Centre where above training has been undertaken	: <ul style="list-style-type: none"> • Govt. Medical college, Kozhikode: August 20-22, 2015 • PSG FAIMER fellow : 2011 - 2013 • PGDBEME(Yenepoya University): 2011 • FIME – CMC, Vellore: May 2015 - ongoing 										
Details of the Orientation programme and Basic Course Workshop undergone by MEU(No. of programmes organized during Academic year, No. of People attended, proceedings (to be verified at the time of assessment)	: <table border="1"> <thead> <tr> <th><u>Course</u></th> <th><u>No. attended</u></th> </tr> </thead> <tbody> <tr> <td>1. Basic Course Workshop</td> <td>23</td> </tr> <tr> <td>2. Basic Course workshop</td> <td>23</td> </tr> <tr> <td>3. OSCE/ OSPE workshop – I</td> <td>25</td> </tr> <tr> <td>4. OSCE/OSPE workshop II</td> <td>25</td> </tr> </tbody> </table>	<u>Course</u>	<u>No. attended</u>	1. Basic Course Workshop	23	2. Basic Course workshop	23	3. OSCE/ OSPE workshop – I	25	4. OSCE/OSPE workshop II	25
<u>Course</u>	<u>No. attended</u>										
1. Basic Course Workshop	23										
2. Basic Course workshop	23										
3. OSCE/ OSPE workshop – I	25										
4. OSCE/OSPE workshop II	25										
Date/s of the above workshops	: March 2014 to April 2015 <ol style="list-style-type: none"> 1. March 25-27, 2014 2. Dec 2-4, 2014 3. April 2, 2015 4. April 13, 2015 										


Dr. P.V. Chalam
(Co-ordinator)


Dr. S.S. Saiyad


Dr. Sandeep Kaushik


Dean

Date : 26.02.2016

PRINCIPAL
YENEPOYA MEDICAL COLLEGE
MANGALORE.


Details & Duration of Workshops in Medical Education Technology conducted by MEU	:	<table border="1"> <thead> <tr> <th>Name of Workshop</th> <th>No. of attended</th> <th>Duration (Day X Hours)</th> </tr> </thead> <tbody> <tr> <td>1. Basic Course workshop</td> <td>23</td> <td>03 X 08 = 24</td> </tr> <tr> <td>2. Basic Course workshop</td> <td>23</td> <td>03 X 08 = 24</td> </tr> <tr> <td>3. OSCE/ OSPE workshop – I</td> <td>25</td> <td>01 X 02 = 02</td> </tr> <tr> <td>4. OSCE/OSPE workshop II</td> <td>25</td> <td>01 X 01.30 = 01.30</td> </tr> </tbody> </table>	Name of Workshop	No. of attended	Duration (Day X Hours)	1. Basic Course workshop	23	03 X 08 = 24	2. Basic Course workshop	23	03 X 08 = 24	3. OSCE/ OSPE workshop – I	25	01 X 02 = 02	4. OSCE/OSPE workshop II	25	01 X 01.30 = 01.30
Name of Workshop	No. of attended	Duration (Day X Hours)															
1. Basic Course workshop	23	03 X 08 = 24															
2. Basic Course workshop	23	03 X 08 = 24															
3. OSCE/ OSPE workshop – I	25	01 X 02 = 02															
4. OSCE/OSPE workshop II	25	01 X 01.30 = 01.30															
Details of faculty who have undergone basic course workshop in <i>Medical Education Technology</i> at the allocated MCI Regional Centre	:	Enclosed in Check List (Item No.3)															
Details of faculty who have undergone advanced course workshop in <i>Medical Education Technology</i> at the allocated MCI Regional Centre	:	Enclosed in Check List (Item No.3)															
Feedback evaluation of workshops and action taken reports on the basis of feedback obtained	:	Enclosed in Check List (Item No.3)															

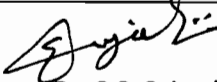
1.5 Continuing Medical Education :

No and Details of CMEs/workshop organized by the college held in the past 1 year	:	Enclosed in Check List (Item No.4)
Details of the credit hours awarded for the past one year		26 hrs


1.6 College Council :

Name, designation, contact no. and address of the President & Secretary.	:	Dr. Ghulam Jeelani Qadiri, Principal/Dean Yenepoya Medical College, Deralakatte, Mangalore. 575018 Ph: 0824-2204664
Composition of the Council (HODs as members & Principal / Dean as chairperson)		Enclosed in Check List (Item No.5)
No. of times the College Council meets per year (min 4) :		05 to 06 times a year
Details of college Council meetings where students Welfare was discussed and Action taken report (details / comments in annexure II)		Enclosed in Check List (Item No.5)


Dr. P.V. Chalam
(Co-ordinator)


Dr. S.S. Saiyad


Dr. Sandeep Kaushik


Dean
PRINCIPAL
YENEPOYA MEDICAL COLLEGE
MANGALORE.

Date : 26.02.2016


- 1.7 Pharmacovigilance Committee** : Present
 No of meeting in the previous yrs. : **Enclosed in Check List (Item No.7)**

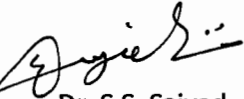
1.8 Examination Hall :

Requirement	Available
No. : 02 Area – 250 Sq.mt. Capacity - 250	No. : 02 Area : Exam Hall No.1 : 900 Sq.M. - 250 capacity Exam Hall No.2 : 600 Sq.M. - 250 capacity


1.9 Lecture Theatres:

	Medical college		Hospital		Comments
	Required	Available	Required	Available	
Number	4	4	1	1	Available
Capacity	04 with 180 capacity	03 with 180 capacity 01 with 380 capacity	200 seating capacity	250 capacity	Available
Type (Gallery)	Yes		Yes		Available
A.V. Aids	Yes		Yes		Available
Facility for E-class	Yes		Yes		Available


 Dr. P.V. Chalam
 (Co-ordinator)


 Dr. S.S. Saiyad


 Dr. Sandeep Kaushik


 Dean
PRINCIPAL
 YENEPOYA MEDICAL COLLEGE
 MANGALORE.

Date : 26.02.2016

1.10 Library

Air-conditioned : Yes

Working Hours : 9.00 AM to 12 Midnight on all week days & 9.00 to 1.00 on Sundays

- a. Stack room : Available
b. Reading room : 9.00 AM to 12 midnight


	Required	Available	Remarks
Area	2400 Sq.m.	2406 Sq. m	
Student Reading Room (Inside)	150 Capacity	150 Capacity	
Student Reading Room (Outside)	150 Capacity	150 Capacity	
Staff Reading Room	30 Persons	30 Persons	
Room for Resident/PG reading room	-	Available 80 capacity	
Particulars	Required Nos.	Available Nos.	Remarks
No of Books	11000	14880	
Journals (Indian)	70	85	
Journals (Foreign)	30	116	
Internet Nodes	-	60 stations + Wi-fi enabled library	


1.11 Common Room for Boys & Girls


	Area Required Sq. Mt.	Available Area Sq. Mt.	Toilet – Attached Y/N
Boys	150 Sq.M.	150 Sq.M.	Yes
Girls	150 Sq.M.	154 Sq.M.	Yes


1.12 Central Photography Section:

Available : Yes
Staff : Available
Equipments : Available


Dr. P.V. Chalam
(Co-ordinator)


Dr. S.S. Saiyad


Dr. Sandeep Kaushik



Dean
PRINCIPAL
VENEPOYA MEDICAL COLLEGE
MANGALORE.


Date : 26.02.2016

1.13 Hostel: Location – Within campus


Hostel Category	Required Capacity	Available Capacity (No Rooms X capacity of each room = Total capacity)	Furnished (Y/N)	Toilet Facility Adequate/ Inadequate	Mess (Y/N)	Hygiene of Hostel campus Y/N	Visitor room, AC Study room with internet & Computer, Recreation room with TV, Music, Indoor Games Y/N	Remarks
UG Students @ 75% capacity	565	Boys : 158 x 2 = 316 Girls : 168 x 3 = 504	Yes	Adequate	Yes	Yes	Yes	
Interns @ 100% capacity	150	75 rooms (75 x 2) = 150	Yes	Adequate	Yes	Yes	Yes	
Resident @100 % capacity including PG	115	Boys: 109 rooms of single/ double occupancy : 150 Girls: 109 rooms of single/ double occupancy : 150 Suit rooms : 20 Total : 320	Yes	Adequate	Yes	Yes	Yes	
Nurses @ 20% capacity	75	Male : 40x2 = 80 Female: 35x3 = 105	Yes	Adequate	Yes	Yes	Yes	

Comments: NIL


26/2/16
Dr. P.V. Chalam
(Co-ordinator)


Dr. S.S. Saiyad


26/2/16
Dr. Sandeep Kaushik


Dean
PRINCIPAL
YENEPOYA MEDICAL COLLEGE
MANGALORE.

Date : 26.02.2016

Residential Quarters:

Category	Required Nos.	Available Nos.	Remarks
Teaching Staff @ 20% Capacity	26	35	
Non-Teaching Staff @ 20% capacity	36	52	

Comments:**1:14 Recreational Facilities:**

Outdoor games		Yes
Play field/s		Yes
Type of games		Football, cricket, badminton, basketball Table Tennis , Tennis
Indoor games facilities		Yes
Gymnasium		Available, Modern Gymnasium with all required gadgets

1.15 Gender Harassment Committee -: Yes (Documents to be seen at the time of assessment)

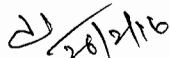
Yes , Women's Grievance Committee & Prevention of Sexual Harassment Committees exist : Enclosed in Check List (Item No.10)




Dr. P.V. Chalam
(Co-ordinator)



Dr. S.S. Saiyad



Dr. Sandeep Kaushik



• Dean
PRINCIPAL
YENEPOYA MEDICAL COLLEGE
MANGALORE.

Date : 26.02.2016

TEACHING HOSPITAL


2.1 Name of the Hospital: **Yenepoya Medical College Hospital , Mangalore**
Owned by: **Government/Trust/Society: Deemed-to-be University u/s 3(A) of UGC act 1956**


2.2 Name of the Medical Superintendent: **Dr. C.P. Abdul Rahman, MD (General Medicine)**, with 10 years administrative experience.


	Space Requirement	Availability
Medical Supdt's Office	36 Sq. M	Available
Administrative office	150 Sq. M.	Available


2.3 **Teaching and other facilities :**

OPD Timings	:	8.30 A.M. to 3.30 P.M.
Separate Registration areas for male/female patients available	:	Yes
Separate Registration counters for OPD/IPD	:	Available
Are the Registration counters computerized	:	Yes
Staff for registration center	:	Adequate
Waiting areas for above patients available	:	Yes
No. of rooms for examination of patients	:	Yes, 04 for each speciality
Capacity of teaching area in each department	:	Yes
Enquiry Desk	:	Yes


Dr. P.V. Chalam
(Co-ordinator)


Dr. S.S. Saiyad


Dr. Sandeep Kaushik



Dean
PRINCIPAL
YENEPOYA MEDICAL COLLEGE
MANGALORE.

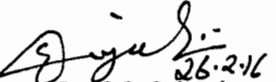
Date : 26.02.2016

2.4 Facilities available in OPD

-Medicine Injection room - Male - Female	Yes Yes	E.C.G. Room	Yes
Surgery Dressing room - - Male - Female	Yes Yes	Minor OT	Yes
Orthopaedics Plaster room Dressing room - - Male - Female	Yes Yes Yes	Plaster cutting room	Yes
Ophthalmology	Refraction Rooms Dark Rooms Dressing Rooms / Minor Procedure Room		Yes Yes Yes
ENT	Audiometry (AC & Sound proof) Speech Therapy		Yes Yes
Pediatrics	Child Welfare Clinic Immunization Clinic Child Rehabilitation Clinic		Yes Yes Yes
OBS & GYN	Antenatal Clinic Sterility Clinic Family Welfare Clinic Cancer Detection Clinic		Yes Yes Yes Yes

Comments : Nil


Dr. P.V. Chalam
(Co-ordinator)


Dr. S.S. Saiyad


Dr. Sandeep Kaushik


Dean
PRINCIPAL
YENEPOYA MEDICAL COLLEGE
MANGALORE

Date : 26.02.2016


2.5 Total Number Of Teaching Beds 770 and admitted patients 638 - Distance between two beds should be 1.5m.

Teaching Hospitals in Campus with Total Beds : 840

Teaching Hospitals in Outside the Campus (_N.A._____Kms. from the campus) with Total Beds - Nil


Department	Ward No	Beds required	Total Beds	Total admitted patients	Nursing Station Y/N	Examination /Treatment Room Y/N	Pantry Y/N	Store Room Y/N	Duty Room	Demo Room (25 Capacity) Y/N	Remarks
Gen. Medicine	30x05	150	150	131	Yes	Yes	Yes	Yes	Yes	Yes	
Pediatrics	30x03	90	90	75	Yes	Yes	Yes	Yes	Yes	Yes	
TB & Respiratory Medicine	30x01	30	30	25	Yes	Yes	Yes	Yes	Yes	Yes	
Psychiatry	40x01	40	40	32	Yes	Yes	Yes	Yes	Yes	Yes	
Dermatology	40x01	40	40	34	Yes	Yes	Yes	Yes	Yes	Yes	
Gen. Surgery	30x05+10	160	160	127	Yes	Yes	Yes	Yes	Yes	Yes	
Orthopedics	30x03	90	90	76	Yes	Yes	Yes	Yes	Yes	Yes	
Ophthalmology	40x01	40	40	32	Yes	Yes	Yes	Yes	Yes	Yes	
ENT	40x 01	40	40	33	Yes	Yes	Yes	Yes	Yes	Yes	
OB & GYN	30x03	90	90	73	Yes	Yes	Yes	Yes	Yes	Yes	
Others	20x02 30x01	-	70	58	Yes	Yes	Yes	Yes	Yes	Yes	
Total	27	770	840	696							

Comments: Total Patients 696 - 58(Other Beds) =638 Patients on Teaching Beds. (638 Patients on 770 Beds= 82.8%)


Dr. P.V. Chalam
(Co-ordinator)


Dr. S.S. Saiyad


Dr. Sandeep Kaushik



Dean
PRINCIPAL
YENEPOYA MEDICAL COLLEGE
MANGALORE


Date : 26.02.2016

2.6 Clinical material (*Random verification to be done by the Assessor).


Assessor should randomly verify the monthly data and fill accordingly in the daily average columns, specifying the months

Item	On Day of assessment	Remarks
O.P.D. attendance (At the end of OPD timing)	1729	
Casualty attendance (24 hrs. data)	108	
No of admissions	116	
No. of discharges	97	
Bed occupancy %:	82.8%(638/770 beds)	
<u>Operative Work</u>		
No, of major surgical operations	28	
No. of minor surgical operations	36	
No. of normal deliveries	07	
No. of caesarian sections	01	


26/2/16
Dr. P.V. Chalam
(Co-ordinator)


Dr. S.S. Saiyad


26/2/16
Dr. Sandeep Kaushik


Dean
PRINCIPAL
YENEPOYA MEDICAL COLLEGE
MANGALORE.


Date : 26.02.2016

Item	On the day of Assessment		Remarks
	OPD	IPD	
<u>Radiological Investigations</u>			
X-ray	121	98	Verified by records
Ultrasonography	71	55	Verified by records
Barium, IVP etc.	06	05	Verified by records
C.T. Scan	07	05	Verified by records

Item	On the day of Assessment		Remarks
	OPD	IPD	
<u>Laboratory Investigations – No of Tests</u>			
Biochemistry	607	810	Verified by records
Microbiology	104	157	Verified by records
Serology	22	30	Verified by records
Haematology	704	1057	Verified by records
Histopathology	01	23	Verified by records
Cytopathology	12	13	Verified by records


2.7 Medical Record Section : Available
Manual / Computerized : Computerized

ICD X classification of diseases followed for indexing : **Yes**


Dr. P.V. Chalam
(Co-ordinator)


Dr. S.S. Saiyad


Dr. Sandeep Kaushik


Dean
PRINCIPAL
YENEPOYA MEDICAL COLLEGE
MANGALORE.


Date : 26.02.2016


2.8 Central casualty services :**No of Beds: Required: 25 : Available: 25**

- Number of doctors posted / Shift : **1 CMO, 1 Resident & 02 Interns & one Junior faculty from Medicine/Surgery/Orthopaedics/Paediatrics/OBG/ by rotation are on evening / night.**
- Number of nurses posted / Shift: **04 per shift**
- Separate casualty for OBGY cases: Available, if yes No. of beds: **02**


Equipment	Availability Y/N	Number
Central Oxygen & suction facility	Yes Available	Central Line
Pulse oximeter	Yes Available	06
Ambu bag	Yes Available	04
Disaster trolley	Yes Available	02
Crash Cart	Yes Available	02
Emergency Drug Tray	Yes Available	03
Defibrillator	Yes Available	02
Ventilator	Yes Available	02
X-ray Unit – (Mobile)	Yes Available	01
Minor OT	Yes Available	01

Comments: Nil


 Dr. P.V. Chalam
 (Co-ordinator)


 Dr. S.S. Saiyad
 26-2-16


 Dr. Sandeep Kaushik
 26/2/16


 Dean
 PRINCIPAL
 YENEPOYA MEDICAL COLLEGE
 MANGALORE.

Date : 26.02.2016

2.9 Clinical Laboratories

Central Clinical Laboratory: Under control of department of : **Pathology**

Separate sections for pathology, microbiology, hematology & biochemistry: **Available**

2.10 Operation theatres

- No. of Major operation theatres required: 09 No. of Major operation theatres available: **11**
- No of Minor operation theatres required: 02 No of Minor operation theatres available: 02

2.11 Equipment available in O. T. Block (Specify numbers)


<u>Dept</u>	<u>Theatres Nos.</u>	<u>A/C Y/N</u>	<u>Central Oxy / Nitrous Oxide Y/N</u>	<u>Anesthesia Machine Y/N</u>	<u>Multipara Monitor with Capnograph Y/N</u>	<u>Defibrillators Y/N</u>	<u>Infusion Pumps Y/N</u>	<u>Remarks</u>
Gen Surgery	03	Yes	Yes	Yes	Yes	Yes	Yes	
ENT	01	Yes	Yes	Yes	Yes	Yes	Yes	
Ophthalmology	01	Yes	Yes	Yes	Yes	Yes	Yes	
Orthopaedics	02	Yes	Yes	Yes	Yes	Yes	Yes	
OBS & GYN	02	Yes	Yes	Yes	Yes	Yes	Yes	
Emergency	01	Yes	Yes	Yes	Yes	Yes	Yes	
Septic	01	Yes	Yes	Yes	Yes	Yes	Yes	

Pre-Anaesthetic/Pre-operative Beds : Available : **10**

Post Operative Recovery room Beds : Available : **24 + 07 = 31**

Dr. P.V. Chalam Dr. S.S. Saiyad Dr. Sandeep Kaushik

(Co-ordinator)


Dean
PRINCIPAL
YENEPOYA MEDICAL COLLEGE
MANGALORE.

Date : 26.02.2016

26.2.16


26/2/16


2.12 Intensive Care: Following intensive areas are available –

Type	Beds (Required)	Beds (Available)	Patients on day of assessment	AC Y/N	Central Oxygen/ Suction Y/N	Major Equipment (Monitor, Ventilator, ABG, Pulse Oximeter etc.) Y/N	Remarks if any
ICCU	5	05	05	Yes	Yes	Yes	
MICU	5	15	13	Yes	Yes	Yes	
SICU	5	07	07	Yes	Yes	Yes	
NICU/PICU	5	15 +5	7+4	Yes	Yes	Yes	


2.13 Labour Room

Rooms	Beds	Remarks
Clean Cases	03	Available
Septic Cases	01	Available
Eclampsia	02	Available


Dr. P.V. Chalam
(Co-ordinator)


Dr. S.S. Saiyad


Dr. Sandeep Kaushik


Dean
YENEPOYA MEDICAL COLLEGE
MANGALORE.

Date : 26.02.2016

2.14 Radiological Facilities:

Equipment	Required no.	Available no.	AERB Approval	Functional Status at the time of assessment	Remarks if any
Mobile X Ray 60 mA 100 mA	03 03	03 60 mA 03 100 mA	Yes Yes	Functional	Nil
Static X Ray 300 mA 600 mA 800 mA/1000 mA	02 02 02	02 (300 mA) 02 (600 mA) 02 (800 mA) (02 with facility of IITV + Fluoroscopy)	Yes Yes Yes	Functional Functional Functional	Nil
CT Spiral Minimum 16 slice	01	01	Yes	Functional	Nil

Equipment	Required no.	Available no.	PNDT Approval Y/N	Functional Status at the time of assessment	Remarks if any
USG :	03	06 Nos. (3 colour)	Yes	functional	Nil


2.15 Blood Bank:

Available and functional : **Yes**
 Number of units dispensed in a day : 28 (Average 24 per day)
 Number of units stored on day of assessment **172**
 License valid up to : **31.03.2017** (Blood Bank License issued vide letter **No.KTK/28C/257/2013 dt.30.03.2013**
Enclosed in check list (Item No.15)
 Blood Separation Facility : **Available**

Dr. P.V. Chalam
(Co-ordinator)

Dr. S.S. Saiyad

Dr. Sandeep Kaushik


 PRINCIPAL
 YENEPOYA MEDICAL COLLEGE
 MANGALORE.

Date : 26.02.2016

2.16 Pharmacy : Pharmacist/Staff available: List to be included

01	Mohammed Ashraf	Pharmacy/Incharge			
02	Faseela	Pharmacist	03	Binu Sebastian	Pharmacist
04	Mehazan Banu	Pharmacist	05	Sana Parveen	Pharmacist
06	Muktharunisa	Pharmacist	07	Ancil Joslin Ferrao	Pharmacy Assistant
08	Munaza	Pharmacy Assistant	09	Ayeshath Naseera	Pharmacy Assistant
10	Samsheena M.A	Pharmacy Assistant	11	Vinod Alva	Pharmacy Assistant
12	Aboobakker	Pharmacy Assistant	13	Sujith Kumar	Pharmacy Assistant
14	Aysha	Pharmacy Assistant	15	Yadav B	Pharmacy Assistant
16	Tharanath Sapalya	Pharmacy Assistant	17	Sandeep Shetty	Pharmacy Assistant
18	Mohammed Isak	Pharmacy Assistant	19	Bushra Banu	SDA
20	Fouziya	SDA			

- No. of sub-stores located in different parts of hospital: **Central drug store and sub stores available in main areas like O.T's, Labour room, ICU's/Emergency , selected wards.**
- Average no. of patients per day given drugs: **1650** outdoor & **690** indoor.

2.17 Central sterilization Department :


- Timings 24 hrs & Shifts: 03
- Equipment: Horizontal autoclaves : **03** / Vertical autoclaves : **00** ETO Sterilisers: **01**
- Separate receiving and distribution points : **Yes**

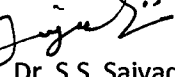
2.18 Intercom: Available : **Yes**

No. of incoming lines : **08** No. of extension lines: **275**


2.19 Central laundry/Alternative Arrangements:

In House / Outsourced : **In House**
Type of Laundry : **Mechanized**


Dr. P.V. Chalam
(Co-ordinator)


Dr. S.S. Saiyad


Dr. Sandeep Kaushik


Dean
PRINCIPAL
YENEPOYA MEDICAL COLLEGE
MANGALORE.

Date : 26.02.2016

2.20 Kitchen/ Alternative Arrangements

- In House / Outsourced : **In House**
- Food free of charge : **Yes** Number of patients: **About 675**
- Provision of special diet : **Yes**
- Services of a nutritionist/dietician : **Available** If Available Number: **01**

2.21 Total no. of Canteens : **02** For staff: **Available** For students : **Available**


2.22 Arrangements for biomedical waste management.

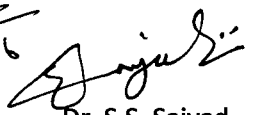
Outsourced/in-house : (if outsourced, append MOU)(if in-house, please specify details of facilities available) : **Out sourced**

**Biomedical waste is being outsourced to M/s. Ramky Energy & Environment Ltd. as per the policy of the State Government.
MOU valid till May 2017 Enclosed in Check list (Item No.16)**


2.23 Central Research Lab:

- Available – Yes
- Facilities – Adequate
- Research Projects:
 - Major Projects :
 - Completed : 02 Ongoing : -
 - Institutional funded Projects : 24
 - Completed : 07 Ongoing : 17


26/2/16
Dr. P.V. Chalam
(Co-ordinator)


Dr. S.S. Saiyad


26/2/16
Dr. Sandeep Kaushik



PRINCIPAL
Deen
VENEPOYA MEDICAL COLLEGE
MANGALORE.


Date : 26.02.2016

2.24 Nursing and Paramedical staff :


Nursing staff:	No of Beds _____	
	Category	Required Nos.
Staff Nurses	309	320
Sister Incharge	45	44
ANS	12	14
DNS	05	04
Nursing Suptd	01	01
Total	372	383

Paramedical And Non teaching staff	Required Nos.	Available Nos.
		182


Dr. P.V. Chalam
(Co-ordinator)


Dr. S.S. Saiyad


Dr. Sandeep Kaushik


Dean
PRINCIPAL
YENEPOYA MEDICAL COLLEGE
MANGALORE.


Date : 26.02.2016


MEDICAL COLLEGE**3.1 College Website:** (to be updated every month with no & date) : last update 23.02.2016


Sr. No.	Details of information	YES/NO
1.	Dean, Principal & M.S.	Yes
2.	Staff-Teaching	Yes
3.	Affiliated university and its VC & Registrar.	Yes
4.	Citizen Charter	Yes
5.	List of students admitted category wise (UG & PG) in current and previous year.	Yes
6.	Results of all examinations in previous year.	Yes
7.	Details of members of the Anti Ragging Committee Members with contact details including landline Ph. mobile, email etc..	Yes
8.	Details of members of the Gender Harassment Committee Members with contact details including landline Ph. Mobile, email etc.	Yes
9.	Toll free number to report ragging.	Yes

3.2 Teaching Programme:

Didactic teaching	Yes
Demonstration	Yes
Integrated teaching (Horizontal/Vertical teaching)	Yes
Clinical posting	Yes
Clinical Pathological Conference	Yes
Grand Rounds	Yes
Statistical Meeting	Yes
Seminars	Yes


Dr. P.V. Chalam
(Co-ordinator)


Dr. S.S. Saiyad


Dr. Sandeep Kaushik


Dean
PRINCIPAL
YENEPOYA MEDICAL COLLEGE
MANGALORE.


Date : 26.02.2016

Teaching Facilities:**3.3 Anatomy**

Required	Available	Required	Available
Demonstration Room/s • No. 02 Capacity – 75 to 100 students	Available: 02 80 each	AV Aids	Available : Overhead Projector, Slide Projector, TV, Video
• Number of practical laboratory/ies – 1 • Number of Lab seats – • Number of microscopes _____ Dissection Microscope _____	02 (Dissection Hall + Histology Lab) 150 each 104 10	Museum _____ seating capacity • Mounted specimens • Models – Wet & Dry • Bone Sets - Articulated & Disarticulated • MRI & CT	01(seating capacity : 50) 340 114 09 25 20
Number of dissection tables – (Half Standard size)	25 (full size) + 05 half standard size	Number of cadavers	24
Cold store / cooling chambers- _____ Bodies	Available 16 body capacity	Storage tank _____	Available Total - 05 (10 each capacity) 01 Plastic tank for dissected parts
Embalming room	Available	Band saw	01
Lockers	150	Departmental Library- (80-100 Books)	213


Adequate exhaust, light, water supply and drainage facilities : **Available**

Deficiency if any: Nil


Dr. P.V. Chalam
(Co-ordinator)


Dr. S.S. Saiyad


Dr. Sandeep Kaushik


Dean
PRINCIPAL
YENEPOYA MEDICAL COLLEGE
MANGALORE.

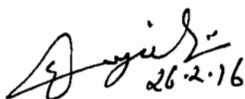
Date : 26.02.2016

3.4 Physiology

Required	Available	Required	Available
Demonstration Room/s • No. - 02 • Capacity: 75 to 80	Available: 02 80 each	AV Aids	Available : Overhead Projector, Slide Projector, TV, Video
Mammalian laboratory - 01	Available	Haematology laboratory	Available
Departmental Library - 80-100 books	198	Clinical Physiology	Available
Preparation rooms - 03	Available 04		

3.5 Biochemistry


Required	Available	Required	Available
Demonstration Room/s No: 02 Capacity : 75-80	Available: 02 80 each	AV Aids	Available : Overhead Projector, Slide Projector, TV, Video
Number of practical laboratory/ies - 01	01 (300 Sq.M) (shared with the Pharmacology)	Library / Seminar rooms 80-100 Books	01 150
Number of Lab seats - 90	90		


Dr. P.V. Chalam
(Co-ordinator)


Dr. S.S. Saiyad




Dr. Sandeep Kaushik



Dean
PRINCIPAL
YENEPOYA MEDICAL COLLEGE
MANGALORE

Date : 26.02.2016

3.6 Pathology

Required	Available	Required	Available
Demonstration Room/s No: 02 Capacity: 75-100	Available: 02 80 each	AV Aids	Available : Overhead Projector, Slide Projector, TV, Video
Practical labs. Morbid Anatomy/Histopath./Cytology - ____ Microscopes Clinical Pathology/Haematology _____ Microscopes	02 Available 80 Microscopes Available 80 Microscopes	Museum: ____seating capacity - 40_students Specimens : <ul style="list-style-type: none"> • Mounted • Unmounted • Catalogues 	Available 1288 355 17 systems 10 each
Departmental library 80-100 books	290 books	Research Lab	Available


Dr. P.V. Chalam
(Co-ordinator)


Dr. S.S. Saiyad


Dr. Sandeep Kaushik


PRINCIPAL
YENEPOYA MEDICAL COLLEGE
MANGALORE.

Date : 26.02.2016

3.7 Microbiology

Required	Available	Required	Available
Demonstration Room/s No: 02 Capacity : 75-100	Available: 02 90 each	AV Aids	Available : Overhead Projector, Slide Projector, TV, Video
Number of practical laboratory/ies – 01 (225 Sq.M.)	01 (375.60 Sq.M)	Media preparation facility Auto Claving Washing and drawing room	Available Available Available
Number of Lab seats - Number of microscopes/laboratory	90 120		

Number of service laboratories : 07	07 Available Bacteriology, Serology, Virology, Parasitology, Mycology TB Immunology	Museum: Specimen, Charts, Models & Catalogue Seating capacity	Yes Specimen : 18 Charts : 20 Models : 15 Catalogue : 15 Seating capacity: 20
Departmental library – 80-100 books	104		

3.8 Pharmacology

Required	Available	Required	Available
Demonstration Room/s No: 02 Capacity: 75-100	Available: 02 80 each	AV Aids	Available : Overhead Projector, Slide Projector, TV, Video
Experimental Pharmacology	Available	Museum: - Specimens - Charts - Models - History of Medicine - Catalogues	No : 206 No : 84 No : 10 No : 59 No : 35
Clinical pharmacology/pharmacy	01 - Shared with Clinical Biochemistry		
Departmental Library – 80-100 books	102		


Dr. P.V. Chalam
(Co-ordinator)

Dr. S.S. Saiyad

Dr. Sandeep Kaushik

Dean,

Date : 26.02.2016




PRINCIPAL
YENEPOYA MEDICAL COLLEGE
MANGALORE.

3.9 Forensic Medicine


Required	Available	Required	Available
Demonstration Room/s No: 02 Capacity: 75-80	Available: 02 90	AV Aids	Available : Overhead Projector, Slide Projector, TV, Video
Forensic histopathology, Serology, Anthropology & Toxicology – for examination of specimen, tests	Available	Museum: Medico-Legal Specimens : Charts : Prototype fire arms : Slides : Poisons : Photographs : Catalogues :	Available No : 118 No : 94 No : 114 No : 55 No : 110 No : 80 No : 10
Autopsy room Location – in/near hospital in a separate structure	Available		
Cold storage : 4 Body storage	Available		
Departmental Library – 80-100 books	187		


3.10 Community Medicine

Required	Available	Required	Available
Demonstration Room/s No: 02 Capacity: 75- 80	Available: 02 01 with 75 01 with 90	AV Aids	Available : Overhead Projector, Slide Projector, TV, Video
Museum: Charts Models Specimens Catalogues	Available No : 126 No : 21 No : 108 No : 25	Practical Lab	01 - Shared with the Dept. of Microbiology
Departmental Library- 80 – 100 books	306 books		


Dr. P.V. Chalam
(Co-ordinator)

Dr. S.S. Saiyad




Dr. Sandeep Kaushik


Dean
PRINCIPAL
YENEPOYA MEDICAL COLLEGE
MANGALORE.

Date : 26.02.2016

3.11 Health Centers (Department of Community Medicine)

PHC I : **Harekala** (place) **12 KMs** (Distance from the college)

PHC II : **Amblamogaru** (place) **7 Kms** (Distance from the college)

PHC III : **Kurunad** (place) **12 Kms** (Distance from the college)

Out of the above three PHCs : **Razia Rural Health & Training Centre Harekala** has been upgraded to RHTC.

Population covered by the RHTC	30,045
It is under the control of the	Principal & Dean YMC
Is it owned / leased /rented ? If leased, for how many years?	Leased for 20 years w.e.f.: 2015 to 2035
It is affiliated to College Yes/No	yes
Students and interns posted in batches of throughout the year	20-25 Students in each batch Interns : 4-6 in each batch
Separate blocks for accommodating boys ... rooms having <u> </u> beds. Girls <u> </u> rooms having <u> </u> beds.	Separate blocks for accommodating boys in 2 rooms having 4 beds. Girls 2 rooms having 4 beds.
Facilities for cooking & dining – Yes/No	Yes
Daily OPD/IPD	Daily about 40-45 OPD patients & 2-3 Inpatients(Daycare)
Specialist visits if any	Yes; specialists from OBG, Paediatrics, Orthopedics, Dental and Physiotherapy
Cold chain equipment available	Available
Survey/MCH/Immunization/FP registers	Yes
Activities under the National Health Programmes	RMNCH+A, NVBDCP, RNTCP, UIP, NPEP, IDSP & School Health program

Dr. P.V. Chalam
(Co-ordinator)

Dr. S.S. Saiyad

Dr. Sandeep Kaushik

Dean
YENEPOYA MEDICAL COLLEGE
MANGALORE.


Date : 26.02.2016

3.12 Details of U.H.T.C.: Zulekha Place **Bunder** Distance from college: **10 Kms**


Population covered by the UHC	21,541
It is under the control of the	Principal & Dean, YMC
Is it owned / leased/rented ? If leased, for how many years ?	Owned by the Management
It is affiliated to College Yes/No	Yes
Students and interns posted in batches of	20-25 students in each batch 4-6 Interns in each batch
Daily OPD/IPD	On an average 40-45 out patients per day
Survey/MCH/Immunization/FP registers	Yes
Specialist visits if any	Yes , Obstetrics & Gynaecology, Paediatrics, Dental & Physiotherapy (Tuesdays and Thursdays)
Deficiency if any	No


CONDUCT OF III MBBS EXAMINATION (only for recognition): Not applicable

- University which conducts Examination :
- No. of Candidates appeared in Examination:
- The III MBBS examination (Part-II) was conducted satisfactorily:
- Centre for written/practical examination :


Dr. P.V. Chalam
(Co-ordinator)

Dr. S.S. Saiyad


Dr. Sandeep Kaushik



PRINCIPAL
YNEPOYA MEDICAL COLLEGE
MANGALORE.


Date : 26.02.2016

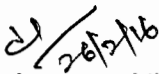

26.2.16

Medical College-Staff Strength:

Department	Designation	Requirement as per MSR (UG)	Additional faculty required for running PG courses (if any)	Total (UG + PG)	Accepted	Deficiency
Anatomy	Professor	01	-	01	02	Nil
	Assoc. Prof.	01	-	01	01	
	Asstt.Prof.	02	-	02	04	
	Tutor	03	-	03	04	
Physiology	Professor	01	-	01	01	Nil
	Assoc. Prof.	01	-	01	02	
	Asstt.Prof.	02	-	02	03	
	Tutor	03	-	03	03	
Biochemistry	Professor	01	-	01	04	Nil
	Assoc. Prof.	01	-	01	02	
	Asstt.Prof.	02	-	02	02	
	Tutor	04	-	04	04	
Pharmacology	Professor	01	-	01	02	Nil
	Assoc. Prof.	01	-	01	01	
	Asstt.Prof.	02	-	02	03	
	Tutor	03	-	03	03	


26/2/16
Dr. P.V. Chalam
(Co-ordinator)


26-2-16
Dr. S.S. Saiyad


26/2/16
Dr. Sandeep Kaushik


Dean
PRINCIPAL
YENEPOYA MEDICAL COLLEGE
MANGALORE.

Date : 26.02.2016

Pathology	Professor	01	-	01	04	Nil
	Assoc. Prof.	03	01	04	02	Compensated by extra professors
	Asstt.Prof.	03	01	04	07	Nil
	Tutor	05	01	06	06	
Microbiology	Professor	01	-	01	02	Nil
	Assoc. Prof.	01	-	01	02	
	Asstt.Prof.	02	-	02	03	
	Tutor	04	-	04	04	
Forensic Medicine	Professor	01	-	01	01	Nil
	Assoc. Prof.	01	-	01	01	
	Asstt.Prof.	01	-	01	01	
	Tutor	03	-	03	04	
Community Medicine	Professor	01	-	01	04	Nil
	Assoc. Prof.	02	-	02	01	Compensated by extra professors
	Asstt.Prof.	03	-	03	03	Nil
	Epidemiologist-Cum-Asstt.Prof.	01	-	01	01	
	Statistician-Cum-Asstt. Prof.	01	-	01	02	
	Tutor	04	-	04	07	
General Medicine	Professor	01	-	01	08	Nil
	Assoc. Prof.	04	01	05	01	Compensated by extra professors
	Asstt.Prof.	05	03	08	07	Compensated by extra professors
	Sr. Resident	05	-	05	09	Nil
	Jr. Resident	10	-	10	19	

Dr. P.V. Chalam
(Co-ordinator)

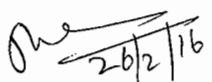
Dr. S.S. Saiyad


Dr. Sandeep Kaushik

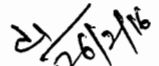
Principal
Dean
VENEPOYA MEDICAL COLLEGE
MANGALORE.

Date : 26.02.2016

Paediatrics	Professor	01	-	01	03	Nil
	Assoc. Prof.	02	01	03	02	Compensated by extra professors
	Asstt.Prof.	03	01	04	05	Nil
	Sr. Resident	03	-	03	04	
	Jr. Resident	06	-	06	09	
Tuberculosis & Respiratory Diseases	Professor	01	-	01	01	Nil
	Assoc. Prof.	-	01	01	01	
	Asstt.Prof.	01	-	01	02	
	Sr. Resident	01	-	01	02	
	Jr. Resident	02	-	02	03	
Dermatology, Venereology & Leprosy	Professor	-	01	01	02	Nil
	Assoc. Prof.	01	-	01	00	Compensated by extra professors
	Asstt.Prof.	01	-	01	01	Nil
	Sr. Resident	01	-	01	01	
	Jr. Resident	02	-	02	04	
Psychiatry	Professor	-	01	01	02	Nil
	Assoc. Prof.	01	-	01	01	
	Asstt.Prof.	01	-	01	01	
	Sr. Resident	01	-	01	02	
	Jr. Resident	02	-	02	03	


26/2/16
Dr. P.V. Chalam
(Co-ordinator)


26.2.16
Dr. S.S. Saiyad


26/2/16
Dr. Sandeep Kaushik


PRINCIPAL
YENEPOYA MEDICAL COLLEGE
MANGALORE.

Date : 26.02.2016

General Surgery	Professor	01	-	01	03	Nil
	Assoc. Prof.	04	01	05	04	Compensated by extra professors
	Asstt.Prof.	05	03	08	07	Compensated by extra professors
	Sr. Resident	05	-	05	05	Nil
	Jr. Resident	10	-	10	15	
Orthopaedics	Professor	01	-	01	05	Nil
	Assoc. Prof.	02	01	03	00	Compensated by extra professors
	Asstt.Prof.	03	01	04	07	Nil
	Sr. Resident	03	-	03	03	Nil
	Jr. Resident	06	-	06	10	
Oto-Rhino-Laryngology	Professor	01	-	01	02	Nil
	Assoc. Prof.	01	-	01	03	
	Asstt.Prof.	01	-	01	01	
	Sr. Resident	01	-	01	03	
	Jr. Resident	02	-	02	05	
Ophthalmology	Professor	01	-	01	02	Nil
	Assoc. Prof.	01	-	01	03	
	Asstt.Prof.	01	-	01	02	
	Sr. Resident	01	-	01	02	
	Jr. Resident	02	-	02	03	
Obstetrics & Gynaecology	Professor	01	-	01	04	Nil
	Assoc. Prof.	02	01	03	05	
	Asstt.Prof.	03	01	04	04	
	Sr. Resident	03	-	03	02	01
	Jr. Resident	06	-	06	10	Nil

Dr. P.V. Chalam
(Co-ordinator)

Dr. S.S. Saiyad

Dr. Sandeep Kaushik

PRINCIPAL
YENEPOYA MEDICAL COLLEGE
MANGALORE.

Date : 26.02.2016

Anaesthesiology	Professor	01	-	01	05	Nil
	Assoc. Prof.	03	01	04	02	Compensated by extra professors
	Asstt.Prof.	05	01	06	06	Nil
	Sr. Resident	03	01	04	04	
	Jr. Resident	06	-	06	10	
Radio-Diagnosis	Professor	01	-	01	01	Nil
	Assoc. Prof.	01	01	02	02	
	Asstt.Prof.	01	01	02	02	
	Sr. Resident	03	01	04	05	
Dentistry	Professor	01	-	There is a separate Dental College run by the same management and located in the University campus		
	Assoc. Prof.	01	-			
	Asstt.Prof.	01	-			
	Tutor/JR	01	-			

Deficiency chart :

Department	Professor	Assoc. Professor	Asst. Professor	Tutors	SR	JR
Anatomy	-	-	-	-	-	-
Physiology	-	-	-	-	-	-
Biochemistry	-	-	-	-	-	-
Pharmacology	-	-	-	-	-	-
Pathology	-	-	-	-	-	-
Microbiology	-	-	-	-	-	-
Forensic Medicine	-	-	-	-	-	-
Community Medicine	-	-	-	-	-	-

Dr. P.V. Chalam
(Co-ordinator)

Dr. S.S. Saiyad

Dr. Sandeep Kaushik

Dean


PRINCIPAL

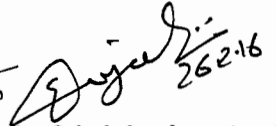
YENEPOYA MEDICAL COLLEGE
MANGALORE.

Date : 26.02.2016


Gen. Medicine	-	-	-	-	-	-
Paediatrics	-	-	-	-	-	-
TB and Chest	-	-	-	-	-	-
Dermatology	-	-	-	-	-	-
Psychiatry	-	-	-	-	-	-
General Surgery	-	-	-	-	-	-
Orthopaedics	-	-	-	-	-	-
ENT	-	-	-	-	-	-
Ophthalmology	-	-	-	-	-	-
OBG	-	-	-	-	01	-
Anaesthesiology	-	-	-	-	-	-
Radiology	-	-	-	-	-	-
Dentistry	-	-	-	-	-	-
Total	Nil	Nil	Nil	Nil	01	Nil

1. Deficiency of Teaching Faculty : 0% (Shortage of 0 out of 153)
2. Deficiency of resident doctors : 1.16% (Shortage of 01 out of 86)


Dr. P.V. Chalam
(Co-ordinator)



Dr. S.S. Saiyad

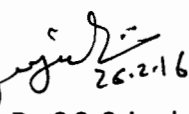

Dr. Sandeep Kaushik


PRINCIPAL
BENEPLOYA MEDICAL COLLEGE
MANGALORE.


Date : 26.02.2016

Notes:
For purpose of working out the deficiency:
(1) The deficiency of teaching faculty and Resident Doctors shall be counted separately.
(A) For Teaching Faculty:
(a) For calculating the deficiency of faculty, Prof., Assoc Prof., Asst. Prof & Tutor in respective departments shall be counted together. (b) Any excess teaching faculty in higher cadre can compensate the deficiency of lower cadre of the same department only. (c) Any excess teaching faculty of lower cadre/ category in any department cannot compensate the deficiency of any teaching faculty in the higher cadre/category of the same department or any other department. e.g. excess of Assistant Professor cannot compensate the deficiency of Associate Professor or Professor. (d) Excess/Extra teaching faculty of any department cannot compensate the deficiency of any teaching faculty in any other department.
(B) For Resident Doctors:
(a) Excess of SR can be compensated to the deficiency of JR of the same department only. (b) Excess SR/JR of any department cannot compensate the deficiency of SR/JR in any other department. (c) Any excess of JR cannot compensate the deficiency of SR in same or any other department. (d) Any excess/ extra teaching faculty of same or any other department cannot compensate the deficiency of SR/JR. e.g. excess of Assistant Professor cannot compensate the deficiency of SR or JR.
(2) A separate department of Dentistry/Dental faculty is not required where a dental college is available in same campus/city and run by the same management.
(3) Colleges running PG program require additional staff, beds & other requirements as per the PG Regulations – 2000.


Dr. P.V. Chalam
(Co-ordinator)


Dr. S.S. Saiyad


Dr. Sandeep Kaushik


Dean
-PRINCIPAL
YENEPOYA MEDICAL COLLEGE
MANGALORE.

Date : 26.02.2016

Summary of Assessment


1. Yenepoya Medical College, Mangalore, Karnataka is run by Trust
2. The college has got LOP from GOI/MCI with intake of 150 seats for last academic year 2014-15.
3. Type of assessment: Recognition No. of seats: 150
4. PG courses : Yes
5. Deficiency of the infrastructure of college and hospital If any:
College : Nil Hospital : Nil
6. Deficiency of clinical material If any: Nil
7. Deficiency of teaching staff if any:
Shortage of teaching faculty is 0.0%
8. Deficiency of resident doctors if any:
Shortage of resident doctors is 1.16 %
9. Any other Remarks


Assessment of the physical and the other teaching facilities available for recognition/approval of Yenepoya Medical College, Mangalore, Karnataka under Yenepoya University u/s 11(2) of the IMC Act, 1956 for the award of M.B.B.S. degree against the increased intake i.e. from 100 to 150 seats was carried out on 25th & 26th February, 2016.

The assessment was done in co-ordination by all the team members. The assessment work has been distributed among the members of team.


Work Distribution:

The faculty attendance taken before 11 am by all the three assessors. Primarily the facilities at the college were assessed by Dr. S.S. Saiyad and assessment at the hospital was conducted by Dr. P. V. Chalam and Dr. Sandeep Kaushik. Assessment at the Health Centers is conducted by Dr. Sandeep Kaushik. The Faculty verification of the Departments of Anatomy, Physiology, Biochemistry, Pharmacology, Pathology, Microbiology, Forensic Medicine, Community Medicine and General Medicine were done by Dr. S.S. Saiyad. The Faculty verification of departments Paediatrics, TB & Chest, Psychiatry, Anaesthesia, & Dermatology was done by Dr. Sandeep Kaushik. The faculty verification of Departments of General Surgery, Orthopaedics, ENT, Ophthalmology, OBG & Radio diagnosis were done by Dr. P.V. Chalam. Faculty verification was done in co-ordination between all the members.


26/2/16
Dr. P.V. Chalam
(Co-ordinator)


26.2.16
Dr. S.S. Saiyad


26/2/16
Dr. Sandeep Kaushik


Dean
PRINCIPAL
YENEPOYA MEDICAL COLLEGE
MANGALORE.

Date : 26.02.2016



MEDICAL COUNCIL OF INDIA
STANDARD INSPECTION FORM FORM – C

On the

Final M.B.B.S. Examination of **Yenepoya University**

in the Subject of **General Surgery including Orthopaedics**

held at

Yenepoya Medical College, Deralakatte, Mangalore

1. Date of Inspection : **19.01.2016**
2. Names of Inspectors : **Dr. M. K. Parashar
Dr. A. Santa Singh**
3. Date of last Inspection/Visitation : **25th & 26th November 2014**
4. Name of last inspectors/Visitors : **Dr. Vinay Agarwal
Dr. V. Elango
Dr. Sucheta Chaudhari**

Defects pointed out in the last	Remarks by the University
NIL Letter from Medical Council of India enclosed Annexure - I	

A. Scheme of Examination

1. Theory Marks allotted : **200**

There are two theory papers : Paper I & Paper II, each for 100 marks of 3 hours duration each. Paper - I consists of 2 section viz., section - A General Surgery for 50 marks & Section - B Orthopaedics for 50 marks.

General Surgery - II for 100 marks of 3 hours duration each

General Surgery – I (Section A)

No.	Type of Question	No. of Questions	Marks for each question	Total Marks
I	Long Essay	02	10 marks each	20
II	Short Essay	03	5 marks each	15
III	Short Answers	05	3 marks each	15

General Surgery – I (Section B – Orthopaedics)

No.	Type of Question	No. of Questions	Marks for each question	Total Marks
I	Long Essay	02	10 marks each	20
II	Short Essay	03	5 marks each	15
III	Short Answers	05	3 marks each	15

General Surgery – II

No.	Type of Question	No. of Questions	Marks for each question	Total Marks
I	Long Essay	2	10 marks each	20
II	Short Essay	10	5 marks each	50
III	Short Answers	10	3 marks each	30

Internal Assessment : 60 marks

2. Clinical / practical : **160**
General Surgery : Long case : 60 marks
02 Short case : 30 marks each
Orthopaedics : 02 Short case : 20 marks each

Internal Assessment : 40 marks

Total : **200**

3. Oral : **Viva Voce - 40**

Viva Voce : Marks (Includes 5 marks for Orthopaedics)

Minimum marks for Passing the Exam: **50% in theory aggregate including Oral & Internal Assessment marks**

50 % in Clinicals including Internal Assessment

B. Theory

1. Theory paper Subject Time for the paper (1 copy of each of the papers may be attached).
- Paper - I - Section – A General Surgery & Section - B Orthopaedics - 3 hrs**
- Paper – II - General Surgery including Anaesthesiology, Dental Disease, Radiology, Electrotherapeutics - 3 hrs**

Copy Enclosed Annexure - II

2. Dates on which conducted : **Paper – I - 11.01.2016**
Paper – II - 12.01.2016
3. Where conducted : **Examination Hall in the Yenepoya Medical College**
4. Invigilation arrangements : **Chief Superintendent, Observer, Deputy Chief Superintendent, Room Superintendent and Invigilators**
5. No. of candidates appeared : **94 students**
6. Papers setters : **General Surgery**

Name & qualification	Designation	Experience as Examiner
Dr. Harikrishnan V MS - General Surgery	Associate Professor Dept. of General Surgery Govt. Medical College, Kottayam, Kerala	9 Years
Dr. Purushotham A.V. MS - General Surgery	Professor Prof & HOD Dept. of General Surgery Academy of Medical Sciences (ACME) Pariyaram Medical College (PO) , Kannur - 670503	20 Years

Orthopaedics :

Name & qualification	Designation	Experience as Examiner
Dr. Thomas M.A. MS –Orthopedics	Asso. Professor Dept. of Orthopedics Govt. Medical College Kottayam	13 Years
Dr. Carlos Barreto MS- Orthopedics	Associate Professor Dept. of Orthopedics Goa Medical College, Panaji	17 Years

Remarks by the Inspectors/Visitors regarding

a) Nature of the questions :

General Surgery – I (Section A)

No.	Type of Question	No. of Questions	Marks for each question	Total Marks
I	Long Essay	02	10 marks each	20
II	Short Essay	03	5 marks each	15
III	Short Answers	05	3 marks each	15

General Surgery – I (Section B – Orthopaedics)

No.	Type of Question	No. of Questions	Marks for each question	Total Marks
I	Long Essay	02	10 marks each	20
II	Short Essay	03	5 marks each	15
III	Short Answers	05	3 marks each	15

General Surgery – II

No.	Type of Question	No. of Questions	Marks for each question	Total Marks
I	Long Essay	2	10 marks each	20
II	Short Essay	10	5 marks each	50
III	Short Answers	10	3 marks each	30

b) Do they cover the whole field of prescribed curriculum : **Yes**

c) What is the standard displayed in the answers. : **Satisfactory**

d) What is the nature of assessment. : **Centralized Evaluation**

Double Evaluation is routinely followed. However in case the difference between Ist and IInd evaluation is more than 15%, then IIIrd evaluation is conducted. The average of two/three evaluations is considered.

e) What is the minimum percentage necessary for passing the theory examination
: **50 % in aggregate**

f) What percentage of marks obtained at periodical examinations conducted during the course is carried forward to the final examination : **20% of marks allotted to the subject**

g) Method of assessment of examination conducted

During the course of study to be clearly stated : **03 Internal Assessment Examinations (Both practical & Theory)**

Average marks of best two Internal Assessment Examinations are considered.

h) How has it influenced the result at the final examination : **Cannot be commented as examination is not finished**

II. Practical/clinical

How is the practical examination conducted give details.

Does the practical cover the different branches of the subject? : **Yes**

a) Time allotted for section : **Long Case : 40 minutes – 20 minutes for evaluation**
Short Case : 20 minutes for each case
10 minutes for each case for evaluation

b) Examiners : **University Order of Appointment & CV's Enclosed**
Annexure - III

General Surgery:

	Date of Examination	Names & qualification	Designation	Experience as examiner
Internal	18.01.2016 to 20.01.2016	Dr. P.S.M Ameer Ali MS (General Surgery)	Professor Yenepoya Medical College, Mangalore	11 Yrs
	18.01.2016 to 20.01.2016	Dr. Kumble Anantha Prabhu MS (General Surgery)	Associate Professor Yenepoya Medical College, Mangalore	5 Yrs
	21.01.2016 & 22.01.2016	Dr. Harishchandra B. F.R.C.S., DNB (General Surgery)	Professor Yenepoya Medical College, Mangalore	15 Yrs
	21.01.2016 & 22.01.2016	Dr. Abdul Majeed MS (General Surgery)	Professor Yenepoya Medical College, Mangalore	17 Yrs
External	18.01.2016 & 19.01.2016	Dr. Dilip Amonkar MS (General Surgery)	Professor & HOD Dept of General Surgery Goa Medical College Bambolim, Goa	15 Yrs

18.01.2016 to 20.01.2016	Dr. O.T. Basheer MS (General Surgery)	Assoc. Professor Dept of General Surgery Govt. Medical college, Kozhikode -Kerala	6 Yrs
20.01.2016 to 22.01.2016	Dr. S. Kothandapani MS (General Surgery)	Professor & HOD Dept. of General Surgery Sri Manakula Vinayagar Medical College and Hospital Puducherry, Tamil Nadu	8 Yrs
21.01.2016 & 22.01.2016	Dr. Ravi MS (General Surgery)	Assoc. Professor Dept. of General Surgery Hassan Institution of Medical Sciences, Hassan	9 Yrs

Orthopaedics :

	Date of Examination	Names & qualification	Designation & Address	Experience as examiner
Internal	18.01.2016 to 20.01.2016	Dr. Imthiaz Ahamed K.A. MBBS, MS (Orthopaedics)	Professor Yenepoya Medical College, Mangalore	10 Yrs
	21.01.2016 & 22.01.2016	Dr. K. Salauddin Arif MBBS, MS (Orthopaedics)	Professor Yenepoya Medical College, Mangalore	9 Yrs
External	18.01.2016 to 20.01.2016	Dr. Sambprasad S. Nadkarni MBBS, MS (Orthopaedics) DNB	Associate Professor Dept of Orthopedics Goa Medical College Bambolim, Goa	5 Yrs
	21.01.2016 & 22.01.2016	Dr. P. Gopinath MBBS, MS(Orthopaedics)	Associate Professor Dept of Orthopedics Adichunchanagiri Institute of Medical Sciences, Mandya	1 Yr

Mode & conduct of practical

Is it in batches or otherwise : Yes **18 - 20 students**

c) Are there other centers where the
Examination is conducted by the same University : **No**

If so, where : **Not applicable**

i) Do the same examiners conduct the examination in other centers too? : **Not applicable**

- ii) If not what steps are taken to ensure uniformity of standard : **Not applicable**
- d) Date of Examination : **Theory : 11.01.2016 & 12.01.2016**
Practical : 18.01.2016 to 22.01.2016
Copy of Time Table Enclosed Annexure - IV
- e) Date and time when the examination was inspected. : **19.01.2016 09 am to 05 pm**
- f) Are the invigilation arrangements satisfactory? : **Yes**
- g) No. of candidates appeared : **20 students on 19.01.2016**
Total students : 94
- h) Number & type of questions (a copy of the question paper may be attached)

General Surgery – I (Section A)

No.	Type of Question	No.of Questions	Marks for each question	Total Marks
I	Long Essay	02	10 marks each	20
II	Short Essay	03	5 marks each	15
III	Short Answers	05	3 marks each	15

General Surgery – I (Section B – Orthopaedics)

No.	Type of Question	No.of Questions	Marks for each question	Total Marks
I	Long Essay	02	10 marks each	20
II	Short Essay	03	5 marks each	15
III	Short Answers	05	3 marks each	15

General Surgery – II

No.	Type of Question	No.of Questions	Marks for each question	Total Marks
I	Long Essay	2	10 marks each	20
II	Short Essay	10	5 marks each	50
III	Short Answers	10	3 marks each	30

- i) What is the minimum percentage of required for passing : **50 % in aggregate both in Theory & Practical**

Clinical

1. Date of Examination : **18.01.2016 to 22.01.2016 (5 days)**
2. Date & time when the examination was inspected : **19.01.2016 9am to 5pm**
3. Are the invigilation arrangements satisfactory? : **Yes**
4. No. of candidates appeared : **20 students on 19.01.2016**
Total students : **94**
5. Long cases : **One**
6. Type of cases given (list may be attached) : **Enclosed Annexure - V**
7. Time allotted for study of the case : **40 minutes for Long Case**
8. Nature of Discussion of case by the candidate : **Oral Presentation,
Bedside demonstration of
Clinical Signs and discussion on
the case**
9. Time of discussion : **10 – 15 minutes**
10. Was the discussion fair, searching and sufficient practical? : **Yes**

VIVA-VOICE

1. What did it consist of
(Give extent of coverage of subject) : **Routine clinical skills, Management of common diseases instruments and recent advances**

2. How was it conducted? : **04 stations in General Surgery : 1. X – rays, 2. Instruments & Drugs, 3. Specimens, 4. Operations 05 to 07 minutes in each station**

3. What was the standard? : **Satisfactory**

4. What was the nature of assessment? : **Objective**

5. Was it done jointly by more than one examiner? : **One examiner for each station**

6. How are the marks obtained in different parts of the examination grouped? :
Theory : 200 marks, Orals : 40 marks, Internal Assessment (Theory) : 60 marks - Total : 300
Clinical / Practicals : 160 marks, Internal Assessment (Clinical) : 40 marks - Total : 200

7. What is the minimum for passing in each and in the grand total? :
50 % aggregate in Theory
50 % aggregate in Clinical / Practicals

8. Results for the last three years : **Enclosed - Annexure - IV**

9. No. of students appeared

10. No. of students passed

Year	No. of students appeared	No. of students passed	%
2012-13	74	62	83.78%
2013-14	81	74	91.35%
2014-15	62	51	82.26%

11. Other remarks if any.

Conclusions :

Was the examination conducted satisfactorily?

1. Examination was conducted satisfactory
2. Distribution of marks in Theory , Practical and Internal assessment is not according to MCI guidelines
3. Same sets of examiners are not assessing the theory and practical of whole batch of the students. Examiners are changed after two days.


Was the standard sufficient for the M.B.B.S. examination as required by Regulations of the Medical Council of India? : Yes

Date : 19.01.2016

Place : Mangalore

Dr. A. Santa Singh


19/1/16


Dr. M.K. Parashar

Assessor -



MEDICAL COUNCIL OF INDIA
STANDARD INSPECTION FORM FORM – C

On the

Final M.B.B.S. Examination of **Yenepoya University**
in the Subject Paediatrics

held at

Yenepoya Medical College, Deralakatte, Mangalore

1. Date of Inspection : **19.01.2016**
2. Names of Inspectors : **Dr. M. K. Parashar
Dr. A. Santa Singh**
3. Date of last Inspection/Visitation : **25th & 26th November 2014**
4. Name of last inspectors/Visitors : **Dr. Vinay Agarwal
Dr. V. Elango
Dr. Sucheta Chaudhari**

Defects pointed out in the last	Remarks by the University
NIL Letter from Medical Council of India enclosed Annexure - I	

A. Scheme of Examination

1. Theory Marks allotted : **100 marks**

No.	Type of Question	No.of Questions	Marks for each question	Total Marks
I	Long Essay	02	10 marks each	20
II	Short Essay	10	5 marks each	50
III	Short Answers	10	3 marks each	30

Internal Assessment Marks : **30 marks**

2. Clinical/Practical - Total : **80 marks**
Long Case – 40 marks
02 Short Case - 20 marks each

Internal Assessment Marks : **20 Marks**

3. Oral

Viva Voce : **20 Marks**

Minimum marks for Passing the Exam: **50% in theory aggregate including Oral & Internal Assessment marks (Total 150 marks)**

50 % in Clinicals including Internal Assessment (Total 100 marks)

B. Theory

1. Theory paper Subject Time for the paper (1 copy of each of the papers may be attached).
- Paediatrics** - **3 hours** **(Copy Enclosed)**
Annexure - II
2. Dates on which conducted : **02.01.2016**
3. Where conducted : **Examination Hall in the Yenepoya Medical College**
4. Invigilation arrangements : **Chief Superintendent, Observer, Deputy Chief Superintendent, Room Superintendent and Invigilators**
5. No. of candidates appeared : **93 students**

6. Papers setters :

Name & qualification	Designation	Experience as Examiner
Dr. K. Sudhakaran MD Pediatrics	Professor Dept. of Pediatrics Academy of Medical Sciences, Periyaram, Kannur, Kerala-670503	18 yrs 4 months
Dr. Suresh R J Thomas MD- Pediatrics	Professor of Paediatrics Kamineni Institute of Medical Science, Narketpally Nalgonda- 508254	11 Years

Remarks by the Inspectors/Visitors regarding

a) Nature of the questions : **2 x 10 marks** - **Long Essay**
10 x 5 marks - **Short Essay**
10 x 3 marks - **Short Notes**

b) Do they cover the whole field of prescribed curriculum : **Yes**

c) What is the standard displayed in the answers :

d) What is the nature of assessment : **Centralized Evaluation**

Double Evaluation is routinely followed. However in case the difference between Ist and IInd evaluation is more than 15%, then IIIrd evaluation is conducted. The average of two/three evaluations is considered.

e) What is the minimum percentage necessary for passing the theory examination : **50 % in aggregate**

f) What percentage of marks obtained at periodical examinations conducted during the course is carried forward to the final examination: **20 % of total marks allotted to the subject**

g) Method of assessment of examination conducted
 During the course of study to be clearly stated : **03 Internal Assessment Examinations (Both practical & Theory)**

Average marks of best two Internal Assessment Examinations are considered.

h) How has it influenced the result at the final examination :

II. Practical/Clinical

How is the practical examination conducted give details.

Does the practical cover the different branches of the subject? : **Yes**

a) Time allotted for section : **80 minutes for examination / study the cases 40 to 60 minutes Assessment / Evaluation of the student**

b) Examiners : **University Order of Appointment & CV's Enclosed**

Annexure - III

	Date of Examination	Names & qualification	Designation	Experience as examiner
Internal	18.01.2016 to 22.01.2016	Dr. Prakash R.M. Sadanha MBBS, MD(Paediatrics)	Professor & HOD Yenepoya Medical College, Mangalore	11 Years
	18.01.2016 to 20.01.2016	Dr. Anitha S. Prabhu MBBS, MD (Paediatrics)	Professor Yenepoya Medical College, Mangalore	10 Years
	21.01.2016 & 22.01.2016	Dr. M.K. Shyam Sudhir MBBS, MD (Paediatrics)	Professor Yenepoya Medical College, Mangalore	10 Years
External	18.01.2016 to 22.01.2016	Dr. Ravindranath Reddy MBBS, MD (Paediatrics)	Professor & HOD Dept of Pediatrics RIMS Medical College Prakasam, A.P	8 Years
	18.01.2016 to 20.01.2016	Dr. S.S. More MBBS, MD(Paediatrics)	Professor & Dean Department of Paediatrics Govt. Medical College, Nagpur	20 Years
	21.01.2016 & 22.01.2016	Dr. Joy Liston Pratap D'Souza MBBS, MD(Paediatrics)	Professor Vydehi Institution of Medical Sciences & Research Centre, Bangalore	5 Years

Mode & conduct of practical.

Is it in batches or otherwise : **Yes 18 – 20 students (5 batches)**

c) Are there other centers where the Examination is conducted by the same University : **No**

If so, where : **Not applicable**

i) Do the same examiners conduct the examination in other centers too? : **Not applicable**

ii) If not what steps are taken to ensure uniformity of standard : **Not applicable**

d) Date of Examination : **Theory : 2nd January 2016**
Practical : 18th January 2016 to 22nd January 2016

Copy of Time Table Enclosed : Annexure - IV

e) Date and time when the examination was inspected. : **19.01.2016 9 am to 5 pm**

f) Are the invigilation arrangements satisfactory? : **Yes**

g) No. of candidates appeared : **93**

h) Number & type of questions (a copy of the question paper may be attached)
Copy Enclosed - Refer Annexure - II

No.	Type of Question	No. of Questions	Marks for each question	Total Marks
I	Long Essay	02	10 marks each	20
II	Short Essay	10	5 marks each	50
III	Short Answers	10	3 marks each	30

i) What is the minimum percentage of required for passing : **50 % in aggregate both in theory & Clinical / Practicals**

Clinical

1. Date of Examination : **18.01.2016 to 22.01.2016 (5 days)**

2. Date & time when the examination was inspected : **19.01.2016 9 am to 5 pm**

3. Are the invigilation arrangements satisfactory? : **Yes**

4. No. of candidates appeared : **93 List Enclosed
Refer Annexure - IV**

5. Long cases : **One**

6. Type of cases given (list may be attached) : **List Enclosed Annexure - V**

7. Time allotted for study of the case : **40 minutes**

8. Nature of Discussion of case by the candidate : **Oral Presentation,
Bedside demonstration of
Clinical Signs and discussion
on the case**

9. Time of discussion : **20 - 30 minutes**

10. Was the discussion fair, searching and sufficient practical? : **Fair**

Short Cases

1. Type of cases given (List may be attached) : **List Enclosed**
Refer Annexure - V

2. How many cases were given to each candidate? : **Two**
Case I : Assessment of Nutrition, Development, Anthropometry
(anyone)
Case II : New born examination

3. How long did examination in short cases last for each Candidate :
20 minutes for Examination / Study the case
10 to 15 minutes for Assessment / Evaluation

4. Standard displayed by the candidates in general in the clinical part of the examination.

5. How was the assessment done : **Oral Presentation and Bedside demonstration of clinical Signs and discussion on the case**

6. Was it done jointly by more than one Examiner : **Yes**
(One External Examiner & One Internal Examiner)

7. How many marks are allotted for clinical examination? : **80 marks**

8. What is the minimum percentage for passing the clinical part? : **50 % aggregate**

9. Are marks obtained in any other part of the examination added on to that obtained in the clinical examination? : **No**

10. Are marks given for clinical works done in the wards added on to the marks obtained in the clinical examination? - **No**

11. If so, to what extent? : **Not Applicable**

12. How has it influenced the result at the final examination? : **No**
(Method of assessment of clinical work in the wards may be clearly stated).

VIVA-VOICE

1. What did it consist of (Give extent of coverage of subject) : **According to Syllabus**
2. How was it conducted? :
04 Stations : 1. X-rays, 2. Drugs / Instruments, 3. Immunization, 4. Nutrition
05 to 07 minutes for each station
3. What was the standard? : **Good**
4. What was the nature of assessment? : **Viva Voce Cards with Questions**
along with the required material for each station
5. Was it done jointly by more than one examiner? : **Four Examiners One for each station**
6. How are the marks obtained in different parts of the examination grouped?
Theory : 100 marks, Orals : 20 marks, Internal Assessment (Theory) : 30 marks : Total 150
Clinical / Practicals : 80 marks, Internal Assessment (Clinical) :20 marks : Total – 100
Grand Total : 250
7. What is the minimum for passing in each and in the grand total? :
50% aggregate in Theory (150 marks)
50 % aggregate in Clinical / Practical Examination
8. Results for the last three years : **Enclosed** **Annexure - VI**
9. No. of students appeared :
10. No. of students passed :

Year	No. of students appeared	No. of students passed	%
2012-13	69	58	84.05%
2013-14	81	60	74.07%
2014-15	61	60	98.36%

11. Other remarks if any.

Conclusions :

Was the examination conducted satisfactorily?

1. Examination was conducted satisfactory
2. Distribution of marks in Theory , Practical and Internal assessment is not according to MCI guidelines
3. Same sets of examiners are not assessing the theory and practical of whole batch of the students. Examiners are changed after two days.


Was the standard sufficient for the M.B.B.S. examination as required by Regulations of the Medical Council of India? : Yes

Date : 19.01.2016

Place : Mangalore



Dr. A. Santa Singh
Signature of Inspector/Visitors



Dr. M.K. Parashar
Signature of Inspector / Visitors



MEDICAL COUNCIL OF INDIA
STANDARD INSPECTION FORM FORM – C

On the

Final M.B.B.S. Examination of **Yenepoya University**
In the Subject of OBSTETRICS & GYNAECOLOGY

held at

Yenepoya Medical College, Deralakatte, Mangalore

1. Date of Inspection : **19.01.2016**
2. Names of Inspectors : **Dr. M. K. Parashar
Dr. A. Santa Singh**
3. Date of last Inspection/Visitation : **25th & 26th November 2014**
4. Name of last inspectors/Visitors : **Dr. Vinay Agarwal
Dr. V. Elango
Dr. Sucheta Chaudhari**

Defects pointed out in the last	Remarks by the University
NIL Letter from Medical Council of India enclosed Annexure - I	

5. No. of candidates appeared : **105 students**

6. Papers setters :

Name & qualification	Designation	Experience as Examiner
Dr. Usha Sadashivan MS- OBG	Dr. Usha Sadashivan Professor, Dept. of OBG Sree Mookambika Institute of Medical Sciences Kanyakumari	21 Years 10 Months
Dr. Kalamani S M MS- OBG	Dr. Kalamani S.M. Professor of OBG Chennai Medical College & Research Center Trichanapalli Tamilnadu	15 Years 10 Months

Remarks by the Inspectors/Visitors regarding

- a) Nature of the questions
- b) Do they cover the whole field of prescribed curriculum : Yes
- c) What is the standard displayed in the answers.
- } Distribution of marks for theory, practical, Viva and Internal Assessment are different from MCI Norms

d) What is the nature of assessment : **Centralized Evaluation**

Double Evaluation is routinely followed. However in case the difference between Ist and IInd evaluation is more than 15%, then IIIrd evaluation is conducted. The average of two/three evaluations is considered.

e) What is the minimum percentage necessary for passing the theory examination : **50% in aggregate**

f) What percentage of marks obtained at periodical examinations conducted during the course is carried forward to the final examination : **20 % of total marks allotted to the subject**

g) Method of assessment of examination conducted
During the course of study to be clearly stated : **03 Internal Assessment Examinations (Both Practical & Theory)**
Average marks of best two Internal Assessment Examinations are considered

h) How has it influenced the result at the final examination

II. Practical/clinical

How is the practical examination conducted give details : **2 Long cases are allotted
One each from Obstetrics & Gynaecology**

Does the practical cover the different branches of the subject? : **Yes**

a) Time allotted for section : **Moring session - Clinical Case discussion
Afternoon session – Viva Voce**

b) Examiners : **University Order of Appointment &
CV's - Enclosed - Annexure - III**

	Date of Examination	Names & qualification	Designation	Experience as examiner
Internal	18.01.2016 to 20.01.2016	Dr. K. Raj Gopal MD (OBG)	Professor & HOD Yenepoya Medical College, Mangalore	12 Yrs
	18.01.2016 to 20.01.2016	Dr. Smitha B. Rao DGO, DNB (OBG)	Associate Professor Yenepoya Medical College, Mangalore	3 Yrs
	21.01.2016 & 22.01.2016	Dr. M.K. Kanakamma MD (OBG)	Professor Yenepoya Medical College, Mangalore	6 Yrs
	21.01.2016 & 22.01.2016	Dr. Sadiqunnisa MD, DGO	Associate Professor Yenepoya Medical College, Mangalore	3 Yrs
External	18.01.2016 to 22.01.2016	Dr. Shashikala M.D., D.G.O (OBG)	Professor Dept of OBG Sri Manakula Vinayagar Medical College and Hospital Puducherry, Tamil Nadu	18 Yrs
	18.01.2016	Dr. Adithi Shetty M.D. (OBG)	Assoc. Professor Dept of OBG Kasturba Medical College, Mangalore	7 months
	19.01.2016 & 20.01.2016	Dr. Veena Praveen M.S. (OBG)	Assoc. Professor Dept. of OBG Academy of Medical Sciences, Kannur	3 Yrs
	21.01.2016 & 22.01.2016	Dr. Mumtaz P. MBBS,DGO,DNB	Assoc. Professor Dept. of OBG MES Medical College, Palachode P.O Malappuram Dt. Kerala	1 Yr

Mode & conduct of practical

Is it in batches or otherwise : **Yes** **20 -22 students**

c) Are there other centers where the Examination is conducted by the same University : **No**

If so, where : **Not applicable**

i) Do the same examiners conduct the examination in other centers too? : **Not applicable**

ii) If not what steps are taken to ensure uniformity of standard : **Not applicable**

d) Date of Examination : **Theory : 04.01.2016 & 05.01.2016**
Practical : 18.01.2016 to 22.01.2016

Copy of Time Tale Enclosed – Annexure - IV

e) Date and time when the examination was inspected. : **19.01.2016 9 am to 5 pm**

f) Are the invigilation arrangements satisfactory? : **Yes**

g) No. of candidates appeared : **105 students**
On 19th Jan 2016 – 21 students
(on 18th Jan 2016 – 22 students,
20th Jan 2016 – 22 students
21st Jan 2016 – 20 students
22nd Jan 2016 – 20 students)

h) Number & type of questions (a copy of the question paper may be attached)

Copy Enclosed – Refer Annexure - II

No.	Type of Question	No. of Questions	Marks for each question	Total Marks
I	Long Essay	02	10 marks each	20
II	Short Essay	10	5 marks each	50
III	Short Answers	10	3 marks each	30

i) What is the minimum percentage of required for passing : **50% in aggregate both in Theory & Clinical / Practicals**

Clinical

1. Date of Examination : **18th January 2016 to 22nd January 2016**

2. Date & time when the examination was inspected. : **19.01.2016 9 am to 5 pm**

3. Are the invigilation arrangements satisfactory? : **YES**

4. No. of candidates appeared : **105 students List Enclosed
Refer Annexure - IV**

5. Long cases : **Two Long Cases : Obstetrics &
Gynaecology**

6. Type of cases given (list may be attached) : **List Enclosed Annexure - V**

7. Time allotted for study of the case : **40 minutes**

8. Nature of Discussion of case by the candidate : **Oral Presentation, beside
demonstration of clinical signs and
discussion on the case**

9. Time of discussion : **20 – 30 minutes**

10. Was the discussion fair, searching and sufficient practical? : **Fair
Yes, Sufficient**

Short Cases

1. Type of cases given (List may be attached) :

2. How many cases were given to each candidate? : **Not applicable**

3. How long did examination in short cases last for each Candidate? : **10 minutes**

4. Standard displayed by the candidates in general in the clinical part of the examination.
: **Satisfactory**

5. How was the assessment done? : **Fair**

6. Was it done jointly by more than one Examiner? : **Yes**

7. How many marks are allotted for clinical examination? : **160** (MCI Norm is 50 marks)

8. What is the minimum percentage for passing the clinical part? : **50% aggregate**

9. Are marks obtained in any other part of the examination added on to that obtained in the clinical examination? : **No**

10. Are marks given for clinical works done in the wards added on to the marks obtained in the clinical examination? **No**

11. If so, to what extent? : Not applicable

12. How has it influenced the result at the final examination? : Not applicable

(Method of assessment of clinical work in the wards may be clearly stated).

VIVA-VOICE

1. What did it consist of
(Give extent of coverage of subject) : **Covered syllabus**
2. How was it conducted? : **Drugs, instruments,
specimens, dummy pelvis, (5-7
minutes for each station)**
3. What was the standard? : **Good**
4. What was the nature of assessment? : **Fair**
5. Was it done jointly by more than one examiner? : **Four Examiners, One for each
station**
6. How are the marks obtained in different parts of the examination grouped?
**Theory : 200 marks, Orals : 40 marks, Internal Assessment (Theory) : 60 marks
Practical : 160 marks, Internal Assessment : 40 marks**
7. What is the minimum for passing in each and in the grand total? :
**50% aggregate in Theory
50% aggregate in Clinical / Practical Examination**
8. Results for the last three years : **Enclosed Annexure - VI**
9. No. of students appeared
10. No. of students passed

Year	No. of students appeared	No. of students passed	%
2012-13	69	65	94.20%
2013-14	81	79	97.53%
2014-15	61	44	72.13%

11. Other remarks if any.

Conclusions :


Was the examination conducted satisfactorily?


1. Examination was conducted satisfactory
2. Distribution of marks in Theory , Practical and Internal assessment is not according to MCI guidelines
3. Same sets of examiners are not assessing the theory and practical of whole batch of the students. Examiners are changed after two days.
4. There is no separate marks for Record of Delivery cases as per MCI norms

Was the standard sufficient for the M.B.B.S. examination as required by Regulations of the Medical Council of India? : Yes

Date : 19.01.2016

Place : Mangalore


Dr. A. Santa Singh
Signature of Inspector/Visitors


Dr. M.K. Parashar
Signature of Inspector / Visitors



MEDICAL COUNCIL OF INDIA
STANDARD INSPECTION FORM FORM – C

On the

Final M.B.B.S. Examination of **Yenepoya University**

in the subject **GENERAL MEDICINE**

held at

Yenepoya Medical College, Deralakatte, Mangalore

1. Date of Inspection : **19.01.2016**
2. Names of Inspectors : **Dr. M. K. Parashar
Dr. A. Santa Singh**
3. Date of last Inspection/Visitation : **25th & 26th November 2014**
4. Name of last inspectors/Visitors : **Dr. Vinay Agarwal
Dr. V. Elango
Dr. Sucheta Chaudhari**

Defects pointed out in the last	Remarks by the University
NIL Letter from Medical Council of India enclosed Annexure - I	

A. Scheme of Examination

1. Theory Marks allotted: **200**

There are two theory papers : Paper I & Paper II, each for 100 marks of 3 hours duration each.

General Medicine - Paper I (General Medicine) - 100 marks

General Medicine - Paper – II (General Medicine including Psychiatry, Dermatology, STD, Tuberculosis and Chest Disease) - 100 marks

No.	Type of Question	No. of Questions	Marks for each question	Total Marks
I	Long Essay	02	10 marks each	20
II	Short Essay	10	5 marks each	50
III	Short Answers	10	3 marks each	30

Internal Assessment Marks : **60 marks**

2. Clinical/practical : **160 marks**
Long case : 80 marks
02 Short case : 40 marks each

Internal Assessment Marks: **40 marks**

Total Marks: **200 marks**

3. Oral

Viva Voce : **40 Marks**

Minimum marks for Passing the Exam: **50% in theory aggregate including Oral & Internal Assessment marks**
50% in Clinicals including Internal Assessment

B. Theory

1. Theory paper Subject Time for the paper (1 copy of each of the papers may be attached).

Paper - I - General Medicine - 3 hrs

Paper – II - General Medicine - 3 hrs

Enclosed Annexure - II

2. Dates on which conducted : **Paper – I - 07.01.2016**
Paper – II - 08.01.2016

3. Where conducted : **Examination Hall in the Yenepoya Medical College**

4. Invigilation arrangements : **Chief Superintendent, Observer, Deputy Chief Superintendent, Room Superintendent and Invigilators**

5. No. of candidates appeared : **98 students**
6. Papers setters :

Name & qualification	Designation	Experience as Examiner
Dr. Jayaram Pydimarri MD- General Medicine	Dept. of General Medicine Mamata Medical College, Khammam	12 Years
Dr. U B Shetkar MD- General Medicine	Professor of General Medicine Rural Medical College Loni- Rahata Taluk Ahmed Nagar District Maharashtra- 413736	14 Years 10 Months

Remarks by the Inspectors/Visitors regarding

- a) Nature of the questions :

No.	Type of Question	No. of Questions	Marks for each question	Total Marks
I	Long Essay	02	10 marks each	20
II	Short Essay	10	5 marks each	50
III	Short Answers	10	3 marks each	30

- b) Do they cover the whole field of prescribed curriculum : **Yes**

- c) What is the standard displayed in the answers

- d) What is the nature of assessment : **Centralized Evaluation**

Double Evaluation is routinely followed. However in case the difference between Ist and IInd evaluation is more than 15%, then IIIrd evaluation is conducted. The average of two/three evaluations is considered.

- e) What is the minimum percentage necessary for passing the theory examination : **50% in aggregate**

- f) What percentage of marks obtained at periodical examinations conducted during the course is carried forward to the final examination. : **20 % of total marks allotted to the subject**

- g) Method of assessment of examination conducted

During the course of study to be clearly stated : **03 Internal Assessment**

Examinations (Both Practical & Theory)

Average marks of best two Internal Assessment Examinations are considered

- h) How has it influenced the result at the final examination : **Cannot be commented as examination is not finished**

II. Practical/clinical

How is the practical examination conducted give details.

Does the practical cover the different branches of the subject? : **Yes**

a) Time allotted for section : **40 minutes for Long Case
20 minutes each for short cases**

b) Examiners : **University Order of Appointment & CV's Enclosed
Annexure - III**

	Date of Examination	Names & qualification	Designation	Experience as examiner
Internal	18.01.2016 to 20.01.2016	Dr. Nazir Rahim Attar MD (General Medicine)	Professor & HOD Yenepoya Medical College, Mangalore	16 Yrs
	18.01.2016 to 20.01.2016	Dr. Mukhtar Ahmed Dawood MD (General Medicine)	Associate Professor Yenepoya Medical College, Mangalore	3 Yrs
	21.01.2016 & 22.01.2016	Dr. Ravi N. Vaswani MD (General Medicine)	Professor Yenepoya Medical College, Mangalore	10 Yrs
	21.01.2016 & 22.01.2016	Dr. Kishore Kumar Ubrangala MD (General Medicine)	Professor Yenepoya Medical College, Mangalore	10 Yrs
External	18.01.2016 to 20.01.2016	Dr. Edwin J.J.B.M. Gomes MBBS, M.D. (General Medicine)	Professor & HOD Department of General Medicine Goa Medical College Bambolim, Goa	16 Yrs
	18.01.2016 to 20.01.2016	Dr. Bansode Mahendrakumar Vasantrao MBBS, M.D. (General Medicine)	Professor of General Medicine Shri Chatrapati Shahu Maharaj Medical College, Maharashtra	13 Yrs
	21.01.2016 & 22.01.2016	Dr. A.G. Namoshi MBBS, M.D. (General Medicine)	Professor of General Medicine Mahadevappa Rampure Medical College, Gulbarga	
	21.01.2016 & 22.01.2016	Dr. S. Chandrashekhar MBBS, M.D. (General Medicine)	Professor of General Medicine Velammal Medical College Madurai, Tamil Nadu	10 Yrs

Mode & conduct of practical.

Is it in batches or otherwise : Yes

18 -21 students

c) Are there other centers where the Examination is conducted by the same University : **No**

If so, where : **Not applicable**

i) Do the same examiners conduct the examination in other centers too? : **Not applicable**

ii) If not what steps are taken to ensure uniformity of standard : **Not applicable**

d) Date of Examination : **18.01.2016 to 22.01.2016**

Copy of Time Table Enclosed Annexure : IV

e) Date and time when the examination was inspected. : **19.01.2016 9 am to 5 pm**

f) Are the invigilation arrangements satisfactory? : **Yes**

g) No. of candidates appeared : **20 students on 19.01.2016**
Total students : 98

h) Number & type of questions (a copy of the question paper may be attached)
Refer Annexure - II

No.	Type of Question	No.of Questions	Marks for each question	Total Marks
I	Long Essay	02	10 marks each	20
II	Short Essay	10	5 marks each	50
III	Short Answers	10	3 marks each	30

i) What is the minimum percentage of required for passing : **50 % aggregate both in theory & Clinical/ Practicals**

Clinical

1. Date of Examination : **18th January 2016 to 22nd January 2016**
2. Date & time when the examination was inspected : **19.01.2016 9 am to 5 pm**
3. Are the invigilation arrangements satisfactory? : **Yes**
4. No. of candidates appeared : **20 students on 19.01.2016**
Total students : 98
List Enclosed Refer Annexure - IV
5. Long cases : **One**
6. Type of cases given (list may be attached) : **List Enclosed Annexure - V**
7. Time allotted for study of the case : **40 minutes for long case**
8. Nature of Discussion of case by the candidate : **Basic Clinical Evaluation**
9. Time of discussion : **approximate 15- 20 minutes per student**
10. Was the discussion fair, searching and sufficient practical? : **Yes**

Short Cases

1. Type of cases given (List may be attached) : **List Enclosed refer Annexure - V**

2. How many cases were given to each candidate? : **Two**

2. How long did examination in short cases last for each Candidate? :
10 minutes each

4. Standard displayed by the candidates in general in the clinical part of the examination. :
Satisfactory

5. How was the assessment done? : **Objectively**

6. Was it done jointly by more than one Examiner? : **Yes**
(One External Examiner & one Internal Examiner)

7. How many marks are allotted for clinical examination? : **Practical / Clinical : 160 marks**
Internal Assessment : 40 marks

8. What is the minimum percentage for passing the clinical part? :
50 % aggregate

9. Are marks obtained in any other part of the examination added on to that obtained in the clinical examination? : **No**

10. Are marks given for clinical works done in the wards added on to the marks obtained in the clinical examination? : **No**

11. If so, to what extent? : **Not applicable**

12. How has it influenced the result at the final examination? : **Not applicable**
(Method of assessment of clinical work in the wards may be clearly stated).

VIVA-VOICE

1. What did it consist of (Give extent of coverage of subject) : **Routine clinical skills, Management of common diseases instruments and recent advances**
2. How was it conducted? : **4 Stations – 1. X-rays, 2. Drugs, 3. Instruments + Specimens, 4. charts**
3. What was the standard? : **Satisfactory**
4. What was the nature of assessment? : **Objective**
5. Was it done jointly by more than one examiner? : **Four Examiners, one for each station**
6. How are the marks obtained in different parts of the examination grouped?
Theory : 200 marks, Orals : 40 marks, Internal Assessment (Theory) : 60 marks - Total : 300
Clinical / Practicals : 160 marks, Internal Assessment (Clinical) : 40 marks - Total : 200
7. What is the minimum for passing in each and in the grand total? :
50 % aggregate in both Theory & Practical
8. Results for the last three years. : **Enclosed** **Annexure - VI**

Year	9. No. of students appeared	10. No. of students passed	%
2012-13	72	61	84.72%
2013-14	81	60	74.07%
2014-15	63	53	84.13%

11. Other remarks if any.

Conclusions :


Was the examination conducted satisfactorily? :

1. Examination was conducted satisfactory
2. Distribution of marks in Theory , Practical and Internal assessment is not according to MCI guidelines
3. Same sets of examiners are not assessing the theory and practical of whole batch of the students. Examiners are changed after two days.

Was the standard sufficient for the M.B.B.S. examination as required by Regulations of the Medical Council of India? : Yes

Date : 19.01.2016

Place : Mangalore


Dr. A. Santa Singh

Dr. M.K. Parashar