

Confidential

**MEDICAL COUNCIL OF INDIA**  
**ASSESSMENT FORM FOR \_\_\_ ADMISSIONS REPORT**  
 Part A-I  
 (to be filled by the Institution)

**1.1 Type of Assessment**U/S 10A- Regular: Recognition (150 Seats )U/S 11 -Regular: Recognition ( ✓ )

U/S 19 Continuation of Recognition Regular ( ✓ )

Any Other:

**Note:**


1. All rows/columns must be filled.
2. 'Not Applicable' should be clearly written wherever a required information is not relevant.
3. All pages of the A-I are to be signed by Dean/Principal/Director.

Name of the Institution : Subbaiah Institute of Medical Sciences

Address : NH-13, Holehonnur Road, Purle, Shimoga

Telephone No. : 08182-295604, 298006

Date:

  
 Signature with stamp of Principal/Director  
 Subbaiah Institute of Medical Sciences  
 NH-13, H.H. Road, Purale  
 SHIVAMOGGA-577 222, Karnataka

E-mail : smc.shimoga@yahoo.co.in

Fax : 08182-298004

Website : www.smcshimoga.com

Management : Trust

Regn. no. of Society/Trust/Company: : R.No.71/SRO/SMG/2003-04

Consent/Affiliation from University : Letter No. Letter No. ACA/M-74/2016-17 dt.15.09.2016

Period of Validity : 2016-17

No. of seats as per Essentiality Certificate : 150  
(Information not required for renewal/recognition inspection)

Period of Validity :

Assessment Date: : 17.01.2017

Last Assessment Date: : 18<sup>th</sup> & 19<sup>th</sup> February 2016

## 1.2 For LOP ONLY:

(a) Location: The applicant college is located in Purle (city/village) of Shimoga Taluk Shimoga district of Karnataka state.


Date: \_\_\_\_\_

Signature with stamp, Dean/Principal/Director  
Subbaiah Institute of Medical Sciences  
Principal  
NH-13, H.H. Road, Purale  
SHIVAMOGGA-577 222, Karnataka

(b) The College has following plots of land:

Plot #	Survey #	Place	Area	Remarks if any
	<u>108/1</u>	<u>Purle</u>	<u>1 acre</u>	Converted Lands from Agriculture Purpose to setup Medical College and other Educational Institution Purpose Against Government Order DTP 32 B.R.P.2008.
	<u>117/p</u>	<u>Purle</u>	<u>07 Guntas</u>	Converted Lands from Agriculture Purpose to setup Medical College and other Educational Institution Purpose Against Government Order DTP 32 B.R.P.2008.
	<u>108/2 and 109/2</u>	<u>Purle</u>	<u>1 acre 23 Guntas</u>	Converted Lands from Agriculture Purpose to setup Medical College and other Educational Institution Purpose Against Government Order DTP 32 B.R.P.2008.
	<u>116/p1</u>	<u>Purle</u>	<u>1 acre 34 Guntas</u>	Converted Lands from Agriculture Purpose to setup Medical College and other Educational Institution Purpose Against Government Order DTP 32 B.R.P.2008.
	<u>116/p2</u>	<u>Purle</u>	<u>1 Acre</u>	Converted Lands from Agriculture Purpose to setup Medical College and other Educational Institution Purpose Against Government Order DTP 32 B.R.P.2008.

Date:

Signature with stamp  Principal/  
 Subbaiah Institute of Medical Sciences  
 NH-13, H.H. Road, Purale  
 SHIVAMOGGA-577 222, Karnataka


	<u>108/1 &amp; 108/2</u>	<u>Purle</u>	<u>1 Acre 10 Guntas</u>	Converted Lands from Agriculture Purpose to setup Medical College and other Educational Institution Purpose Against Government Order DTP 32 B.R.P.2008.
	<u>114/p</u>	<u>Purle</u>	<u>1 Acre 03 Guntas</u>	Converted Lands from Agriculture Purpose to setup Medical College and other Educational Institution Purpose Against Government Order DTP 32 B.R.P.2008.
	<u>111/p2</u>	<u>Purle</u>	<u>1 Acre 27 Guntas</u>	Converted Lands from Agriculture Purpose to setup Medical College and other Educational Institution Purpose Against Government Order DTP 32 B.R.P.2008.
	<u>109/1</u>	<u>Purle</u>	<u>0-17 Guntas</u>	Converted Lands from Agriculture Purpose to setup Medical College and other Educational Institution Purpose Against Government Order DTP 32 B.R.P.2008.
	<u>111/p3</u>	<u>Purle</u>	<u>0-07 Guntas</u>	Converted Lands from Agriculture Purpose to setup Medical College and other Educational Institution Purpose Against Government Order DTP 32 B.R.P.2008.
	<u>111/p4</u>	<u>Purle</u>	<u>0-07 Guntas</u>	Converted Lands from Agriculture Purpose to setup Medical College and other Educational Institution Purpose Against Government Order DTP 32 B.R.P.2008.

Date:

Signature with stamp  
 Dean/Principal/Director  
 Subbaiah Institute of Medical Sciences  
 NH-13, H.H. Road, Purale  
 SHIVAMOGGA-577 222, Karnataka

	<u>115</u>	<u>Purle</u>	<u>05 Acre 19 Guntas</u>	Converted Lands from Agriculture Purpose to setup Medical College and other Educational Institution Purpose Against Government Order DTP 32 B.R.P.2008.
	<u>111/p5</u>	<u>Purle</u>	<u>01 Acre 27 Guntas</u>	Converted Lands from Agriculture Purpose to setup Medical College and other Educational Institution Purpose Against Government Order DTP 32 B.R.P.2008.
	<u>109/p1</u>	<u>Purle</u>	<u>2 Acre</u>	Converted Lands from Agriculture Purpose to setup Medical College and other Educational Institution Purpose Against Government Order DTP 32 B.R.P.2008.
	<u>112</u>	<u>Purle</u>	<u>04 Acre 32 Guntas</u>	Converted Lands from Agriculture Purpose to setup Medical College and other Educational Institution Purpose Against Government Order DTP 32 B.R.P.2008.
	<u>114/p</u>	<u>Purle</u>	<u>2 Acre</u>	Converted Lands from Agriculture Purpose to setup Medical College and other Educational Institution Purpose Against Government Order DTP 32 B.R.P.2008.
	<u>110</u>	<u>Purle</u>	<u>04 Acre 2 Guntas</u>	Converted Lands from Agriculture Purpose to setup Medical College and other Educational Institution Purpose Against Government Order DTP 32 B.R.P.2008.


Date:

Signature with stamp  Principal/Director  
 Subbaiah Institute of Medical Sciences  
 NH-13, H.H. Road, Purale  
 SHIVAMOGGA-577 222, Karnataka



- 1.5 Building Use/ Occupancy Certificate: approved by Town Municipality order no: TLN-003514 dated 20.05.2015  
**Construction:** approved by Town Planning Member, Urban Development Dept Shimoga order no: Permit No.KV(3)  
 CR/372-2010 dated Dt.29-05-2010 dated 29.05.2010
- 1.6 Nearest airport: 220 kms. - Mangalore
- 1.7 Nearest Railway Station: 6 kms. - Shimoga
- 1.8 Water Supply: Through Municipal Through Municipal Water / Bore wells
- 1.9 Electric supply: Sanctioned Load 1250 KVA.
- 1.10 Generators: available/not available, Available load 500 KVA + 250 KVA
- 1.11 Drainage & sewage disposal : Sewage Treatment Plant Installed
- 1.12 Working Hours:
1. OPD Timings: 9.00am to 4.00pm
  2. College Timings: 8.00 am to 4.00 pm
  3. Library Timings: 9.00 am to 11.00pm


Date:

  
 Principal  
 Signature with stamp Dean/Principal/Director  
 Subbaiah Institute of Medical Sciences  
 NH-13, H.H. Road, Purale  
 SHIVAMOGGA-577 222, Karnataka

### 1.13 Annual Budget: College & Hospital

Year	Current Financial Year	
	College	Hospital
Salary		
- Doctors	2.10	5.10
- Resident Doctors	1 1.25	1.50 1.50
- Other Staff	1	
Technical Training	0.56	1
Library & Education	25 lacs	75 lacs
Maintenance	25 lacs	75 lacs
Contingencies	25 lacs	50 lacs
Others	7 lacs	18 lacs
Total	6.11	11.28

Date:

  
**Principal**  
 Signature with stamp Dean/Principal/Director  
 Subbaiah Institute of Medical Sciences  
 NH-13, H.H. Road, Purale  
 SHIVAMOGGA-577 222, Karnataka



1.14 Paramedical staff (Nos.): Give details of technicians department wise:

Department	Technician	Assistant	Attendant	Other
Radiology	8	3	3	
Biochemistry	6	2	3	
Microbiology	9	2	2	
Serology	3	2	2	
Heamatology	2	2	1	
Histo-pathology	2	2	1	
Cytopathology	2	2	1	
OT	6	4	5	
Anesthesia	4	2		3
Blood Bank	3	1	1	2
Labour Room	3	2	1	2
Emergency Room	2	2	1	2
CSSD	4	3	4	2
Mortuary				2
Laundry	2	10	6	2

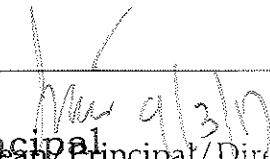
Date:

Signature with stamp  
 Principal  
 Subbaiah Institute of Medical Sciences  
 NH-13, H.H. Road, Purale  
 SHIVAMOGGA-577 222, Karnataka

Electrical	5	4	2	1
Housekeeping	3	2	52	2
Bio-medical	5	3	2	2
BWM	2	1	1	1
Pharmacy	2	2	1	2

Department	Technician	Assistant	Attendant	Other
Anatomy	2	1	4	4
Biochemistry	2	3	1	2
Physiology	2	1	1	3
Microbiology	2	1	1	2
Pathology	2	1	2	2
Forensic Medicine	1	1	1	2
Community Medicine	1	1	1	6
Pharmacology	2	1	1	2
UHC	2	1	1	2
RHC	2	1	1	2

Date:

  
 Signature with stamp Dean/Principal/Director  
 Subbaiah Institute of Medical Sciences  
 NH-13, H.H. Road, Purale  
 SHIVAMOGGA-577 222, Karnataka

**1.15 Nursing Staff available:**

Category	No of Beds _____	
	Required Nos.	Available Nos.
Staff Nurses	309	312
Sister Incharge	45	45
ANS	12	12
DNS	5	5
Nursing Suptd	1	1
Total	372	375

**1.16 Medical Education Unit (MEU): (Information not required for LOP inspection)**

Available as per Regulations : Yes


Available as per Regulations	:	Yes
Officer In Charge		Dr.S.M.Katti
Name of the MEU coordinator	:	Dr.Vinayak G

Date:

Signature with stamp  
 Principal / Dean / Principal / Director  
 Subbaiah Institute of Medical Sciences  
 NH-13, H.H. Road, Purale  
 SHIVAMOGGA-577 222, Karnataka

Name, Designation & Experience of affiliated faculty				:	
Sl No	Name	Designation	Experience		
1	Prof.(Dr.) Siddalingappa	Professor, Pharmacology	10 years		
2	Prof(Dr.) Amruth Kishan K U	HOD Microbiology	10 years		
3	Prof.(Dr.) Suresh B P	HOD, General Surgery	13 years		
4	Dr. Vikram S Kumar	Assco Prof Pediatrics	7 Years		
5	Dr. Vaibhav Nayak	Assco Prof Pathology	7 Years		
6	Dr.Sridevi V	Asco Prof Biochemistry	6 Years		
7	Dr.Manjunath T H	Assco Prof FMT	6 Years		
Name of the MCI Regional ( Nodal) Centre where above training has been undertaken				:	List Enclosed – Annexure - I
Details of the Orientation programme and Basic Course Workshop undergone by MEU(No. of programmes organized during Academic year. No. of People attended, proceedings (to be verified at the time of assessment)				:	List Enclosed – Annexure - I

Date:


Signature with stamp  Principal/Director  
Subbaiah Institute of Medical Sciences  
NH-13, H.H. Road, Purale  
SHIVAMOGGA-577 222, Karnataka

Date/s of the above workshops	:	List Enclosed – Annexure -I
Details & Duration of Workshops in Medical Education Technology conducted by MEU	:	List Enclosed – Annexure -I
Details of faculty who have undergone basic course workshop in <i>Medical Education Technology</i> at the allocated MCI Regional Centre	:	List Enclosed – Annexure -I
Details of faculty who have undergone advanced course workshop in <i>Medical Education Technology</i> at the allocated MCI Regional Centre	:	List Enclosed – Annexure -I
Feedback evaluation of workshops and action taken reports on the basis of feedback obtained	:	List Enclosed – Annexure -I

**1.17 Continuing Medical Education :** (Information not required for LOP inspection)

No and Details of CMEs/workshop organized by the college held in the past 1 year	:	List Enclosed – Annexure -I
<b>Details of the credit hours awarded for the past one year</b> (details / comments )	:	6 hours

Date:

Signature with stamp  
  
 Principal  
 Dean/Principal/Director  
 Subbaiah Institute of Medical Sciences  
 NH-13, H.H. Road, Purale  
 SHIVAMOGGA-577 222, Karnataka

**1.18 College Council :** (Information not required for LOP inspection)

Name, designation, contact no. and address of the President & Secretary.	:	<b>President :-</b> Principal Subbaiah Institute of Medical Sciences, NH-13 Purle, Shimoga 577222 <b>Secretary:</b> S M Katti –MD 9844066016 Subbaiah Institute of Medical Sciences, NH-13 Purle, Shimoga 577222
Composition of the Council (HODs as members & Principal / Dean as chairperson)		Chairman – Principal, Members – medical Superintendent HOD – Anatomy, Physiology, Biochemistry, Pathology, Microbiology, Pharmacology Community Medicine, Forensic Medicine, General medicine, Surgery, OB&G, Orthopaedics & Nursing Superintendent as per Annexure- III
No. of times the College Council meets per year (min 4)	:	6 times/year
Action taken report on College Council Meetings (details / comments in annexure II)		Enclosed as per annexure II

**1.19 PG Course:** If the college is running PG course; Please mention the intake of PG seats subject wise

Sr No.	Subject	No. of Permitted sets	No. of recognized seats

Date:

Signature with stamp  
Principal  
Subbaiah Institute of Medical Sciences  
NH-13, H.H. Road, Purale  
SHIVAMOGGA-577 222, Karnataka

### 1.20 Clinical Material

Item	Daily average (for last 3 randomly selected months )as provided by institute
O.P.D. attendance  (At the end of OPD timing)	1205
Casualty attendance  (24 hrs. data)	45
No of admissions	80
No. of discharges	78
Bed occupancy: No of Beds occupied No of beds required Bed occupancy %	520 650 82%
<b>Operative Work</b>	


Date:

Signature with stamp  Dep. Principal/ Director

Subbaiah Institute of Medical Sciences  
NH-13, H.H. Road, Purale  
SHIVAMOGGA-577 222, Karnataka

Item	Daily average (for last 3 randomly selected months )as provided by institute	
	No. of major surgical operations	20
No. of minor surgical operations	42	
No. of normal deliveries	2	
No. of caesarian sections	3	
<b><u>Radiological Investigations</u></b>	<b>O.P.D</b>	<b>I.P.D</b>
X-ray	113	47
Ultrasonography	75	27
Barium, IVP etc.	6	2
C.T. Scan	5	2
<b><u>Laboratory Investigations - No of Tests</u></b>	<b>O.P.D</b>	<b>I.P.D</b>
Biochemistry	750	381
Microbiology	123	84

Date:

  
 Signature with stamp **Principal**  
 Subbaiah Institute of Medical Sciences  
 NH-13, H.H. Road, Purale  
 SHIVAMOGGA-577 222, Karnataka



Item	Daily average (for last 3 randomly selected months )as provided by institute	
	Serology	91
Haematology	1087	418
Histopathology	8	6
<u>Cytopathology</u>	5	8
<u>Others</u>	3	1
Any other (HIV/AIDS, DOTs, Malaria etc)	10	

Date:

Signature with stamp of Principal/Director

Subbaiah Institute of Medical Sciences  
NH-13, H.H. Road, Purale  
SHIVAMOGGA-577 222, Karnataka

## 1.21 College Website

Sr. No.	Details of information	Provided or not (with no & date)
1	Dean, Principal & M.S.	PROVIDED
2	Staff-Teaching & non Teaching*	PROVIDED
3	CME, Conference, academic activity conducted	PROVIDED
4	Awards, achievements received by the faculty.	PROVIDED
5	Affiliated university and its VC & Registrar.	PROVIDED
6	Details of the MCs infrastructure a) Academic Facilities (LT, Demo rooms, Common rooms, Labs, Library, Skill lab, Computer Lab, Auditorium): b) Hospital: c) Residential Facilities: Hostel, Cafeteria, Mess, d) Recreation Facilities: Indoor & Outdoor e) Medical Facilities for Students & Staff	PROVIDED
7	Citizen Charter	PROVIDED
8	List of students admitted category wise (UG & PG) in current and previous year.	PROVIDED
9	Results of all examinations in previous year.	PROVIDED

Date:

Signature with stamp Dean/Principal/Director

Subbaiah Institute of Medical Sciences  
NH-13, H.H. Road, Purale  
SHIVAMOGGA-577 222, Karnataka

Sr. No.	Details of information	Provided or not (with no & date)
10	Details of members of the Anti Ragging Committee Members with contact details including landline Ph. mobile, email etc..	PROVIDED
11	Toll free number to report ragging.	PROVIDED
12	No. of ragging cases reported to Anti Ragging Committee and Action taken by Anti Ragging Committee.	PROVIDED

**Undertaking - To be given by the Dean/Principal of the Institute**

I hereby given an undertaking that :

- (i) The college will admit students only after obtaining the permission from Central Govt.
- (ii) In the event of this declaration turning out to be either incorrect or any part of this declaration subsequently turning out to be incorrect or false, it is understood and accepted that the undersigned shall be responsible for any such misdeclaration or misstatement.
- (iii) In case, the declaration made by me is found to be false in any material point then necessary Civil / Criminal proceedings, including prosecution under Section 199 of the Indian Penal Code, 1860, may be initiated against me by the Competent Authority.
- (iv) The college has obtained all requisite statutory approvals.
- (v) The college has fulfilled all requirements as per the applicable Minimum Standard Requirement for the Medical College Regulations, 1999.
- (vi) The mandatory requirements laid down by the Persons with Disabilities Act are met by the college

Date:

Signature with stamp Dean/Principal/Director  
Subbaiah Institute of Medical Sciences  
NH-13, H.H. Road, Purale  
SHIVAMOGGA-577 222, Karnataka



**MEDICAL COUNCIL OF INDIA**  
**ASSESSMENT FORM FOR 150 - MBBS ADMISSIONS REPORT**  
**(INCREASE IN ADMISSION CAPACITY FROM \_\_\_\_ TO \_\_\_\_)**

Dy. No. 182429  
 dt. 14/3/17

**Part A-II (2017-18)**  
**(to be filled by the Assessors)**

**1.1 Type of Assessment**

U/S 10A-Regular/compliance: Letter of Permission ( ), 1<sup>st</sup> renewal ( ), 2<sup>nd</sup> renewal ( ), 3<sup>rd</sup> renewal ( ), 4<sup>th</sup> renewal ( )

U/S 11- Recognition - Regular

Continuation of Recognition / Compliance (NA )

Any Other: \_\_\_\_\_

Name of the Institution	:	Subbaiah Institute of Medical Sciences		
Address	:	NH-13, Holehonnur Road, Purle, Shimoga, Karnataka 577 222		
Telephone No.	:	08182-295604, 298006		
E-mail	:	smcshimoga@yahoo.co.in		
Council Letter No & Date	:	MCI-34(41)(UG)/Recg-12/2017-18-Med./ Dated 06.03.2017		
Assessment Date:	09 <sup>th</sup> & 10 <sup>th</sup> March 2017	Last Assessment Date :	18 <sup>th</sup> & 19 <sup>th</sup> Feb 2016	
PG Courses	:	No		

*(R.R. Mohanty)*  
 10/3/17  
 Signatures of the Assessors

*Dr. Ramesh*  
*Dr. Ramesh*  
 10/3/17

*10/3/17*  
 Date


*(Dr. S. M. Koffi)*  
 10/3/17  
 Signatures of Dean/Principal

### Particulars of Assessors

Name of the Assessors	Correspondence Address	Contact No	Email
Dr. Rama Raman Mohanty Professor , Dept of Physiology	MKCG Medical College, Berhampur, Orissa	+91-9437102620	dr.ramaraman@gmail.com
Dr.Gautam Narayan Sarkar Professor Dept of Community Medicine	Bankura Sammilani Medical College, Bankura, West Bengal	+91-9433745800	gautamnarayansarkar@yahoo.in
Dr.Rakesh Mondal Professor Dept of Paediatrics	Medical College Kolkata Calcutta, West Bengal	+91-9674240973	ivanrakesh2001@gmail.com

### 1.2. The College has following

The campus plot is.	Unitary
Building Plan approval from the competent authority.	Town Municipality order no: TLN-11551-2016-17 dated 08.06.2016
Building Use/ Occupancy Certificate from the competent authority.	approved by Town Planning Member, Urban Development Dept Shimoga order no: Permit No.KV(3)



Signatures of the Assessors




Date



Signatures of Dean/Principal

**1.2 Dean/Principal:**

Dr. S M Katti, M.D, with 23 years of teaching experience – 14 yrs of professor & 5 yrs of experience of Asso Prof and 4 yrs of experience of Asst and 15yrs of experience of Lecturer He is also holding the post of Professor in the Department of Community Medicine.

Dean Office is located in First floor of the college/building along with the administrative block. Adequate space (as per MSR guidelines by MCI) and other required facilities (as given in the table below) are provided to the administrative staff.


Office Space Requirement	Requirement Space (mts)	Available
Dean/Principal Office	36	60.sq.m
Staff Room	54	69.sq.m
College Council Room	80	200sq.m

**1.3 Medical Education Unit (MEU):**

Available as per Regulations	:	Yes			
Officer In Charge		Dr.S.M.Katti			
Name of the MEU coordinator	:	Dr.Vinayak G			
Name, Designation & Experience of affiliated faculty	:				
	Sl No	Name	Designation	Experience	



Signatures of the Assessors




Date




Signatures of Dean/Principal

	1	Prof.(Dr.) Siddalingappa C M	Professor, Pharmacology	18 years	
	2	Prof(Dr.) Amruth Kishan K U	HOD Microbiology	10 years	
	3	Prof.(Dr.) Suresh B P	HOD, General Surgery	13 years	
	4	Dr. Vikram S Kumar	Associate Prof Pediatics	7 Years	
	5	Dr. Vaibhav Nayak	Associate Prof Pathology	7 Years	
	6	Dr.Sridevi V	Associate Prof Biochemistry	6 Years	
	7	Dr.Manjunath T H	Associate Prof FMT	6 Years	
Name of the MCI Regional ( Nodal) Centre where above training has been undertaken				:	List Enclosed – Annexure - III
Details of the Orientation programme and Basic Course Workshop undergone by MEU(No. of programmes organized during Academic year, No. of People attended, proceedings (to be verified at the time of assessment)				:	List Enclosed – Annexure - III
Date/s of the above workshops				:	List Enclosed – Annexure -III
Details & Duration of Workshops in Medical Education Technology conducted by MEU				:	List Enclosed – Annexure -III



Signatures of the Assessors




Date



Signatures of Dean Principal



Details of faculty who have undergone basic course workshop in <i>Medical Education Technology</i> at the allocated MCI Regional Centre	:	List Enclosed – Annexure -III
Details of faculty who have undergone advanced course workshop in <i>Medical Education Technology</i> at the allocated MCI Regional Centre		List Enclosed – Annexure -III
Feedback evaluation of workshops and action taken reports on the basis of feedback obtained	:	List Enclosed – Annexure -III

### 1.5 Continuing Medical Education :

No and Details of CMEs/workshop organized by the college held in the past 1 year	:	List Enclosed – Annexure -IV
Details of the credit hours awarded for the past one year		8 hours

### 1.6 College Council :

Name, designation, contact no. and address of the President & Secretary.	:	<b>President</b> : Dr. S M Katti – Principal Subbaiah Institute of Medical Sciences, NH-13 Purle, Shimoga 577222, Karnataka 9448597877 <b>Secretary</b> : Dr.Veerappa K Subbaiah Institute of Medical Sciences, NH-13 Purle, Shimoga 577222, Karnataka. 9825683556
Composition of the Council (HODs as members & Principal / Dean as chairperson)		Chairman – Principal, Members – Medical Superintendent HOD – Anatomy, Physiology, Biochemistry, Pathology, Microbiology, Pharmacology, Community Medicine, Forensic



Signatures of the Assessors




Date



Signatures of Dean/Principal

	Medicine, General medicine, Surgery, OB&G, Orthopaedics & Nursing Superintendent as per Annexure-III
No. of times the College Council meets per year (min 4) :	4 times/Year
Details of college Council meetings where students Welfare was discussed and Action taken report (details / comments in annexure II)	Enclosed as per annexure II


1.7 **Pharmacovigilance Committee:** Present  
 No of meeting in the previous yrs. Nine (9) (Minutes to be checked) annexure - 7


1.8 **Examination Hall:**

Requirement	Available
No - 1/2/3 Area - 250 Sq. mt. Capacity - 250	1 & 2 350 Sq mt 250 ( Flat Type)

  
 Signatures of the Assessors

*Remondel*

  
 Date

  
 Signatures of Dean/Principal

## 1.9 Lecture Theatres:

	Medical college		Hospital		Comments
	Req	Available	Req	Available	
Number	3	4	1	1	
Capacity	180	180	200	300	
Type (Gallery)	Yes		Yes		
A.V. Aids	Yes		Yes		

Signatures of the Assessors

Date

Signatures of Dean/Principal

**1.10 Library**

Air-conditioned – Yes (Internal Reading Room)

Working Hours: 9.00 am to 12.00 pm (2 Shift)

- a. Stack room : Available
- b. Reading room : Available


	Required	Available	Remarks
Area	2400 Sq.m.	3400 Sq.m.	
Student Reading Room (Inside)	150 Capacity	150 Capacity	
Student Reading Room (Outside)	150 Capacity	150 Capacity	
Staff Reading Room	30 Persons	35 Persons	
Room for Resident/PG reading room			
Particulars	Required Nos.	Available Nos.	Remarks
No of Books	11000	11117	
Journals (Indian)	70	72	
Journals (Foreign)	30	33	
Internet Nodes	40	40	

**1.11 Common Room for Boys & Girls - Both are available but in different floor**

	Area Required Sq. Mt.	Available Area Sq. Mt.	Toilet - Attached Y/N
Boys	150	200	Yes
Girls	150	200	Yes



Signatures of the Assessors




Date




Signatures of Dean/Principal


1.12 Central Photography Section: Available Yes  
 Staff Yes  
 Equipment's Yes


1.13 Hostel: Location – Within campus

Hostel Category	Required Capacity	Available Capacity (No Rooms X capacity of each room = Total capacity)	Furnished (Y/N)	Toilet Facility Adequate/ Inadequate	Mess (Y/N)	Hygiene of Hostel campus Y/N	Visitor room, AC Study room with internet & Computer, Recreation room with TV, Music, Indoor Games Y/N	Remarks
UG Students @ 75% Capacity	2 (1 for Boys & 1 for Girls)	Girls 85 x 3=255 30 x 2= 60 Boys 90 x 3= 270 30 x 2 = 60 Total 655	Yes	Adequate	Yes	Yes	Yes	
Interns @ 100% Capacity	150	Girls 40 X 2 = 80 boys 40 X 2 = 80	Yes	Adequate	Yes	Yes	Yes	
Resident @ 100% Capacity including PG	2	Male -24 x 3 =72 Female -5X3=15	Yes	Adequate	Yes	Yes	Yes	
Nurses @ 20% Capacity	1	84 (28X3=84)	Yes	Adequate	Yes	Yes	Yes	

  
 Signatures of the Assessors

*Remonhe*

  
 Date

  
 Signatures of Dean Principal

**Residential Quarters:**

Category	Required Nos.	Available Nos.	Remarks
Teaching Staff @ 20% Capacity	26	32	
Non-Teaching Staff @ 20% Capacity	36	36	

**1:14 Recreational Facilities:**

Outdoor games		Yes
Play field/s		Available
Type of games		Cricket, Volley Ball, Throw Ball, Tennikoit, Badminton, Football
Indoor games facilities		Yes
Gymnasium		Available - IN COLLEGE BUILDING

**1.15 Gender Harassment Committee -:** Yes (Documents to be seen at the time of assessment)



Signatures of the Assessors




Date



Signatures of Dean/Principal

**TEACHING HOSPITAL**

2.1 Name of the Hospital: SUBBAIAH MEDICAL COLLEGE HOSPITAL, SHIMOGA, KARNATAKA


Owned by: Trust


2.2 Name of the Medical Superintendent: Dr.Veerappa K , MS , with 27 years administrative experience.


	Space Requirement	Availability
Medical Supdt's Office	36 sq. mt.	40 Sq.Mtrs
Administrative Office	150 sq. mt	170 Sq.Mtrs


2.3 **Teaching and other facilities :**

OPD Timings	:	09.00 A.M. to 04.00P.M.
Separate Registration areas for male/female patients available	:	Yes
Separate Registration counters for OPD/IPD	:	Available
Are the Registration counters computerized	:	Yes

  
Signatures of the Assessors



  
Date 16/8/12


  
Signatures of Dean/Principal


Staff for registration center	:	Adequate
Waiting areas for above patients available	:	Yes
No. of rooms for examination of patients available	:	Yes
Capacity of teaching area in each department	:	Yes
Enquiry Desk	:	Yes

#### 2.4 Facilities available in OPD

<b>-Medicine</b> Injection room - Male - Female	Yes Yes	E.C.G. Room	Yes
<b>Surgery</b> Dressing room - - Male - Female	Yes Yes	Minor OT	Yes
<b>Orthopaedics</b> Plaster room Dressing room - - Male - Female	Yes Yes Yes	Plaster cutting room	Yes
<b>Ophthalmology</b>	Refraction Rooms Dark Rooms Dressing Rooms / Minor Procedure Room		Yes Yes Yes

  
Signatures of the Assessors



  
Date  
18/5/12

  
Signatures of Dean/Principal



<b>ENT</b>	Audiometry (AC & Sound proof) Speech Therapy	Yes Yes
<b>Pediatrics</b>	Child Welfare Clinic Immunisation Clinic Child Rehabilitation Clinic	Yes Yes Yes
<b>OBS &amp; GYN</b>	Antenatal Clinic Sterility Clinic Family Welfare Clinic Cancer Detection Clinic	Yes Yes Yes Yes

**Comments : Immunisation to be done daily**

**2.5 Total Number Of Teaching Beds & Admitted Patients - Distance between two beds should be 1.5 m.**

**Teaching Hospitals in Campus with Total Beds - 650**


**Teaching Hospitals in Outside the Campus ( \_\_\_\_\_ Kms. from the campus ) with Total Beds \_\_\_\_\_. (Not Applicable)**

Department	Ward Nos.	Beds Required	Total Beds Available	Total Admitted Patients	Facilities Available in Each Ward						Remarks
					Nursing Station Y/N	Exam/Treat Room Y/N	Pantry Y/N	Store Room Y/N	Duty Room Y/N	Demo Room (25 Capacity) Y/N	
Gen. Medicine	1	150	150	126	Y	Y	Y	Y	Y	Yes – 25 Capacity	
	2										
	3										
	4										
	5										
Pediatrics	1	90	90	84	Y	Y	Y	Y	Y	Yes – 25 Capacity	
	2										
	3										
TB & Respiratory Medicine	1	20	20	16	Y	Y	Y	Y	Y	Yes – 25	


  
Signatures of the Assessors

*Reminded*


  
Date 10/8/17


  
Signatures of Dean/Principal

Department	Ward Nos.	Beds Required	Total Beds Available	Total Admitted Patients	Facilities Available in Each Ward						Remarks
					Nursing Station Y/N	Exam/Treat Room Y/N	Pantry Y/N	Store Room Y/N	Duty Room Y/N	Demo Room (25 Capacity) Y/N	
										Capacity	
Psychiatry	1	15	15	15	Y	Y	Y	Y	Y	Yes – 25 Capacity	
Dermatology	1	15	15	13	Y	Y	Y	Y	Y	Yes – 25 Capacity	
Gen. Surgery	1 2 3 4 5	150	150	135	Y	Y	Y	Y	Y	Yes – 25 Capacity	
Orthopedics	1 2 3	90	90	67	Y	Y	Y	Y	Y	Yes – 25 Capacity	
Ophthalmology	1	15	15	14	Y	Y	Y	Y	Y	Yes – 25 Capacity	
ENT	1	15	15	15	Y	Y	Y	Y	Y	Yes – 25 Capacity	
OB & GYN	F1 F2 F3	90	90	82	Y	Y	Y	Y	Y	Yes – 25 Capacity	
Total	24	650	650	567							

  
Signatures of the Assessors

*Reminded*

  
Date

  
Signatures of Dean/Principal


**2.6 Clinical material (\*Random verification to be done by the Assessor).**

Assessor should randomly verify the monthly data and fill accordingly in the daily average columns, specifying the months

Item	On Day of assessment		Remarks
O.P.D. attendance at 2.00 PM On first day	1307		
Casualty attendance (24 hrs. data)	47		
No of admissions	142		
No. of discharges	99		
Bed occupancy% at 10.00AM on first day	87.2		
<b><u>Operative Work</u></b>			
No, of major surgical operations	19		
No. of minor surgical operations	53		
No. of normal deliveries	2		
No. of caesarian sections	3		
<b><u>Radiological Investigations</u></b>	<b>O.P. D</b>	<b>I.P.D</b>	
X-ray	118	67	
Ultrasonography	72	45	
Barium, IVP etc.	9	0	
C.T. Scan	2	0	



Signatures of the Assessors





Date





Signatures of Dean/Principal

Item	Day of assessment		Remarks
	O.P. D	I.P.D	
<b>Laboratory Investigations - No. of Tests</b>			
Biochemistry	1253	477	
Microbiology	124	70	
Serology	119	84	
Hematology	1505	413	
Histopathology	9	7	
Cytopathology	17	5	

  
Signatures of the Assessors

*Remonda*

  
Date  
18/3/17

  
Signatures of Dean/Principal

**2.7 Medical Record Section:**

Computerized - Computerized.

ICD X classification of diseases followed for indexing : YES


**2.8 Central casualty services :****No of Beds: Required 25 Available 25**

- Number of doctors posted / Shift : 04 (One in each shift / 03 shifts on Rotation) CMO - Required 04 Available 04
- Number of nurses posted / Shift: 10 (Three in each shift / 03 shifts on Rotation)
- Separate casualty for OBG cases: **available, if yes No. of beds 05**


Equipment	Availability Y/N	Number
Central Oxygen & suction facility	Available	55
Pulse oximeter	Available	30
Ambu bag	Available	5
Disaster trolley	Available	4
Crash Cart	Available	4
Emergency Drug Tray	Available	4
Defibrillator	Available	4
Ventilator	Available	5



Signatures of the Assessors




Date 10/3/12



Signatures of Dean/Principal

Equipment	Availability Y/N	Number
X-ray Unit - (Mobile)	Available	2
Minor OT	Available	1

Comments:

## 2.9 Clinical Laboratories

- (a) **Central Clinical Laboratory:** Under control of department of: Pathology with administrative control of Medical Superintendent


Separate sections for pathology, microbiology, hematology & biochemistry: **available.**

## 2.10 Operation theatres

Type	Requirement	Available	Remarks
Major	9	10	
Minor	2	2	



Signatures of the Assessors




Date



Signatures of Dean/Principal


## 2.11 Equipment available in O. T. Block (Specify numbers)

<u>Dept</u>	<u>Theatres Nos.</u>	<u>A/C Y/N</u>	<u>Central Oxy/ Nitrous Oxide Y/N</u>	<u>Anesthesia Machine Y/N</u>	<u>Multipara Monitor with Capnograph Y/N</u>	<u>Defibrillators Y/N</u>	<u>Infusion Pumps Y/N</u>	<u>Remarks</u>
Gen Surgery	1, 2 & 3	Yes	Yes	Yes	Yes	Yes	Yes	
ENT	1	Yes	Yes	Yes	Yes	Yes	Yes	
Ophthal	1	Yes	Yes	Yes	Yes	Yes	Yes	
Ortho	1	Yes	Yes	Yes	Yes	Yes	Yes	
OBS & GYN	1,2	Yes	Yes	Yes	Yes	Yes	Yes	
Emergency	1	Yes	Yes	Yes	Yes	Yes	Yes	
Septic	1	Yes	Yes	Yes	Yes	Yes	Yes	

Pre-Anaesthetic/Pre-operative Beds : Available 10 Post Operative Recovery room beds : Available 10



Signatures of the Assessors




Date



Signatures of Dean/Principal


**2.12 Intensive Care:** Following intensive areas are available –

Type	Beds (Required)	Beds (Available)	Patients on day of assessment	AC Y/N	Central Oxygen/Suction Y/N	Major Equipment (Monitor, Ventilator, ABG, Pulse Oximeter etc.) Y/N	Remarks if any
ICCU	5	5	4	Y	Y	Multi para Monitor, Ventilator, Pulse Oximeter Defibrillator, Infusion pump	One ventilator stand by
ICU	5	5	5	Y	Y	Monitor, Ventilator, ABG machine, Pulse Oximeter	
SICU	5	5	4	Y	Y	Monitor, ABG machine, Pulse Oximeter	
NICU/PICU	5	5	4	Y	Y	Resucitator, Warmer, Phototherapy, ABG machine, Pulse Oximeter, Infusion Pumps	

**2.13 Labour Room**

Rooms	Beds	Remarks
Clean Cases	6	
Septic Cases	2	
Eclampsia	2	

  
Signatures of the Assessors



  
Date 10/3/12

  
Signatures of Dean/Principal




## 2.14 Radiological Facilities:

Equipment	Required no.	Available no.	AERB Approval Y/N	Functional Status at the time of assessment Y/N	Remarks if any
Mobile X Ray 60 mA 100 mA	<u>3</u> <u>3</u>	<u>3</u> <u>3</u>	Approved Approved	Functional Functional	
Static X Ray 300 mA 600mA 800/1000 mA	<u>2</u> <u>2</u> <u>2</u>	<u>2</u> <u>2</u> <u>2</u>	Approved Approved Approved	Functional Functional Functional	
CT Spiral Minimum 16 slice	<u>1</u>	<u>1</u>	Approved	Functional	

Equipment	Required no.	Available no.	PNDT Approval Y/N	Functional Status at the time of assessment Y/N	Remarks if any
USG	<u>3</u>	<u>4</u>	<u>YES</u>	Functional	



Signatures of the Assessors




Date



Signatures of Dean/Principal

**2.15 Blood Bank:**

Available and functional: **Yes**

Number of units dispensed in a day 08-10

Number of units stored on day of assessment -341

License valid up to: 05.05.2017 LICENCE NUMBER AND COPY TO BE APPENDED AS ANNEXURE-VII)

-KTK/28C/247/2012 -(Enclosed in Annexure)


Blood Separation Facility – Available

**2.16 Pharmacy :** Pharmacist/Staff available: List to be included(Paramedical staff)

Mr.Shyam Prasad	Pharmacist
Mr.Gangadhar	Pharmacist
Mr.Nataraj	Pharmacist
Mr.Jayadev	Pharmacist
Mr.Govind Raj	Pharmacist
Ms.Chaitra	Pharma aid
Ms.Manjula	Pharma aid
Ms.Sushma	Pharma aid
Ms.Anita	Pharma aid
Ms.Nagaveni	Pharma aid
Mr.Deelip	Pharma aid
Ms.Sangeetha	Pharma aid

- No. of sub-stores located in different parts of hospital : **Three**
- Average no. of patients per day given drugs: **1307** outdoor & **567** indoor.

  
Signatures of the Assessors



  
Date 10/3/17

  
Signatures of Dean/Principal

**2.17 Central sterilization Department :**

- Timings 24 & Shifts: 3
- Equipment: Horizontal autoclaves 3 / Vertical autoclaves 1 bowl sterilizer 1& instrument washing machine & disinfecting ETO Sterilizers: 1 No.
- Separate receiving and distribution points - Yes

**2.18 Intercom: Available : yes**

No. of incoming lines 8 No. of extension lines: 272

**2.19 Central laundry/Alternative Arrangements:**

In House/Outsourced: In House

Type of Laundry: Mechanized

**2.20 Kitchen/ Alternative Arrangements**


- In-House/Outsourced : **In-House**
- Food free of charge: **yes** Number of patients 500
- Provision of special diet: **yes**
- Services of a nutritionist/dietician: **available**

**2.21 Total no. of Canteens: 2 (For staff 1 For students 1)****2.22 Arrangements for Biomedical Waste Management.-**

- Outsourced/in-house : (if outsourced, append MOU) (If in-house, please specify details of facilities available)  
Outsourced : Agreement with Sushruta Bio-Medical Waste Management Society



Signatures of the Assessors




Date 10/3/17



Signatures of Dean/Principal


**2.23 Central Research Lab:**

- Available – Yes/No
- Facilities – Adequate/Not Adequate
- Research Projects:
  - Completed Nos 05
  - Ongoing Nos 06

**2.24 Nursing and Paramedical staff :**


<b>Nursing staff:</b>	<b>No of Beds _____</b>	
Category	Required Nos.	Available Nos.
Staff Nurses	309	312
Sister Incharge	45	45
ANS	12	12
DNS	5	5
Nursing Suptd	1	1
<b>Total</b>	<b>372</b>	<b>375</b>

<b>Paramedical And Non teaching staff</b>	Required Nos.	Available Nos.
	182	218

  
Signatures of the Assessors



  
Date 10/3/22

  
Signatures of Dean/Principal

## MEDICAL COLLEGE

### 3.1 College Website:

Sr. No.	Details of information	Yes/No
1.	Dean, Principal & M.S.	YES
2.	Staff-Teaching	YES
3.	Affiliated university and its VC & Registrar.	YES
4.	Citizen Charter	YES
5.	List of students admitted category wise (UG & PG) in current and previous year.	YES
6.	Results of all examinations in previous year.	YES
7.	Details of members of the Anti Ragging Committee Members with contact details including landline Ph. mobile, email etc..	YES
8.	Details of members of the Gender Harassment Committee Members with contact details including landline Ph. mobile, email etc..	YES
9.	Toll free number to report ragging.	YES

### 3.2 Teaching Programme:


Didactic teaching	Yes
Demonstration	Yes
Integrated teaching (Horizontal/Vertical teaching)	Yes
Clinical posting	Yes



Signatures of the Assessors



  
 Date 10/3/12

  
 Signatures of Dean/Principal

Clinical Pathological Conference	Yes
Grand Rounds	Yes
Statistical Meeting	Yes
Seminars	Yes


**Teaching Facilities:****3.3 Anatomy**

Required	Available	Required	Available
Demonstration Room/s • No 2 • Capacity - 75 to 100 students	2 90	AV Aids:	Available
• Number of practical laboratory/ies – 1 • Number of Lab seats 90 • Number of microscopes 90 • Dissection Microscopes 5	1 90 90 5	Museum: 35 seating capacity • Mounted specimens • Models – Wet & Dry • Bone Sets – Articulated-7 & Disarticulated- 30 • MRI & CT	Available 150 315 7 150 25
Number of dissection tables - _____ (Half Standard Size)	Big 20 Small 5	Number of cadavers - ____	15
Cold store / cooling chambers – ___ Bodies	4	Storage tank - ____	4
Embalming room –	1	Band saw	1
Lockers - _____	150	Departmental Library- (80-100 Books.)	87

Adequate exhaust, light, water supply and drainage facilities - Available.




Signatures of the Assessors




Date

10/3/12



Signatures of Dean/Principal

## 3.4 Physiology


Required	Available	Required	Available
Demonstration Room/s • No – 2 • Capacity - 75	2 90	AV Aids:	Available
Mammalian laboratory - 1	1	Haematology laboratory	1
Departmental Library - 80-100 Books	80	Clinical Physiology	1
Preparation rooms -	1	Departmental Library- (80-100 Books.)	80

## 3.5 Biochemistry

Required	Available	Required	Available
Demonstration Room/s • No 2 • Capacity - 75	2 90	AV Aids:	Available
Number of practical laboratory/ies –	1	Library / Seminar rooms - 80-100 Books	80
Number of Lab seats -	90		



Signatures of the Assessors




Date



Signatures of Dean Principal

## 3.6 Pathology


Required	Available	Required	Available
Demonstration Room/s • No – 2 • Capacity – 75-100	2 90	AV Aids:	Available
Practical labs - • Morbid Anatomy/Histopath./ Cytology – _____ Microscopes • Clinical Pathology/Hematology – _____ Microscopes	1 1	Museum: 90 sqmtr Seating Capacity 40 students Specimens: • Mounted • Unmounted • Catalogues	40 280 309 40
Departmental library - 80-100 Books	85		

## 3.7 Microbiology

Required	Available	Required	Available
Demonstration Room/s • No – 2 • Capacity – 75-100 students	2 90	AV Aids:	Available
Number of practical laboratory/ies – 1 Number of Lab seats - 90 Number of microscopes/laboratory - 90	1 90 90	Media preparation facility Autoclaving, Washing and drawing room	Available
Number of service laboratories - 7 Departmental library - 80-100 Books,	7 80	Museum: Specimen, Charts, Models & Catalogue seating capacity- 40	Available



Signatures of the Assessors




Date




Signatures of Dean/Principal



3.8 Pharmacology

Required	Available	Required	Available
Demonstration Room/s • No – 2 • Capacity – 75-100 students	2 90	AV Aids:	Available
Experimental Pharmacology	1	Museum: 40 seating capacity • Specimens • Charts • Models • History of Medicine • Catalogues	Available 201 19 05 19 22
Clinical pharmacology/pharmacy	1		
Departmental Library - 80-100 Books	80		



Signatures of the Assessors

Date


Signatures of Dean/Principal

3.9 Forensic Medicine

Required	Available	Required	Available
Demonstration Room/s • No – _____ • Capacity - _____ students	2 90	AV Aids:	Available
Forensic histopathology, Serology, Anthropology & Toxicology - for examination of specimen ,tests	Available  Forensic histopathology is shared with pathology  Serology Is shared with Microbiology	Museum : • Medico-Legal Specimens • Charts • Prototype fire arms • Slides • Poisons • Photographs • Catalogues	50 145 15 55 120 159 20
Autopsy room - Location - In/Near hospital in a separate structure.	Available		
Cold storage -	Available		
Departmental library - 80-100 Books	80		



Signatures of the Assessors





Date



Signatures of Dean/Principal

**3.10 Community Medicine**

Required	Available	Required	Available
Demonstration Room/s • No – 2 • Capacity – 75-100 students	2 90	AV Aids:	Available
Museum: • Charts • Models • Specimens • Catalogues	90 25 104 20	Practical lab	1
Departmental Library - 80-100 Books	80		



Signatures of the Assessors

*Recommended*

*C. Gardner*  
10/9/17

Date

Signatures of Dean/Principal


### 3.11 Health Centers (Department of Community Medicine)

RHTC: Harmghatta (place) 16 (Distance from the college)

Population covered by the RHTC	16000
It is affiliated to College Yes/No	Yes
Students and interns posted in batches of _____ throughout the year	Yes, Interns - NA
Separate blocks for accommodating boys in _____ rooms having _____ beds. Girls _____ rooms having _____ beds.	Available
Facilities for cooking & dining - Yes/No	Available
Daily OPD	50
Specialist visits if any	YES
Cold chain equipment available	Available
Survey/MCH/Immunization/FP registers	Yes / Immunization/FP registers maintained
Activities under the National Health Programmes	Yes



Signatures of the Assessors




Date



Signatures of Dean Principal


**3.12 Details of U.H.T.C.: Tunga Nagar Place 08 kms Distance from college**

Population covered by the UHC	23000
It is affiliated to College Yes/No	Head of the Department – Community Medicine & Principal Subbaiah Institute of Medical Sciences
Students and interns posted in batches of	YES
Daily OPD	OPD 50 IP 2
Survey/MCH/Immunization/FP registers	ANC checkup Immunization programme Lab TL once a month, Sneha Clinic and Management of TB patients are done
Specialist visits if any	Yes
Deficiency if any	Nil


**3.13 CONDUCT OF III MBBS EXAMINATION** *(only for recognition under 11(2)) - Annexure*

- University which conducts Examination: Rajiv Gandhi University of Health Sciences, Bangalore, Karnataka
- No. of Candidates appeared in Examination: 40
- The III MBBS examination (Part-II) was conducted satisfactorily: **yes**
- Centre for written/practical examination: Subbaiah Institute of Medical Sciences, Shimoga, Karnataka
- Was the standard sufficient for MBBS Examination as required by Regulations of the Medical Council of India -**YES**

  
Signatures of the Assessors





  
Date

  
Signatures of Dean/Principal


**Medical College-Staff Strength:**  
**Name of College:**  
**Number of students - PG Courses (Yes/No)**  
**Calculation Sheet (Date: \_\_\_\_\_)**

Department	Designation	Requirement as per MSR (UG)	Additional faculty required for running PG courses (if any)	Total (UG + PG)	Accepted	Deficiency
Anatomy	Professor	1	NIL	1	2	
	Assoc. Prof.	1	NIL	1	1	
	Asstt.Prof.	2	NIL	2	4	
	Tutor	3	NIL	3	1	
Physiology	Professor	1	NIL	1	1	
	Assoc. Prof.	1	NIL	1	3	
	Asstt.Prof.	2	NIL	2	3	
	Tutor	3	NIL	3	1	
Biochemistry	Professor	1	NIL	1	1	
	Assoc. Prof.	1	NIL	1	1	
	Asstt.Prof.	2	NIL	2	2	

  
 Signatures of the Assessors




  
 Date 10/3/17

  
 Signatures of Dean/Principal

Department	Designation	Requirement as per MSR (UG)	Additional faculty required for running PG courses (if any)	Total (UG + PG)	Accepted	Deficiency
	Tutor	4	NIL	4	4	
Pharmacology	Professor	1	NIL	1	2	
	Assoc. Prof.	1	NIL	1	1	
	Asstt.Prof.	2	NIL	2	1	
	Tutor	3	NIL	3	3	
Pathology	Professor	1	NIL	1	1	
	Assoc. Prof.	3	NIL	3	3	
	Asstt.Prof.	3	NIL	3	4	
	Tutor	5	NIL	5	5	
Microbiology	Professor	1	NIL	1	1	
	Assoc. Prof.	1	NIL	1	1	
	Asstt.Prof.	2	NIL	2	3	
	Tutor	4	NIL	4	3	
Forensic Medicine	Professor	1	NIL	1	1	
	Assoc. Prof.	1	NIL	1	1	
	Asstt.Prof.	1	NIL	1	1	

  
Signatures of the Assessors




  
Date  
10/3/17


  
Signatures of Dean/Principal

Department	Designation	Requirement as per MSR (UG)	Additional faculty required for running PG courses (if any)	Total (UG + PG)	Accepted	Deficiency
	Tutor	3	NIL	3	3	
Community Medicine	Professor	1	NIL	1	2	
	Assoc. Prof.	2	NIL	2	2	
	Asstt.Prof.	3	NIL	3	3	
	Epidemio-Logist-Cum-Asstt.Prof.	1	NIL	1		
	Statistician-Cum-Tutor	1	NIL	1	1	
	Tutor	4	NIL	4	4	
General Medicine	Professor	1	NIL	1	3	
	Assoc. Prof.	4	NIL	4	2	
	Asstt.Prof.	5	NIL	5	5	
	Sr. Resident	5	NIL	5	5	
	Jr. Resident	10	NIL	10	10	
Paediatrics	Professor	1	NIL	1	1	
	Assoc. Prof.	2	NIL	2	2	
	Asstt.Prof.	3	NIL	3	4	
	Sr. Resident	3	NIL	3	3	

  
Signatures of the Assessors



  
Date 16/3/17


  
Signatures of Dean/Principal




Department	Designation	Requirement as per MSR (UG)	Additional faculty required for running PG courses (if any)	Total (UG + PG)	Accepted	Deficiency
	Jr. Resident	6	NIL	6	7	
Tuberculosis & Respiratory Diseases	Professor	1	NIL	1	0	Prof.1
	Assoc. Prof.	0	NIL	0	0	
	Asstt.Prof.	1	NIL	1	1	
	Sr. Resident	1	NIL	1	1	
	Jr. Resident	2	NIL	2	2	
Dermatology, Venereology & Leprosy	Professor	0	NIL	0	1	
	Assoc. Prof.	1	NIL	1	0	
	Asstt.Prof.	1	NIL	1	2	
	Sr. Resident	1	NIL	1	1	
	Jr. Resident	2	NIL	2	2	
Psychiatry	Professor	0	NIL	0	0	
	Assoc. Prof.	1	NIL	1	1	
	Asstt.Prof.	1	NIL	1	2	
	Sr. Resident	1	NIL	1	1	
	Jr. Resident	2	NIL	2	2	



Signatures of the Assessors





Date 10/3/12





Signatures of Dean Principal

Department	Designation	Requirement as per MSR (UG)	Additional faculty required for running PG courses (if any)	Total (UG + PG)	Accepted	Deficiency
General Surgery	Professor	1	NIL	1	2	
	Assoc. Prof.	4	NIL	4	3	
	Asstt.Prof.	5	NIL	5	7	
	Sr. Resident	5	NIL	5	8	
	Jr. Resident	10	NIL	10	10	
Orthopaedics	Professor	1	NIL	1	2	
	Assoc. Prof.	2	NIL	2	2	
	Asstt.Prof.	3	NIL	3	4	
	Sr. Resident	3	NIL	3	4	
	Jr. Resident	6	NIL	6	6	
Oto-Rhino-Laryngology	Professor	1	NIL	1	1	
	Assoc. Prof.	1	NIL	1	2	
	Asstt.Prof.	1	NIL	1	1	
	Sr. Resident	1	NIL	1	1	
	Jr. Resident	2	NIL	2	2	
Ophthalmology	Professor	1	NIL	1	1	

  
Signatures of the Assessors




  
Date 10/3/17

  
Signatures of Dean/Principal

Department	Designation	Requirement as per MSR (UG)	Additional faculty required for running PG courses (if any)	Total (UG + PG)	Accepted	Deficiency
	Assoc. Prof.	1	NIL	1	1	
	Asstt.Prof.	1	NIL	1	1	
	Sr. Resident	1	NIL	1	1	
	Jr. Resident	2	NIL	2	2	
Obstetrics & Gynaecology	Professor	1	NIL	1	2	
	Assoc. Prof.	2	NIL	2	1	
	Asstt.Prof.	3	NIL	3	7	
	Sr. Resident	3	NIL	3	4	
	Jr. Resident	6	NIL	6	6	
Anaesthesiology	Professor	1	NIL	1	2	
	Assoc. Prof.	3	NIL	3	3	
	Asstt.Prof.	5	NIL	5	5	
	Sr. Resident	3	NIL	3	3	
	Jr. Resident	6	NIL	6	6	
Radio-Diagnosis	Professor	1	NIL	1	1	
	Assoc. Prof.	1	NIL	1	2	



Signatures of the Assessors




Date

10/3/17



Signatures of Dean/Principal

Department	Designation	Requirement as per MSR (UG)	Additional faculty required for running PG courses (if any)	Total (UG + PG)	Accepted	Deficiency
	Asstt.Prof.	1	NIL	1	2	
	Sr. Resident	3	NIL	3	3	
Dentistry	Professor	1	NIL	1	1	Dental college available in same campus of same management
	Assoc. Prof.	1	NIL	1	1	
	Asstt.Prof.	1	NIL	1	1	
	Tutor/JR	1	NIL	1	1	

**Notes:****For purpose of working out the deficiency:**

(1) The deficiency of teaching faculty and Resident Doctors shall be counted separately.

**(A) For Teaching Faculty:**


(a) For calculating the deficiency of faculty, Prof., Assoc Prof., Asst. Prof & Tutor in respective departments shall be counted together.

(b) Any excess teaching faculty in higher cadre can compensate the deficiency of lower cadre of the same department only.


(c) Any excess teaching faculty of lower cadre/ category in any department cannot compensate the deficiency of any teaching faculty in the higher cadre/category of the same department or any other department. e.g. excess of Assistant Professor cannot compensate the deficiency of Associate Professor or Professor.

(d) Excess/Extra teaching faculty of any department cannot compensate the deficiency of any teaching faculty in any other department.

  
Signatures of the Assessors



  
Date 10/3/12

  
Signatures of Dean/Principal

<b>(B) For Resident Doctors:</b>
(a) Excess of SR can be compensated to the deficiency of JR of the same department only.
(b) Excess SR/JR of any department cannot compensate the deficiency of SR/JR in any other department.
(c) Any excess of JR cannot compensate the deficiency of SR in same or any other department.
(d) Any excess/ extra teaching faculty of same or any other department cannot compensate the deficiency of SR/JR. e.g. excess of Assistant Professor cannot compensate the deficiency of SR or JR.
(2) A separate department of Dentistry/Dental faculty is not required where a dental college is available in same campus/city and run by the same management.
(3) Colleges running PG program require additional staff, beds & other requirements as per the PG Regulations – 2000.


**3.15 Details of Faculty/Residents not counted/accepted.**

**(Only faculty/residents who signed attendance sheet before 11:00 am on the first day of assessment should be verified. (In case of Junior Residents/Senior Residents on night duty, 12:00 noon.) No verification of Declaration forms should be done for the faculty/residents coming after 11:00 am of the first day of assessment)**

Sr. No	Name	Designation	Department	Remarks/Reasons for Not Considering
				NIL
				NIL



Signatures of the Assessors




Date



Signatures of Dean/Principal

- 3.16**            **1) Deficiency of Teaching Faculty:0.76% ( 1 out of 132)**  
**2) Deficiency of Resident doctors: 0%( Nil out of 85)**



### Summary of Assessment

1. SUBBAIAH INSTITUTE OF MEDICAL SCIENCES, NH-13 , PURLE, SHIMOGA, KARNATAKA), is run by Trust
2. The college has got LOP from GOI/MCI with intake of 150 seats for last academic year 2016-17.
3. Type of assessment: U/S 11- Recognition - Regular  
No. of seats: 150
4. PG courses : No
5. Deficiency of the infrastructure of college and hospital If any: Pl. mention category wise;
6. Deficiency of clinical material If any: Pl mention category wise;
7. Deficiency of teaching staff if any:  


Shortage of teaching faculty is 0.76%
8. Deficiency of resident doctors if any:NIL



Signatures of the Assessors

Date 10/3/17



Signatures of Dean Principal


Shortage of resident doctors is 0%

9. Any other Remarks

--Faculty Rooms must be ear marked in Clinical departments.

-- Space of the Boys Hostel in RHTC should be increased.

-- Citizen Charter for type of service should be mentioned with time schedule in Urban and Rural Health centres.



Signatures of the Assessors


Responsible  
Dr. Ramesh M. ...  
10/3/17

10/3/17  
Date

Dr. S. ...  
10/3/17  
Signatures of Dean/Principal







**MEDICAL COUNCIL OF INDIA**

**STANDARD INSPECTION FORM**

**FORM - C**

On the

Final M.B.B.S. Examination of RAJIV GANDHI UNIVERSITY OF HEALTH  
SCIENCES, BANGALORE, KARNATAKA -January 2017

In the subject of




General Medicine

held at

SUBBIAIAH INSTITUTE OF MEDICAL SCIENCES - college

Place NH-13, PURLE, SHIMOGA 577222

- 1. Date of Inspection : 17.01.2017 Assessment to evaluate the process of conduct of examination university for recognition/approval
- 2. Names of Inspectors : Dr.Raveendran M , Professor of Medicine Coimbatore Medical College , Tamil Nadu  
2.Dr.Abhinandan Das, Professor of Paediatrics Fakhruddin Ali Ahmed Medical College,Barpeta, Assam
- 3. Date of last Inspection/Visitation : 18<sup>TH</sup> & 19<sup>TH</sup> FEBRUARY 2016
- 4. Name of last inspectors/Visitors : Dr.Vimala Thomas  
Dr.A K Saxena  
Dr.Asim Das

Defects pointed out in the last inspection/visitation if any	Remarks by the University
<p style="text-align: center;">←</p>	<p style="text-align: center;">←</p> <div style="text-align: right; margin-top: 20px;">   <b>DR. RAVEENDRAN, M.D.,</b>                      Reg. No. 45738,                      Chief Civil Surgeon &amp; A.P.A.                      Professor of Medicine                      Coimbatore Medical College &amp; Hospital                      COIMBATORE - 641 010                 </div> <div style="text-align: center; margin-top: 20px;">                       17/1/17                 </div> <div style="text-align: right; margin-top: 20px;">  </div>



**Remarks by the Inspectors/Visitors regarding**

- a) Nature of the questions. **Satisfactory & Adequate**
- b) Do they cover the whole field of prescribed curriculum **Yes**
- c) What is the standard displayed in the answers. **Good**  
**Theory papers are not available as they are centrally evaluated digitally**
- d) What is the nature of assessment. **Good**
- e) What is the minimum percentage necessary for passing the theory examination : **50% marks**
- f) What percentage of marks obtained at periodical examinations conducted during the course is carried forwarded to the final examination.  
**20% (Internal Assessment)**
- g) Method of assessment of examination conducted **During the course of study to be clearly stated.**  
  
Model examination of theory and Practical conducted in examination pattern
- h) How has it influenced the result at the final examination.  
**Theory II, Prelim (2)**  
**Clinical Posting (4)**  
**Student were examined twice for theory and practical before the university examination, 20% internal assessment marks awarded were added to total marks**

**II. Practical/clinical**

How is the practical examination conducted give details.

**Annexure Attached**

Does the practical cover the different branches of the subject? **Yes**




a) Time allotted for section.

**One long case 45 minutes, one short case 30 minutes**

b) Examiners **Annexure 4**




Annexure III External Examiner

**Dr.Revana Siddappa H G  
Dr.Rajshekarappa**

Internal Examiners

**Dr.Shekarappa K C  
Dr.S G Jayaraj**

	<b>Names &amp; qualification</b>	<b>Designation</b>	<b>Experience as examiner</b>
<b>Internal</b>	1. Dr.Shekarappa K C MBBS MD (Med)	Professor & HOD Dept of General Medicine Subbaiah Institute of Medical Sciences NH-13 Purle Shimoga	Examiner Since 6.5 years
	2.Dr.S G Jayaraj MBBS MD (Med)	Professor Dept of General Medicine S S Institute Medical Sciences, Davangere	Examiner Since 7 years
<b>External</b>	1.Dr.Revana Siddappa H G MBBS MD (Med)	Professor Dept of General Medicine PES Institute of Medical Sciences Chittor	Examiner Since 12 years
	2.Dr.Rajshekarappa MBBS MD (Med)	Professor Dept of General Medicine Mamata Medical College Khammam	Examiner Since 23 years

*Handwritten signatures and initials:*  
  
  


Mode & conduct of practical.

**Is it in batches or otherwise.**

**Yes , 2 batches comprising of 20 & 20 students**

**On each day first half was given a long case of 40 marks by picking of lots and the other half were given short case of 40 marks each. After assessment by the examiners, they were given the next long / short case of different system.**

c) Are there other centers where the Examination is conducted by the same University? **Yes**

If so, where?

Under RGUHS, all the recognized medical colleges affiliated to **Rajiv Gandhi University of Health Sciences, Bangalore, Karnataka**

i) Do the same examiners conduct the examination in other centers too? **No**

ii) If not what steps are taken to ensure uniformity of standard.


**Theory papers are same for all students affiliated to the university as per RGUHS guidelines with standard breakup. All practical examination centers have to adopt RGUHS guidelines to ensure uniformity of standards, as in the curriculum.**

d) Date of Examination

**16/01/2017 and 17/01/2017**

e) Date and time when the examination was inspected. **17.01.2017**

f) Are the invigilation arrangements satisfactory? **YES**



Handwritten signatures and dates: A signature, the date 12/1/17, and another signature with the date 17/1/17.

g) No. of candidates appeared. – **40 students,2 batches – 20 & 20 in each batch Annexure - 5**

h) Number & type of questions (**a copy of the question paper attached**)

i) What is the minimum percentage of required for passing. **50 %**

**Clinical**

1. Date of Examination. **16.01.2017 & 17.01.2017**

2. Date & time when the examination was inspected. **17.01.2017**


3. Are the invigilation arrangements satisfactory? **YES**

4. No. of candidates appeared. **20 students**

5. Long cases **1 long case**

6. Type of cases given (list may be attached) **annexure 6**  
**List of cases with the bed occupancy is attached**

7. Time allotted for study of the case.  
**30 minutes for student observation and recording and 15 minutes for discussion**



8. Nature of Discussion of case by the candidate

**Each student is assured by 2 examiners comprising of one internal and one external**

9. Time of discussion

**Approximately 15 minutes for each case regarding history examination, investigation and management**

10. Was the discussion fair, searching and sufficient practical? **YES**

**Short Cases**

1. Type of cases given (List may be attached).

**One , List of cases with the bed occupancy is attached**

2. How many cases were given to each candidate? **1 case**

3. How long did examination in short cases last for each Candidate?

**15 minutes for examination and 7 minutes for discussion**

4. Standard displayed by the candidates in general in the clinical part of the examination. **GOOD**

5. How was the assessment done? **GOOD**

6. Was it done jointly by more than one Examiner?


**Yes, marks allotted separately by individual examiners and then tabulated together by 2 examiners are internal**

7. How many marks are allotted for clinical examination?

**80 marks (40 marks for long case and 40 marks for short case)**

8. What is the minimum percentage for passing the clinical part? **50%**

  
2/1/12

  
2/1/12



9. Are marks obtained in any other part of the examination added on to that obtained in the clinical examination? **NO**

10. Are marks given for clinical works done in the wards added on to the marks obtained in the clinical examination?  
**YES. Included in internal assessment marks**

11. If so, to what extent? **20%**

12. How has it influenced the result at the final examination?  
**≥35% marks in internal assessment is an eligibility criteria to appear university examination. Record maintained every term and evaluated by the faculty. Ward leaving assessment was done.**

**Each student is posted to the department of Pediatrics for the total duration of 10 weeks. 3 clinical internal assessment is conducted and the best of two internal assessment is considered. Also log books, day to day case discussions, ward leaving exams and assignments were considered.**

(Method of assessment of clinical work in the wards may be clearly stated).

### VIVA-VOICE

1. What did it consist of – **Consisting of 4 stations, 1 ECG, 2. X-ray, 3. Instruments, Spotters & Drugs 4. Charts**

2. How was it conducted?

**4 stations comprising of 4 examiners in each station were set up. Each student was assessed individually in all the sections. 5 marks was allotted for each section. Total marks was tabulated for maximum 20 marks. Each student was uniformly given 3 minutes at each station. Standard set of questionnaires were prepared for each section so as to ensure uniformity.**

3. What was the standard? **GOOD**

*[Handwritten signatures and dates]*  
 12/11/12



4. What was the nature of assessment?  
**Oral assessment was done by panel of examiners at all the stations individually by examiners and tabulated together.**
5. Was it done jointly by more than one examiner?  
**Each student assessed separately by the 4 examiners at 4 different stations, manned by one external and one internal examiner each.**
6. How are the marks obtained in different parts of the examination grouped?  
**5 marks allotted for each stations, total marks of each station given by different examiners are combined and then tabulated**
7. What is the minimum for passing in each and in the grand total?  
**50% in clinical and 50% in viva voce of the maximum marks.**
8. Results for the last three years. **Not applicable**
9. No. of students appeared? **40**
10. No. of students passed? **Not Applicable**  
**Final results will be, however, announced by the university after the theory evaluation, as viva marks are added to theory marks for finalizations of results.**
11. Other remarks if any. **NIL**


**Conclusions :**

Was the examination conducted satisfactorily? **YES**

Observations of the assessors are to be made in assessment report only.

Was the standard sufficient for the M.B.B.S. examination as required by Regulations of the Medical Council of India? **YES**

  
10  


  
Dr.M. RAJESHWARAN, M.D.,  
Reg. No. 43738,  
Chief Civil Surgeon & A.P.A.  
Professor Of Medicine  
Coimbatore Medical College & Hospital  
COIMBATORE - 641 019.

Observations of the assessors are to be made in assessment report only.

The examination inspection was conducted at Subbaiah Institute of Medical Sciences, NH-13, Purle, Shimoga 577 222 under Rajiv Gandhi University of Health Sciences on 17.1.2017. The theory question papers for PEADIATRICS department was as per MCI norms covering the entire subject. The method of practical examination conforms with MCI norms and University norms. The examiners (Bio-data enclosed) both internal & external, were well qualified and were as per MCI norms. The number of cases kept in the examination was adequate and all varieties of cases were kept in the examination in adequate numbers. Over all the standard of examination, conduct of the examination, were satisfactory.

*MW*  
*17/1/17*


DR. M. RAVESHYAM, M.D.,  
Reg. No. 45733,  
Chief Civil Surgeon & A. P. A.  
Professor of Medicine  
Coimbatore Medical College & Hospital  
COIMBATORE - 544 010


# UNIVERSITY NOTIFICATION

Annexure to RGUHS Notification NO.AUTH/88Syn/MBBS/Passcriteria/421/2010-11, Dt: 21/04/2010

## Scheme of Marks Allotment for MBBS Phase III Part II

Subjects	Component	Medical Council of India	Rajiv Gandhi University of Health Sciences, Karnataka		
			Existing	Amended	
Paediatrics	Theory	1X40	1X100	1X100	
	Viva (Oral)	10	20	20	
	Practical / Clinical	30	80	80	
	IA	Theory	10	30	25
		Practical	10	20	25
<b>TOTAL</b>		<b>100</b>	<b>250</b>	<b>250</b>	
General Medicine	Theory	120 (2X60)	200 (2X100)	200 (2X100)	
	Viva (Oral)	20	40	40	
	Practical / Clinical	100	160	160	
	IA	Theory	30	60	50
		Practical	30	40	50
<b>TOTAL</b>		<b>300</b>	<b>500</b>	<b>500</b>	
General Surgery	Theory	120 (2X60)	200 (2X100)	200 (2X100)	
	Viva (Oral)	20	40	40	
	Practical / Clinical	100	160	160	
	IA	Theory	30	60	50
		Practical	30	40	50
<b>TOTAL</b>		<b>300</b>	<b>500</b>	<b>500</b>	
OBG	Theory	80 (2X40)	200 (2X100)	200 (2X100)	
	Viva (Oral)	30	40	40	
	Practical / Clinical	30	160	160	
	IA	Theory	20	60	50
		Practical	20	40	50
<b>TOTAL</b>		<b>200</b>	<b>500</b>	<b>500</b>	

  
 Principal  
 Subbala Institute of Medical Sciences  
 H.N. Road, Puzos, Shivamogga-577222  
 Karnataka  
 12/1/17  
 Registrar

  
 REGISTRAR  
 Professor and HOD  
 Department of General Medicine  
 Subbala Institute of Medical Sciences  
 H.N. Road, Puzos, Shivamogga-577222  
 Karnataka



SUBBAIAH MEDICAL COLLEGE HOSPITAL AND RESEARCH CENTRE  
NH-13, PURLE, HOLEHONNURU ROAD, SHIMOGA, KARNATAKA-5772

**Department of General Medicine**

Consolidated marks list of clinical & VIVA-VOCE Examination, Dec-Jan/2016-17

Examination - Final MBBS - Part - II.

Date: 16/01/17 Batch - A.

CLINICALS					Grand Total MAX=160
Roll No.	Register No.	Long Cases MAX=80	Short cases Medicine		
			MAX=40	MAX=40	
1.	12M8251				
2.	12M8253				
3.	12M8256				
4.	12M8258				
5.	12M8259				
6.	12M8260				
7.	12M8262				
8.	12M8264				
9.	12M8266				
10.	12M8267				
11.	12M8268				
12.	12M8270				
13.	12M8271				
14.	12M8272				
15.	12M8273				
16.	12M8274				
17.	12M8275				
18.	12M8276				
19.	12M8277				
20.	12M8278				

12/1/17

Principal  
Subbaiah Institute of Medical Sciences  
H.H. Road, Purale, Shivamogga-577 222  
Karnataka.

**Professor and HOD**  
Department of General Medicine  
Subbaiah Institute of Medical Sciences  
H.H. Road, Purale, Shivamogga-577 222  
Karnataka.



SUBBAIAH MEDICAL COLLEGE HOSPITAL AND RESEARCH CENTRE  
NH-13, PURLE, HOLEHONNURU ROAD, SHIMOGA, KARNATAKA-5772


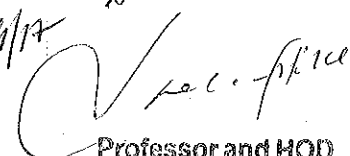
**Department of General Medicine**

Consolidated marks list of clinical & VIVA-VOCE Examination, Dec -Jan/2016-17


Examination - Final MBBS - Part - II.

Date: 16/01/17 Batch - A.

VIVA VOCE						Grand Total MAX=40
Roll No.	Register No.	ECG MAX=10	X-Rays MAX=10	Drugs & Instrument MAX=10	Charts MAX=10	
1.	12M8251					
2.	12M8253					
3.	12M8256					
4.	12M8258					
5.	12M8259					
6.	12M8260					
7.	12M8262					
8.	12M8264					
9.	12M8266					
10.	12M8267					
11.	12M8268					
12.	12M8270					
13.	12M8271					
14.	12M8272					
15.	12M8273					
16.	12M8274					
17.	12M8275					
18.	12M8276					
19.	12M8277					
20.	12M8278					

  
12/1/17  


Professor and HOD  
Department of General Medicine  
Subbaiah Institute of Medical Sciences  
H.H. Road, Purale, Shivamogga-577 222.  
Karnataka.

  
Principal  
Subbaiah Institute of Medical Sciences  
H.H. Road, Purale, Shivamogga-577 222  
Karnataka.



**SUBBAIAH MEDICAL COLLEGE HOSPITAL AND RESEARCH CENTRE**  
NH-13, PURLE, HOLEHONNURU ROAD, SHIMOGA, KARNATAKA-5772

**Department of General Medicine**

Consolidated marks list of clinical & VIVA-VOCE Examination, Dec --Jan/2016-17

Examination – Final MBBS – Part – II.

Date: 17/01/17 Batch – B.

CLINICALS					Grand Total MAX=160
Roll No.	Register No.	Long Cases MAX=80	Short cases Medicine		
			MAX=40	MAX=40	
21.	12M8281				
22.	12M8283				
23.	12M8284				
24.	12M8285				
25.	12M8287				
26.	12M8312				
27.	12M8320				
28.	12M8322				
29.	12M8331				
30.	12M8346				
31.	12M8350				
32.	12M8352				
33.	12M8362				
34.	12M8371				
35.	12M8372				
36.	12M8376				
37.	12M8378				
38.	12M8379				
39.	12M8381				
40.	12M8399				

*[Signature]*  
17/1/17

*[Signature]*  
Professor and HOD  
Department of General Medicine  
Subbairah Institute of Medical Sciences  
H.H. Road, Purale, Shivamogga-577 222.  
Karnataka.

*[Signature]*  
17/1/17

Principal  
Subbairah Institute of Medical Sciences  
H.H. Road, Purale, Shivamogga-577 222  
Karnataka.



SUBBAIAH MEDICAL COLLEGE HOSPITAL AND RESEARCH CENTRE  
NH-13, PURLE, HOLEHONNURU ROAD, SHIMOGA, KARNATAKA-5772

**Department of General Medicine**

Consolidated marks list of clinical & VIVA-VOCE Examination, Dec -Jan/2016-17

Examination - Final MBBS - Part - II.

Date: 17/01/17 Batch - B.

VIVA VOCE						Grand Total MAX=40
Roll No.	Register No.	ECG MAX=10	X-Rays MAX=10	Drugs & Instrument MAX=10	Charts MAX=10	
21.	12M8281					
22.	12M8283					
23.	12M8284					
24.	12M8285					
25.	12M8287					
26.	12M8312					
27.	12M8320					
28.	12M8322					
29.	12M8331					
30.	12M8346					
31.	12M8350					
32.	12M8352					
33.	12M8362					
34.	12M8371					
35.	12M8372					
36.	12M8376					
37.	12M8378					
38.	12M8379					
39.	12M8381					
40.	12M8399					

*[Signature]*  
12/1/17

*[Signature]*  
Professor and HOD

Department of General Medicine  
Subbah Institute of Medical Sciences  
H.H. Road, Purale, Shivamogga-577 222.  
Karnataka.

*[Signature]*  
17/1/17

Principal

Subbah Institute of Medical Sciences  
H.H. Road, Purale, Shivamogga-577 222  
Karnataka.



# Rajiv Gandhi University of Health Sciences, Karnataka

MBBS Phase – III (Part – II) Degree Examination - DEC 2016

Time: Three Hours

Max. Marks: 100 Marks

**General Medicine – Paper I (RS2 & RS3 Scheme)**

**Q.P. CODE: 1093**

Your answers should be specific to the questions asked  
Draw neat, labeled diagrams wherever necessary

## LONG ESSAYS

2 x 10 = 20 Marks

1. Mention the aetiology, clinical features and management of Acute Viral Hepatitis – due to Hepatitis A.
2. Write aetiology, clinical features and management of Nephrotic Syndrome.

## SHORT ESSAYS

10 x 5 = 50 Marks


3. Clinical features and investigations of Hypothyroidism
4. Cystic Fibrosis
5. Reflux Oesophagitis
6. Complications of Dengue Fever
7. Jacksonian Epilepsy
8. Giardiasis
9. Myasthenia Gravis – clinical features and investigations
10. SLE (Systemic Lupus Erythematosus)
11. Cushing syndrome
12. Status Asthmaticus

## SHORT ANSWERS


10 x 3 = 30 Marks


13. Clinical features of Acute Nephritis
14. Aetiology of Tropical Sprue
15. Drug therapy of Organophosphorus Compound Poisoning
16. Mention four Immuno Suppressive Drugs.
17. Clinical features of Hyperparathyroidism
18. Mention four Chelating Agents and their use.
19. Mention therapeutic uses of Immunoglobulins.
20. Treatment of Brucellosis
21. Mention four Calcium Channel Blockers with doses.
22. Mention the causes of Secondary Hypertension.

\*\*\*\*\*

  
12/11/17

  
17/11/17

  
Subbah Institute of Medical Sciences  
H.H. Road, Purale, Shivamogga-577 222  
Karnataka.

  
Professor and HOD  
Department of General Medicine  
Subbah Institute of Medical Sciences  
H.H. Road, Purale, Shivamogga-577 222  
Karnataka.

# Rajiv Gandhi University of Health Sciences, Karnataka

MBBS Phase – III (Part – II) Degree Examination - DEC 2016

Time: Three Hours

Max. Marks: 100 Marks

General Medicine – Paper II (RS2 & RS3 Scheme)

Q.P. CODE: 1094

Your answers should be specific to the questions asked  
Draw neat, labeled diagrams wherever necessary

## LONG ESSAYS

2 x 10 = 20 Marks

1. Describe diagnostic criteria, clinical features, laboratory investigations and management of Acute Rheumatic Fever.
2. Discuss the clinical features, laboratory investigations and management of Pyogenic Meningitis.

## SHORT ESSAYS

10 x 5 = 50 Marks


3. Serum Markers in Acute Myocardial Infarction
4. Complications of Falciparum Malaria
5. Target Organ damage in Hypertension
6. Duchenne Muscular Dystrophy
7. Treatment of Multibacillary Leprosy
8. Management of Status Epilepticus
9. Lung lesions in Retro Viral infection
10. Laboratory features of Acute Intra Vascular Haemolysis
11. Graft versus Host reaction
12. Mechanical ventilators

## SHORT ANSWERS


10 x 3 = 30 Marks

13. Alkaline Phosphatase
14. Giardiasis
15. Behaviour therapy
16. Metformin
17. Medical management of Gout
18. Disseminated Intravascular Coagulation
19. Paranoid Schizophrenia
20. Tropical Pulmonary Eosinophilia
21. Fallot's Tetralogy
22. Etiology and clinical presentation in Leptospirosis

\*\*\*\*\*



Principal  
Subbatah Institute of Medical Sciences  
H.H. Road, Purale, Shivamogga-577 222  
Karnataka.



Professor and HOD  
Department of General Medicine  
Subbatah Institute of Medical Sciences  
H.H. Road, Purale, Shivamogga-577 222  
Karnataka.

# BIO DATA OF EXAMINER

INTERNAL - SAME COLLEGE

EXTERNAL EXAMINER OF GENERAL MEDICINE:

DR. K. C. SAREKARAPPA.

Date of Birth

05.04.1954

POSITION: Professor, Department of Medicine,

RESIDENTIAL ADDRESS:

B.7u. II. main. B. Block  
Chopale Crowde Extn. Shivmogg



Phone/Mobile No: OFFICE:

RESIDENCE:

08182251016

MOBILE:

9448414763

QUALIFICATION:

MBBS -

COLLEGE

F. J. M. M. C

Mysore

University:

Year of Passing:

1979

MD -

College:

B. M. C

Bangalore

University

Year of Passing

1993

EXPERIENCE:

Senior Resident:

2 years

Assistant Professor:

5 years

Associate Professor:

2 years

Professor:

1 1/2 years

PUBLICATIONS:

4

*[Handwritten signature]*  
17/11/17  
Principal

EXAMINERSHIP: Examiner in the following universities


Post graduate university and Year:

Under graduate university and year:

*[Handwritten signature]*  
Professor and HOD

Department of General Medicine  
Subbarah Institute of Medical Sciences  
H.H. Road, Purale, Shivamogga-577 222  
Karnataka

Rajiv Chandni  
Principal  
Subbarah Institute of Medical Sciences  
H.H. Road, Purale, Shivamogga-577 222  
Karnataka



# BIO DATA OF EXAMINER

INTERNAL — SAME UNIVERSITY

~~EXTERNAL~~ EXAMINER OF GENERAL MEDICINE: DR. G. RAJASEKHARAPPA

Date of Birth: 18.03.1947

POSITION: Professor, Department of Medicine, Mamata Medical College Khammam, 507002

RESIDENTIAL ADDRESS: Staff Quarters "Thungabhadra" NO 7  
Mamata General Hospital campus  
KHAMMAM - 507002 (T.S)

Phone/Mobile No: OFFICE: 08742 223075, Fax M.G.H 08742 234206

RESIDENCE: -

MOBILE: 098453 25659

## QUALIFICATION:

MBBS - COLLEGE: Bangalore Medical College

University: Bangalore University

Year of Passing: May 1970

MD - College: JSM Medical College

University: Mysore University

Year of Passing: Dec 1976

## EXPERIENCE:

Senior Resident:	11.08.1975	to	31.12.1978	JSM Medical College Davangere 577001
Assistant Professor:	01.01.1979	to	02.08.1987	
Associate Professor:	03.08.1987	to	28.08.1992	
Professor:	29.08.1992	to	28.02.2014	
	10.03.2014	to	date	Mamata Medical College KHAMMAM-507002 (T.S)

## PUBLICATIONS:

Professor and HOD  
Department of General Medicine


EXAMINERSHIP: Examiner in the following universities  
Subbala Institute of Medical Sciences  
H.H. Road, Purale, Shivamogga-571 222  
Karnataka.

Post graduate university and Year:  
for 24 years

Subbala Institute of Medical Sciences  
H.H. Road, Purale, Shivamogga-571 222  
Karnataka.  
Under graduate university and year:  
for 30 years

Kuvempu University  
Rajiv Gandhi University of Health Sciences  
NTR University of Health Sciences  
MGR - - -  
Siddaganga Deemed University  
MAHE Manipal

# BIO DATA OF EXAMINER



EXTERNAL EXAMINER OF GENERAL MEDICINE: DR. S.G. JAYARAJ

Date of Birth 04/04/1955

POSITION: Professor, Department of Medicine, SSIMSRC - Davangere Karnataka

RESIDENTIAL ADDRESS: DR. S.G. JAYARAJ,

B.No 1922/95 5th Main Road S.D. Extension DAVANGERE Karnataka

Phone/Mobile No: OFFICE: 08192 266303

RESIDENCE: 08192 61892

MOBILE: 94484 61892

## QUALIFICATION:

MBBS - COLLEGE J.J.M. Medical College

University: MYSORE UNIVERSITY

Year of Passing: 1980

MD - College: J.J.M. Medical College

University KUVEMPPI UNIVERSITY

Year of Passing 2002

## EXPERIENCE:

Senior Resident: J.J.M.C 1/3/1980 to 31/10/1981 & Dec 1981 to Dec 1984  
Davangere

Assistant Professor: SSIMSRC 10/6/2006 - 9/6/2011  
Davangere

Associate Professor: -||- 10/6/2011 - 9/6/2015

Professor: -||- 10/6/2015 - till date

*[Signature]*  
13/11/17  
Aravind

PUBLICATIONS: International 1 National 2

*[Signature]*  
Professor and HOD

Department of General Medicine  
Subbarah Institute of Medical Sciences  
H.H. Road, Purais, Shivamogga-577 222.  
Karnataka.

## EXAMINERSHIP: Examiner in the following universities

Post graduate university and Year: R.G.U HS - 2yr

*[Signature]*  
Principal  
Subbarah Institute of Medical Sciences  
H.H. Road, Purais, Shivamogga-577 222.  
Karnataka.

Under graduate university and year: MADRAS UNIVERSITY  
- Siddaganga Deemed university 5yr  
- R.G.U HS

# BIO DATA OF EXAMINER



EXTERNAL EXAMINER OF GENERAL MEDICINE: DR. H.G. REVANASIDOAPPA

Date of Birth 02-02-1950

POSITION: Professor, Department of Medicine, ~~Narayana Medical College~~ <sup>College,</sup> NELLORE - A.P.

RESIDENTIAL ADDRESS:

No 108, Staff Quarters  
Narayana Medical College, Campus  
NELLORE - A.P.

Phone/Mobile No: OFFICE:

RESIDENCE:

MOBILE: 07799255885  
09361010302.

QUALIFICATION:

BANGALORE

MBBS -

COLLEGE

~~Mysore~~ Medical College

University:

~~MYSORE~~ BANGALORE

Year of Passing:

1975

MD -

College:

Mysore Medical College

University

MYSORE

Year of Passing

1983

EXPERIENCE:

Dec. 1979 - Feb. 1983

Senior Resident:

05.12.2005 - 5.12.2010

Assistant Professor:

06.12.2005 - 28.02.2014

Associate Professor:

~~01.02.2014~~ -

Professor:

01.03.2014 - till now

PUBLICATIONS:

17/1/17  
Assures

EXAMINERSHIP: Examiner in the following universities

Post graduate university and Year:

RAJIVGANDHI, 2015, 2016.  
NTR - 2016

Under graduate university and year:

RAJIVGANDHI - Principal  
SRM. TN  
Subhash Institute of Medical Sciences  
NTR - A.P.  
H.H. Road, Purais, Shivamogga 577 222  
KARNATAKA  
MGR - TN

Professor and HOD

Department of General Medicine  
Subhash Institute of Medical Sciences  
H.H. Road, Purais, Shivamogga-577 222.  
Karnataka.

Sr No	University Reg No	Student Name	Signature
①	12M8251	Arshwanya. R.M.	Arshwanya
②	12M8253	Amresh	<del>Amresh</del>
③	12M8256	Aswathi. G	Aswathi
④	12M8258	Bhargavi. J	Bhargavi
⑤	12M8259	Deepika. D. Belagur	Deepika
6	12M8260	Devasi. Manoharalal Bekaramji	Devasi
7	12M8262	Gowri. K	Gowri
8	12M8264	Harshith. M.G	Harshith
9	12M8266	Madhusri. M	Madhusri
10	12M8267	Mamatha. V.P	Mamatha V.P
11	12M8268	Manasa. D	Manasa
12	12M8270	Monisha. R	Monisha
13	12M8271	Needa Bharu	Needa Bharu
14	12M8272	Nisha Ramu Sengar	Nisha
15	12M8273	Nysuthya. K.M	Nysuthya
16	12M8274	Pooja. P	Pooja
17	12M8275	Prajna Jayaram	Prajna
18	12M8276	Prajna Pandith khot	Prajna
19	12M8277	Priyanka. P	Priyanka
20	12M8278	Ramlinga Reddy	Ramlinga

Sl/No	University Reg No	Student Name	Signature
21	12M8281	Shrideni P Edigar	
22	12M8283	Shruti KK	
23	12M8284	Shwetha S Rao	
24	12M8285	Vindhya Prasad	
25	12M8287	Meghana R.P	
26	12M8312	Cherian Jeslin Laji	
27	12M8320	Devi. Vyshnavi	
28	12M8322	Dritya.P.S.	
29	12M8331	Jayashree V	
30	12M8346	Malarika.S.	
31	12M8350	Monisha.B	
32	12M8352	Nikhitha Vijayan	
33	12M8362	Revathi Ashok	
34	12M8371	Saraju Swetha	
35	12M8372	Shaheen Haidrus	
36	12M8376	Shivani Agarwal	
37	12M8378	Shree Dhansha.D	
38	12M8379	Siddarth kumar chavhan	
39	12M8381	Sowmya.h.N	
40	12M8399	Y.Bheena Linga Reddy	

RGUHS Practical Examination

Department of General Medicine  
 Subbaiah Institute of Medical Sciences  
 H.H. Road, Purale, Shivamogga-577 222  
 Karnataka.

17/1/17  
 Assessor

Subbaiah Institute of Medical Sciences  
 H.H. Road, Purale, Shivamogga-577 222  
 Karnataka



# Long cases

16/11/12  
Name

- ① Hemolytic Anaemia - Afreen Taj
- ② Anaemia - Visha
- ③ CVS - (MR + AS) - Rudranma
- ④ CVS - RHD (MS + P. HTN) - Mohadevi
- ⑤ P/A - ALD - Adam
- ⑥ P/A - ALD - Chandransh
- ⑦ RS - (Pleural Effusion) - Lingaraj
- ⑧ RS - COPD - Rangappa
- ⑨ RS - Fibrothorax - Shalekappa
- ⑩ Hemolytic Anaemia - Mohammed Poshad.

*[Signature]*  
16/11/12  
Anemia

*[Signature]*  
Professor and HOD  
Department of General Medicine  
Subbaiah Institute of Medical Sciences  
H.H. Road, Purale, Shivamogga-577 222.  
Karnataka.

*[Signature]*  
Principal  
Subbaiah Institute of Medical Sciences  
H.H. Road, Purale, Shivamogga-577 222  
Karnataka.

Short cases

16/1/17 Name

- 1) Thyroid Swelling. - Manjamma
- 2) P/A. Hepatomegaly - Mallegonda
- 3) CVS - AR - Raghaviah.
- 4) P/A - ALD - Prabhakar.
- 5) Hematology - Anaemia. - Rangappa
- 6) P/A. Ascites  
Anemia. - Laxmi Bai
- 7) CVS - AS - Parvathamma
- 8) Anaemia. - Kalamma.
- 9) Endocrine - Hypothyroidism - Laxmi Bai
- 10) CVS - Atrial fibrillation. - Gowamma.



Professor and NOD  
Department of General Medicine  
Subbaiah Institute of Medical Sciences  
H.H. Road, Purale, Shivamogga-577 422.  
Karnataka.

  
17/1/17  
Subbaiah Institute of Medical Sciences  
H.H. Road, Purale, Shivamogga-577 422  
Karnataka.

  
17/1/17  




Short cases

12/1/17


Name

- ① RS - Bronchial Asthma - Hanisha of Pallurina
- ② P/A - Hepatomegaly - Mallegonda
- ③ CVS - AR - Raghaviah.
- ④ P/A - ALD - Prabhu Kar.
- ⑤ CVS - RHD (MS) - Harumanthamma
- ⑥ P/A <sup>with</sup> Anaemia - Lakshmi Bai
- ⑦ CVS - AS - Parvathamma
- ⑧ Anaemia - Kalamma.
- ⑨ Endocrine - Hypothyroidism - Laxmi Bai

~~A. Anur~~  
12/1/17  
CVS - Atrial fibrillation

*[Signature]*  
Professor and HOD  
Department of General Medicine  
Subbaiah Institute of Medical Sciences  
H.H. Road, Purale, Shivamogga-577 222.  
Karnataka

*[Signature]*  
H.H. Ganamma.  
Subbaiah Institute of Medical Sciences  
H.H. Road, Purale, Shivamogga-577 222  
Karnataka.



**MEDICAL COUNCIL OF INDIA**

**STANDARD INSPECTION FORM**

**FORM - C**

On the

Final M.B.B.S. Examination of RAJIV GANDHI UNIVERSITY OF HEALTH  
SCIENCES, BANGALORE, KARNATAKA -January 2017

In the subject of




PEADIATRICS

held at

SUBBAIAH INSTITUTE OF MEDICAL SCIENCES - college

Place NH-13, PURLE, SHIMOGA 577222

- 1. Date of Inspection : **17.01.2017 (Assessment to evaluate the process of conduct of examination university for recognition/approval)**
- 2. Names of Inspectors : **1. Dr.Raveendran M , Professor of Medicine Coimbatore Medical College , Tamil Nadu  
2.Dr.Abhinandan Das, Professor of Paediatrics Fakhruddin Ali Ahmed Medical College,Barpeta, Assam**
- 3. Date of last Inspection/Visitation : **18<sup>TH</sup> & 19<sup>TH</sup> FEBRUARY 2016**
- 4. Name of last inspectors/Visitors : **Dr.Vimala Thomas  
Dr.A K Saxena  
Dr.Asim Das**

Defects pointed out in the last inspection/visitation if any	Remarks by the University
	<div style="text-align: right;">  </div> <div style="text-align: center; margin-top: 20px;">  <p> <b>DR. RAVEENDRAN M, M.D.,</b>                      Reg. No. 45732,                      Chief Civil Surgeon &amp; A.M.A.,                      Professor Of Medicine                      Coimbatore Medical College &amp; Hospital                      COIMBATORE - 541 010.                 </p> </div>

**Scheme of Examination**

1. Theory 1 Papers Marks allotted **100**  
**Annexure - 1**
2. Clinical/practical : **80 Marks**
3. Oral (Viva) **20 Marks**

Minimum marks for  
Passing the Exam. : **50%**  
**Annexure - 2**

**A. Theory**



1. Theory paper Subject **Time for the paper (1 copy of each of the papers may be attached). - 3 Hours**


No. 1 **Annexure - 3**  
**Paper I 3 Hours**

No. 2

2. Dates on which conducted : **28<sup>TH</sup> Dec 2016**
3. Where conducted : **Examination Hall, SIMS& RC, Shimoga**
4. Invigilation arrangements : **28<sup>TH</sup> Dec 2016**
5. No. of candidates appeared : **40 Students**
6. Papers setters : **Theory paper supplied by RGUHS**

<b>Name &amp; qualification</b>	<b>Designation</b>	<b>Experience as Examiner</b>
<b>Not known as paper were supplied by the university</b>		

  
17/12  


  
**DR. RAVENDRAN, M.D.,**  
Reg. No. 43733,  
Chief Civil Surgeon & A.S.A.  
Professor Of Medicine  
Coimbatore Medical College & Hospital  
COIMBATORE - 641 013.

**Remarks by the Inspectors/Visitors regarding**

- a) Nature of the questions. **Satisfactory & Adequate**
- b) Do they cover the whole field of prescribed curriculum **Yes**
- c) What is the standard displayed in the answers. **Good**  
**Theory papers are not available as they are centrally evaluated digitally**
- d) What is the nature of assessment. **Good**
- e) What is the minimum percentage necessary for passing the theory examination : **50% marks**
- f) What percentage of marks obtained at periodical examinations conducted during the course is carried forwarded to the final examination.  
**20% (Internal Assessment)**
- g) Method of assessment of examination conducted During the course of study to be clearly stated.

**Model examination of theory and Practical conducted in examination pattern**

- h) How has it influenced the result at the final examination.  
Theory II, Prelim (2)  
Clinical Posting (4)  
Student were examined twice for theory and practical before the university examination, 20% internal assessment marks awarded were added to total marks

**II. Practical/clinical**

How is the practical examination conducted give details.

**Annexure Attached**

Does the practical cover the different branches of the subject? **Yes**

  
12/11/22 4

  
12/11/22



a) Time allotted for section.

**One long case 45 minutes, one short case 30 minutes**

b) Examiners **Annexure 4**

Annexure External Examiner

**Dr.Madoori Srinivas  
Dr.B Manohar**

Internal Examiners

**Dr.Vinayak G  
Dr.Naveen Nadig**

	<b>Names &amp; qualification</b>	<b>Designation</b>	<b>Experience as examiner</b>
<b>Internal</b>	1. Dr.Vinayak G MBBS MD (Ped)	Professor &HOD Dept of Pediatrics Subbaiah Institute of Medical Sciences NH-13 PurleShimoga	Examiner Since 7 years
	2.Dr.Naveen Nadig MBBS MD (Ped)	Professor Dept of Pediatrics JJM Medical College, Davangere	Examiner Since 4 years
<b>External</b>	1.Dr.Madoori Srinivas MBBS MD (Ped)	Professor Dept of Pediatrics ChelmedaAnandrao Institute of Medical Sciences Karimnagar	Examiner Since 13 years
	2.Dr.B Manohar MBBS MD (Ped)	Professor Dept of Pediatrics Sri Venkateshwara Medical College Tirupathi	Examiner Since 5 years

Mode & conduct of practical.

Is it in batches or otherwise.

**Yes , 2 batches comprising of 20 & 20 students**

  
12/11/12

  
12/11/12

On each day first half was given a long case of 40 marks by picking of lots and the other half were given short case of 40 marks each. After assessment by the examiners, they were given the next long / short case of different system.

- c) Are there other centers where the Examination is conducted by the same University? **Yes**

If so, where?

**Under RGUHS, all the recognized medical colleges affiliated to Rajiv Gandhi University of Health Sciences, Bangalore, Karnataka**

- i) Do the same examiners conduct the examination in other centers too? **No**
- ii) If not what steps are taken to ensure uniformity of standard.

**Theory papers are same for all students affiliated to the university as per RGUHS guidelines with standard breakup. All practical examination centers have to adopt RGUHS guidelines to ensure uniformity of standards, as in the curriculum.**

- d) Date of Examination

**16/01/2017 and 17/01/2017**

- e) Date and time when the examination was inspected. **17.01.2017**

- f) Are the invigilation arrangements satisfactory? **YES**

- g) No. of candidates appeared. – **40 students, 2 batches – 20 & 20 in each batch Annexure - 5**

- h) Number & type of questions (a copy of the question paper attached)

- i) What is the minimum percentage of required for passing. **50 %**

*[Handwritten signature]*  
12/1/17

*[Handwritten signature]*  
12/1/17

**Clinical**

1. Date of Examination. **16.01.2017 & 17.01.2017**
  
2. Date & time when the examination was inspected. **17.01.2017 , 09.00am**
  
3. Are the invigilation arrangements satisfactory? **YES**
  
4. No. of candidates appeared. **20 students**
  
5. Long cases **1 long case**
  
6. Type of cases given (list may be attached) **annexure 6**  
**List of cases with the bed occupancy is attached**
  
7. Time allotted for study of the case.  
**30 minutes for student observation and recording and 15 minutes for discussion**
  
8. Nature of Discussion of case by the candidate  
  
**Each student is assured by 2 examiners comprising of one internal and one external**
  
9. Time of discussion  
**Approximately 15 minutes for each case regarding history examination, investigation and management**
  
10. Was the discussion fair, searching and sufficient practical? **YES**

  
13/1/17

  
17/1/17

**Short Cases**

1. Type of cases given (List may be attached).

**One , List of cases with the bed occupancy is attached**

2. How many cases were given to each candidate? **1 case**

3. How long did examination in short cases last for each Candidate?

**15 minutes for examination and 7 minutes for discussion**

4. Standard displayed by the candidates in general in the clinical part of the examination. **GOOD**

5. How was the assessment done? **GOOD**

6. Was it done jointly by more than one Examiner?

**Yes, marks allotted separately by individual examiners and then tabulated together by 2 examiners are internal**

7. How many marks are allotted for clinical examination?

**80 marks (40 marks for long case and 40 marks for short case)**

8. What is the minimum percentage for passing the clinical part? **50%**

9. Are marks obtained in any other part of the examination added on to that obtained in the clinical examination? **NO**

10. Are marks given for clinical works done in the wards added on to the marks obtained in the clinical examination?

**YES. Included in internal assessment marks**

11. If so, to what extent? **20%**

12. How has it influenced the result at the final examination?

**≥35% marks in internal assessment is an eligibility criteria to appear university examination. Record maintained every term and evaluated by the faculty. Ward leaving assessment was done.**

*Handwritten signatures and dates:*  
12/1/12  
12/1/12

**Each student is posted to the department of Pediatrics for the total duration of 10 weeks. 3 clinical internal assessment is conducted and the best of two internal assessment is considered. Also log books, day to day case discussions, ward leaving exams and assignments were considered.**

(Method of assessment of clinical work in the wards may be clearly stated).

### **VIVA-VOICE**

1. What did it consist of – **Consisting of 4 stations, 1 Xray, 2. Instruments & Procedures, 3. Nutrition & 4. Vaccins & Drugs**

2. How was it conducted?

**4 stations comprising of 4 examiners in each station were set up. Each student was assessed individually in all the sections. 5 marks was allotted for each section. Total marks was tabulated for maximum 20 marks. Each student was uniformly given 3 minutes at each station. Standard set of questionnaires were prepared for each section so as to ensure uniformity.**

3. What was the standard? **GOOD**

4. What was the nature of assessment?

**Oral assessment was done by panel of examiners at all the stations individually by examiners and tabulated together.**

5. Was it done jointly by more than one examiner?

**Each student assessed separately by the 4 examiners at 4 different stations, manned by one external and one internal examiner each.**

6. How are the marks obtained in different parts of the examination grouped?

**5 marks allotted for each stations, total marks of each station given by different examiners are combined and then tabulated**

7. What is the minimum for passing in each and in the grand total?

**50% in clinicals and 50% in viva voce of the maximum marks.**





MW 10-112  
 DR. HAVESH JHANI, M.D.,  
 Reg. No. 45738,  
 Chief Civil Surgeon & A.M.A.  
 Professor of Medicine  
 Coimbatore Medical College & Hospital  
 COIMBATORE - 641 018.

8. Results for the last three years. **Not applicable**

9. No. of students appeared? **40**

10. No. of students passed? **Not Applicable**

**Final results will be, however, announced by the university after the theory evaluation, as viva marks are added to theory marks for finalizations of results.**

11. Other remarks if any. **NIL**

**Conclusions :**



Was the examination conducted satisfactorily? **YES**


Observations of the assessors are to be made in assessment report only.

Was the standard sufficient for the M.B.B.S. examination as required by Regulations of the Medical Council of India? **YES**

Observations of the assessors are to be made in assessment report only.

**The examination inspection was conducted at Subbaiah Institute of Medical Sciences, NH-13, Purle, Shimoga 577 222 under Rajiv Gandhi University of Health Sciences on 17.1.2017. The theory question papers for PEADIATRICS department was as per MCI norms covering the entire subject. The method of practical examination conforms with MCI norms and University norms. The examiners (Bio-data enclosed) both internal & external, were well qualified and were as per MCI norms. The number of cases kept in the examination was adequate and all varieties of cases were kept in the examination in adequate numbers. Over all the standard of examination, conduct of the examination, were satisfactory.**

  
17/1/17  
 10

  
Dr. J. RAVEENDRAN, M.D.,  
Reg. No. 43789,  
Chief Civil Surgeon & A.P.A.,  
Professor Of Medicine  
Coimbatore Medical College & Hospital  
COIMBATORE - 641 019.

Annexure (1)

# UNIVERSITY NOTIFICATION

Annexure to RGUHS Notification No. AUTH/88Syn/MBBS/Passcriteria/421/2010-11, Dt: 21/04/2010

## Scheme of Marks Allotment for MBBS Phase III Part II

Subjects	Component	Medical Council of India	Rajiv Gandhi University of Health Sciences, Karnataka		
			Existing	Amended	
Paediatrics	Theory	1X40	1X100	1X100	
	Viva (Oral)	10	20	20	
	Practical / Clinical	30	80	80	
	IA	Theory	10	30	25
		Practical	10	20	25
<b>TOTAL</b>		<b>100</b>	<b>250</b>	<b>250</b>	
General Medicine	Theory	120 (2X60)	200 (2X100)	200 (2X100)	
	Viva (Oral)	20	40	40	
	Practical / Clinical	100	160	160	
	IA	Theory	30	60	50
		Practical	30	40	50
<b>TOTAL</b>		<b>300</b>	<b>500</b>	<b>500</b>	
General Surgery	Theory	120 (2X60)	200 (2X100)	200 (2X100)	
	Viva (Oral)	20	40	40	
	Practical / Clinical	100	160	160	
	IA	Theory	30	60	50
		Practical	30	40	50
<b>TOTAL</b>		<b>300</b>	<b>500</b>	<b>500</b>	
OBG	Theory	80 (2X40)	200 (2X100)	200 (2X100)	
	Viva (Oral)	30	40	40	
	Practical / Clinical	30	160	160	
	IA	Theory	20	60	50
		Practical	20	40	50
<b>TOTAL</b>		<b>200</b>	<b>500</b>	<b>500</b>	

Principal  
Subbaiah Institute of Medical Sciences  
H.H. Road, Purale, Shivamogga-577 222  
Karnataka.

Registrar  
Professor and HOD  
Department of Pediatrics  
Subbaiah Institute of Medical Sciences  
H.H. Road, Purale, Shivamogga-577 222  
Karnataka.



**Rajiv Gandhi University of Health Sciences, Bengaluru**  
**SUBBAIAH INSTITUTE OF MEDICAL SCIENCES AND RESEARCH CENTRE**  
 H.H ROAD, PURLE, SHIMOGA, KARNATAKA-577222  
**DEPARTMENT OF PEDIATRICS**  
 Paediatric Practical Examination

*Annexure*  
 — (2)

DATE:

BATCH:

University No.	Case 1		Case 2		Orals (each 5 marks)			Total	
	Max Marks (40)	Marks Allotted	Max Marks (40)	Marks Allotted	Instruments	X rays	Drugs & vaccines		Nutrition
12M8251									
12M8253									
12M8256									
12M8258									
12M8259									
12M8260									
12M8262									
12M8264									
12M8266									
12M8267									
12M8268									
12M8270									
12M8271									
12M8272									
12M8273									
12M8274									
12M8275									
12M8276									
12M8277									
12M8278									

Internal Examiners: (Name & Signature)

1.

*[Signature]*  
 Professor and HOD  
 Department of Pediatrics

Subbaiah Institute of Medical Sciences  
 H.H. Road, Purale, Shivamogga-577 222  
 Karnataka.

External examiners: (Name & Signature)

1.

2.

*[Signature]*  
 Principal  
 Subbaiah Institute of Medical Sciences  
 H.H. Road, Purale, Shivamogga-577 222  
 Karnataka.



# Rajiv Gandhi University of Health Sciences

M.B.B.S. (PART – II), III Professional Examination - DEC 2016

Time: 3 Hrs.

[Max. Marks: 100]

## PAEDIATRICS (RS2 & RS3)

QP Code: 1092

Your answers should be specific to the questions asked.  
Draw neat labeled diagrams wherever necessary.

### LONG ESSAY

2 X 10 = 20 Marks

1. Write briefly on Acute respiratory infection control programme.
2. A 2 year old child is brought to you with h/o delay in attainment of walking. Write how history and a physical examination will help you arrive at a probable etiological diagnosis.

### SHORT ESSAY

10 X 5 = 50 Marks


3. Under five mortality rate.
4. Physiological jaundice in newborn.
5. Treatment of a child with acute severe asthma.
6. Balanced diet for 7-10 year old child.
7. Management of febrile convulsion.
8. Investigations in a child with suspected initial UTI.
9. Symptoms and signs of Fallot's Tetralogy in the 1<sup>st</sup> 5 years of life.
10. 10 year old child is brought for short stature and found to be 120cms tall. How does general examination help you arrive at a probable diagnosis?
11. Weaning foods.
12. Vitamin A Deficiency –WHO staging and Vitamin A prophylaxis programme.


### SHORT ANSWERS


10 X 3 = 30 Marks

13. Hepatitis B Prevention.
14. What are the changes seen in the weight of children in 1<sup>st</sup> two years of life?
15. Plan "A" management of dehydration in a 2 year old child.
16. Pica
17. Define prematurity. Enumerate the complications.
18. Discuss symptoms and signs suspicious of Pyogenic meningitis in a child less than 1 year.
19. Peripheral smear findings in a child with hemolytic anemia
20. Treatment of iron deficiency anemia.
21. Hydrocarbon poisoning.
22. Immunization of an infant born to HIV positive mother.

\* \* \* \* \*

  
Professor and HOD  
Department of Pediatrics  
Subbaiah Institute of Medical Sciences  
H.H. Road, Purale, Shivamogga-577 222  
Karnataka.

  
Principal  
Subbaiah Institute of Medical Sciences  
H.H. Road, Purale, Shivamogga-577 222  
Karnataka.



## BIO DATA OF EXAMINER

INTERNAL - ~~SAMB COLLEGE~~  
~~EXTERNAL~~ EXAMINER OF PEDIATRIC: DR. VINAYAKA G.

Date of Birth 18/04

POSITION: Professor, Department of Pediatric,

RESIDENTIAL ADDRESS: Sadyotatha, Main Road, Malleshwara Nagar  
 Gundappa Road.

Phone/Mobile No: OFFICE: 08182 - 298006

RESIDENCE:

MOBILE: 9449593001

### QUALIFICATION:

MBBS - COLLEGE : Karkhba Medical college, Manipal  
 University: Manipal University  
 Year of Passing: 1999

MD - College: Karkhba Medical college, Manipal  
 University MAHE  
 Year of Passing 2003

### EXPERIENCE:

Senior Resident:

Assistant Professor: 67 37

Associate Professor: 37 27

Professor: 4 year.

PUBLICATIONS: 4


### EXAMINERSHIP: Examiner in the following universities

Post graduate university and Year:

*Signature*  
 17/1/2016

Under graduate university and year: RGUHS - 2010

# BIO DATA OF EXAMINER



*INTERNAL* *JYAMBA UNIVERSITY*  
~~EXTERNAL~~ EXAMINER OF PEDIATRIC: *Dr. Narayan G. Narasimha*

Date of Birth *8/8/1973*

POSITION: Professor, Department of Pediatric,

RESIDENTIAL ADDRESS:

Phone/Mobile No: OFFICE:

RESIDENCE: *08192223565*

MOBILE: *9739279898*

QUALIFICATION:

MBBS -

COLLEGE

*JJMC Davangere*

University:

*Kuvempur*

Year of Passing:

*1997*

MD -

College:

*JJMC Davangere*

University

*RGUTHS*

Year of Passing

*2008*

EXPERIENCE:

Senior Resident:

*5/11/2004*

Assistant Professor:

Associate Professor:

Professor:

*Since 5/11/2013*

PUBLICATIONS:

*THREE* \_\_\_\_\_

EXAMINERSHIP: Examiner in the following universities

Post graduate university and Year:

Under graduate university and year:

*[Signature]*  
Professor and HOD  
Department of Pediatrics  
Subbaiah Institute of Medical Sciences  
H.N. Road, Purale, Shivamogga-577 222  
Karnataka.

*[Signature]*  
Principal  
Subbaiah Institute of Medical Sciences  
H.N. Road, Purale, Shivamogga-577 222  
Karnataka.

*[Signature]*  
*17/11/2016*

# BIO DATA OF EXAMINER



EXTERNAL EXAMINER OF PEDIATRIC:

Dr. Manohar Badur

Date of Birth

01-06-1966

POSITION: Professor, Department of Pediatric,

Professor  
Dept of Pediatrics, SV Medical College  
Tirupati - 517507, AP

RESIDENTIAL ADDRESS:

6-2-90, EMPEE PEDIATRIC HOSPITAL  
T. NAGAR, TIRUPATI-517501 AP

Phone/Mobile No: OFFICE:

0877 - 2222 867

RESIDENCE:

0877 - 222 8889

MOBILE:

91 9701714737

QUALIFICATION:

MBBS -

COLLEGE

S.V. Medical College, Tirupati

University:

SV. University, Tirupati

Year of Passing:

1991

MD -

College:

SV. Medical College, Tirupati

University

Dr NTR UHS, Vijayawada

Year of Passing

1997

EXPERIENCE:

Senior Resident:

Assistant Professor:

25-7-1998 to 27.8.2012

Associate Professor:

28-8-2012 to 18.10.2012

Professor:

19.10.2012 to Till date

PUBLICATIONS:


12


EXAMINERSHIP: Examiner in the following universities

Post graduate university and Year: 2012


Under graduate university and year: 2002

  
Principal  
Subbalaal Institute of Medical Sciences  
H.H. Road, Purale, Shivamogga-577 222  
Karnataka.

  
Dr B. MANOHAR

  
Professor and MOD  
Department of Pediatrics  
Subbalaal Institute of Medical Sciences  
H.H. Road, Purale, Shivamogga-577 222  
Karnataka.

## BIO DATA OF EXAMINER



EXTERNAL EXAMINER OF PEDIATRICS: Dr. MADOORI SRINIVAS

Date of Birth 06.01.1967

POSITION: Professor, Department of Pediatrics

RESIDENTIAL ADDRESS: G. 6-339/1, Near Raja Deluxe Theatre  
Sai Nagar, Karimnagar - 505001  
Mobile - 9866535700

Phone/Mobile No: OFFICE: 0878 - 22 85318, 2285565

RESIDENCE: 0878 - 2252051

MOBILE: 9866535700

### QUALIFICATION:

MBBS - COLLEGE Kakatiya Medical College  
University: Kakatiya University  
Year of Passing: 1990

MD - College: Osmania Medical College  
University NTR University of Health Sciences  
Year of Passing 1997

### EXPERIENCE:


Senior Resident: Sept 1994 to Sept 1997  
Assistant Professor: 1st Oct 1997 to 31st Dec 2002  
Associate Professor: 1st Nov 2003 to 31st Aug 2010  
Professor: 1st Sept 2010 to till date

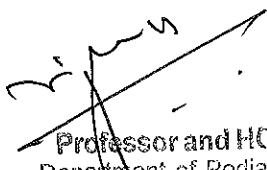
PUBLICATIONS: case Reports : 13 Books : 1  
original Article : 8  
Review article : 1


### EXAMINERSHIP: Examiner in the following universities

Post graduate university and Year: NTR UHS and 2008

Under graduate university and year: NTR UHS and 2006  
RGVHS and 2008

  
Principal  
Subbaiah Institute of Medical Sciences  
H.H. Road, Purale, Shivamogga-577 222  
Karnataka.

  
Professor and HOD  
Department of Pediatrics  
Subbaiah Institute of Medical Sciences  
H.H. Road, Purale, Shivamogga-577 222  
Karnataka

  
17.1.2017.

Rajiv Gandhi University of Health Sciences, Bengaluru  
 SUBBAIAH INSTITUTE OF MEDICAL SCIENCES AND RESEARCH CENTRE  
 H.H ROAD, PURLE, SHIMOGA, KARNATAKA-577222  
 DEPARTMENT OF PEDIATRICS  
 Paediatric Practical Examination

Batch: B

Date: 16/01/2017

University Register No	Token number allotted	Signature of the student
12M8281	A <sub>2</sub> B <sub>2</sub>	<i>[Signature]</i>
12M8283	A <sub>7</sub> B <sub>7</sub>	<i>[Signature]</i>
12M8284	A <sub>5</sub> B <sub>5</sub>	<i>[Signature]</i>
12M8285	A <sub>10</sub> B <sub>10</sub>	<i>[Signature]</i>
12M8287	A <sub>5</sub> A <sub>5</sub>	<i>[Signature]</i>
12M8312	A <sub>9</sub> A <sub>9</sub>	<i>[Signature]</i>
12M8320	A <sub>3</sub> B <sub>3</sub>	<i>[Signature]</i>
12M8322	A <sub>4</sub> B <sub>4</sub>	<i>[Signature]</i>
12M8331	A <sub>6</sub> B <sub>6</sub>	<i>[Signature]</i>
12M8346	A <sub>1</sub> B <sub>1</sub>	<i>[Signature]</i>
12M8350	A <sub>5</sub> B <sub>5</sub>	<i>[Signature]</i>
12M8352	A <sub>2</sub> B <sub>2</sub>	<i>[Signature]</i>
12M8362	B <sub>3</sub> A <sub>3</sub>	<i>[Signature]</i>
12M8371	B <sub>8</sub> B <sub>8</sub>	<i>[Signature]</i>
12M8372	A <sub>7</sub> B <sub>7</sub>	<i>[Signature]</i>
12M8376	B <sub>10</sub> A <sub>10</sub>	<i>[Signature]</i>
12M8378	A <sub>6</sub> B <sub>6</sub>	<i>[Signature]</i>
12M8379	A <sub>1</sub> B <sub>1</sub>	<i>[Signature]</i>
12M8381	B <sub>4</sub> A <sub>4</sub>	<i>[Signature]</i>
12M8399	B <sub>3</sub> A <sub>3</sub>	<i>[Signature]</i>

*[Signature]*  
 Professor and HOD  
 Department of Pediatrics  
 Subbaiah Institute of Medical Sciences  
 H.H. Road, Purale, Shivamogga-577 222  
 Karnataka.

*[Signature]* 17/1/17  
 Principal  
 Subbaiah Institute of Medical Sciences  
 H.H. Road, Purale, Shivamogga-577 222  
 Karnataka.



**Rajiv Gandhi University of Health Sciences, Bengaluru**  
**SUBBIAH INSTITUTE OF MEDICAL SCIENCES AND RESEARCH CENTRE**  
**H.H ROAD, PURLE, SHIMOGA, KARNATAKA-577222**  
**DEPARTMENT OF PEDIATRICS**  
**Paediatric Practical Examination**

Batch: A

Date: 17/01/2017

University Register No	Token number allotted	Signature of the student
12M8251	A-7, B-7	Srinwasa
12M8253	A-8, B-8	[Signature]
12M8256	A-3, B-3	[Signature]
12M8258	A-5, B-5	Bhargavi
12M8259	A-2, B-2	[Signature]
12M8260	A-10, B-10	[Signature]
12M8262	A-4, B-4	[Signature]
12M8264	B-6, A-6	Harshith
12M8266	A-9, B-9	[Signature]
12M8267	A-1, B-1	Manu VP
12M8268	A-4, B-4	[Signature]
12M8270	B-7, A-7	Monika
12M8271	B-1, A-1	Neelambar
12M8272	B-8, A-8	[Signature]
12M8273	B-6, A-6	Nyasthya
12M8274	B-10, A-10	Pooja B.
12M8275	B-3, A-3	[Signature]
12M8276	B-9, A-9	[Signature]
12M8277	B-5, A-5	[Signature]
12M8278	B-2, A-2	Rate

*[Signature]*  
 Professor and HOD  
 Department of Pediatrics  
 Subbaiah Institute of Medical Sciences  
 H.H. Road, Purale, Shivamogga-577 222  
 Karnataka.

*[Signature]* 17/1/17  
 Principal  
 Subbaiah Institute of Medical Sciences  
 H.H. Road, Purale, Shivamogga 577 222  
 Karnataka.



**Rajiv Gandhi University of Health Sciences, Bengaluru**  
**SUBBAIAH INSTITUTE OF MEDICAL SCIENCES AND RESEARCH CENTRE**  
 H.H. ROAD, PURLE, SHIMOGA, KARNATAKA-577222  
**DEPARTMENT OF PEDIATRICS**  
 Paediatric Practical Examination

BATCH: B

DATE: 16/01/2017

Sl no	Name, Age, Sex	History	Relevant examination findings	Final Diagnosis
1	B/o Sandya Newborn-M			Ternm AAA - Boy
2	B/o Venkatesh Newborn-F			Ternm AAA - Female Psychiatric D/GNF
3	Kishor - 6y Newborn-F	Inability to walk. Dev. Delay	Hypertonia, ↑ Reflexes.	SPARK'S Ovoid Plegia
4	Samar 12y/M	Nitric HT, HT,	PM, LVH	ACHD - Corrected TGA, USD.
5	B/o Sathish Newborn-M			Ternm AAA - Boy.
6	B/o Nandini Newborn-F			Ternm AAA - Female leg. Prg. Cardiac
7	B/o Sripa. Newborn-F			Ternm AAA - Female leg.
8	B/o Arunima Newborn-F			Ternm AAA Female Boy
9	B/o Arunima Newborn-F	Dev. Delay Seizures,		Hyd in left ventr.
10	B/o Arunima Newborn-F	Reent binds Tachycardia		Trolaemic NADV

Subbaiah Institute of Medical Sciences  
 H.H. Road, Purle, Shimoga, Karnataka-577222  
 Bengaluru

16/01/2017  
 Dr. Vinayachandran  
 Dr. Manjunath SRI NIVASA

16/1/17  
 Dr. Manjunath SRI NIVASA

16/1/17  
 Dr. Manjunath SRI NIVASA

16/1/17  
 Dr. Manjunath SRI NIVASA





**Rajiv Gandhi University of Health Sciences, Bengaluru**  
**SUBBAIAH INSTITUTE OF MEDICAL SCIENCES AND RESEARCH CENTRE**  
 H.H ROAD, PURLE, SHIMOGA, KARNATAKA-577222  
**DEPARTMENT OF PEDIATRICS**  
 Paediatric Practical Examination

BATCH: B

DATE: 16/01/2017

Sl no	Name, Age, Sex	History	Relevant examination findings	Final Diagnosis
1	Kiranveeg boy	gen. fever	pedal oedema swelling @	MCNS - IRT Refractory.
2	Darshan 20m/Neel	Dev. Delay	niche atrophy	GDD
3	Harekith 3Yr/F	conv - 15d	all kerani	Chronic Akhna
4	Nikhalkhon 2 1/2 Yr - B	conv, ↑ fever	LVH, all conv, kerani	Acute - USD CCF, ↑ potassium
5	Vigay-12Y M	Dev. Delay	↑ tone, ↑ reflex	Spastic hemi plegia - cp.
6	Pomekh-6 1/2 Yr	swelling of face leg	gen. oedema.	nephrotic syndrome.
7	Kanru-5Yr/F	Dev. Delay, scales	↑ tone ↑ reflex	Spastic quadriplegia cp.
8	Nadru-18Y boy	not attained puberty.	SNR - I, short stature	Delayed puberty. Short stature.
9	Prithi-5Yr/F	gen. fever 3rd episode	pedal oedema.	② Nephrotic syndrome.
10	Nurthy-8Y boy	Dev. Delay -	② keraniorexia.	Post Encephalic sequence -

Principal  
 Subbaiah Institute of Medical Sciences  
 H.H Road, Purle, Shimoga, Karnataka  
 16/01/17

Dr. M. Prasad  
 SRINIVAS

Dr. M. Prasad

Dr. M. Prasad



**Rajiv Gandhi University of Health Sciences, Bengaluru**  
**SUBBAIAH INSTITUTE OF MEDICAL SCIENCES AND RESEARCH CENTRE**  
**H.H ROAD, PURLE, SHIMOGA, KARNATAKA-577222**  
**DEPARTMENT OF PEDIATRICS**  
**Paediatric Practical Examination**

BATCH: B

DATE: 16/01/2019

Sl no	Name, Age, Sex	History	Relevant examination findings	Final Diagnosis
1	Oliverdini Fever-also			Febrile Aca - Female bng. Neurology.
2				
3				
4				
5				
6				
7				
8				
9				
10				

Principal  
Subbaiah Institute of Medical Sciences  
H.H Road, Purle, Shimoga,  
Karnataka  
*[Signature]*

*[Signature]*  
Dr. MADHURAJ  
SPAINNARS  
*[Signature]*

*[Signature]*