

Confidential

MEDICAL COUNCIL OF INDIA
ASSESSMENT FORM FOR 150 ADMISSIONS REPORT

Part A-I
(to be filled by the Institution)

1.1 Type of Assessment

U/S 10A- Regular: Letter of Permission () 1st renewal (), 2nd renewal (), 3rd renewal (), 4th renewal ()

U/S 11 -Regular: Recognition (✓)

U/S 19 Continuation of Recognition Regular (--)

Any Other:

Note:

1. All rows/columns must be filled.
2. 'Not Applicable' should be clearly written wherever a required information is not relevant.
3. All pages of the A-I are to be signed by Dean/Principal/Director.

Name of the Institution : Navodaya Medical College

Address : #6-2-139/5, Navodaya Nagar, Mantralayam Road,
Raichur – 584 103, (Karnataka).

Telephone No. : 08532 – 223448, 223449, 223216

Date:

Signature with stamp Dean/Principal/Director

Navodaya Medical College
RAICHUR

E-mail : nmcprincipal@gmail.com

Fax : 08532 – 223216, 223070

Website : www.navodaya.edu.in

Management : Trust

Regn. no. of Society/Trust/Company: : KA2602

Consent/Affiliation from University : Ref. ACA/M-31/2016-2017, Letter dtd. 08.09.2016 (Continuation of affiliation for M.B.B.S. Course for the year 2016-17) issued by Rajiv Gandhi University of Health Sciences, Bangalore, Karnataka.

Period of Validity : Academic Year 2016-17

No. of seats as per Essentiality Certificate : Not Applicable
(Information not required for renewal/
recognition inspection)

Period of Validity : There is no expiry date

Assessment Date : 09th & 10th March 2017

Last Assessment Date : 17th & 18th November 2015 &
20.01.2017 (Evaluation of the process of conduct of examination for recognition of
increased intake i.e from 100-150)

*Copy of Continuation of Affiliation & Essentiality Certificate are enclosed as **ANNEXURE – I**

Date:

Signature with stamp, Dean/Principal/Director

Principal
Navodaya Health College
RAICHUR

1.2 For LOP ONLY: (Not Applicable since it is Recognition)

(a) Location: The applicant college is located in Raichur (city/village) of Raichur taluka Raichur district of Karnataka state.

(b) The College has following plots of land:

Plot #	Survey #	Place	Area	Remarks if any
	{ Not Applicable since it is Recognition }			

(c) The campus is unitary.

1.3 **Building Plan approval from the competent authority** : Approved by City Municipality, Raichur, Karnataka.
(name of the authority and date of approval).

I) **Navodaya Medical College**

Ground Floor : 22.06.2002

First & Second Floor : 03.01.2003

II) **Navodaya Medical College Hospital & Research center**

Ground Floor : 09.02.2001

First Floor : 04.06.2003

Second Floor : 03.03.2006

Third Floor : 29.10.2010


Date:

Signature with stamp Dean/Principal/Director

[Handwritten Signature]
PRINCIPAL
 Navodaya Medical College
 RAICHUR

III)	Staff Quarters & Boys Hostels		
	Staff Quarters & Boys Hostel	:	04.06.2003
	Staff Quarters	:	01.02.2005
	Staff Quarters	:	03.03.2006
IV)	Boys PG Hostels		
	Boys Hostel	:	04.06.2003
	Boys PG Hostel	:	29.04.2011
V)	Girls PG Hostels		
	Girls Hostel	:	24.01.2007
	Girls PG Hostel	:	29.04.2011
	Girls UG Hostel	:	01.02.2013
VI)	Non Teaching		
	Non Teaching Staff Quarters	:	24.01.2007

Date:


 Signature with stamp Dean/Principal/Director
 Navodaya Medical College
 RAICHUR

1.4 Buildings:

College : 23018.19 sq.mt.

Hospital (including OPD) : 38920.07 sq.mt.

Hostel & Residential complex : 27140.61sqmt & 7481.14 sqmt (respectively)

- **Additional information :**

- 1) 1912.00 sq.mt area of food court & 2030.33 sq.mt area of teaching staff quarters construction completed and occupied.
- 2) 2941.50 Sq.ft area of Lecture gallery of 350 seating capacity is under the process of completion.
- 3) Food court and New Play ground is available with in the campus.

1.5 Building Use/ Occupancy Certificate: approved by: Approved by City Municipality, Raichur, Karnataka.

1.6 Nearest airport: **Not Applicable** (Information not required for renewal/recognition inspection)

1.7 Nearest Railway Station: **Not Applicable** (Information not required for renewal/recognition inspection)

1.8 Water Supply: **Not Applicable** (Information not required for renewal/recognition inspection)

1.9 Electric supply: **Not Applicable** (Information not required for renewal/recognition inspection)

1.10 Generators: available/not available: Available (750KV).

1.11 Drainage & sewage disposal: **Not Applicable** (Information not required for renewal/recognition inspection)

1.12 Working Hours:

1. OPD Timings: 9am to 1pm & 4pm to 6pm ; Sunday & General Holidays: 9am to 1pm
2. College Timings: 8:30am to 4:30pm (1pm - 2pm Lunch Break)
3. Library Timings: 9 am to 11pm ; (Sundays & General Holidays: 10am to 1pm)

Date:

Signature with stamp Dean/Principal/Director

Navodaya Medical College
RAICHUR

1.13 Annual Budget: College & Hospital (Figures are Rs. in Lakhs)

Year	Current Financial Year 2016-17	
	College	Hospital
Salary		
- Doctors	2,789.66	541.13
- Resident/ Doctors	697.41	216.45
- Other Staff	1,162.36	324.68
Technical Training	59.49	22.14
Library & Education	98.56	57.48
Maintenance	85.53	782.77
Contingencies	877.22	12.91
Others	523.52	1490.82
Total	6,293.74	3448.38

Date:

Signature with stamp Dean/Principal/Director

Navodaya Medical College
RAICHUR

1.14 Paramedical staff (Nos.): Give details of technicians department wise:

Department	Technician	Assistant	Attendant	Other
Radiology	8 – Radiographic	4 – Dark room Asst.	---	Steno Typist – 1 Store Keeper – 1 Record Clerk - 1
Biochemistry	2	---	Lab Attendant - 2	Store Keeper cum clerk cum computer operator – 1 Sweepers – 2
Microbiology	6	---	Lab attendant - 2	Store keeper cum record clerk – 1 Steno cum computer operator – 1 Sweepers - 2
Serology	1	--		
Heamatology	2			
Histo-pathology	1		Lab attendant - 2	Steno cum computer operator – 1 Store keeper cum record clerk – 1 Sweepers - 2
Cytopathology	1			

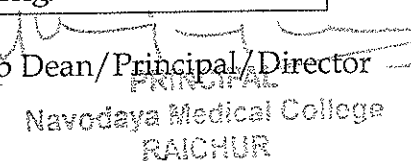
Date:

Signature with stamp Dean/Principal/Director
Navodaya Medical College
RAICHUR

OT	8	---	Lab Attendant -10	Steno Typist - 1 Store Keeper - 1 Record Clerk - 1 Sweepers - 5
Anesthesia	8	----	----	Steno Typist - 1 Store Keeper - 1 Record Clerk - 1
Blood Bank	6	---	Lab Attendant - 6	Store Keeper - 6 Record Clerk - 2
Labour Room	2	---	Lab Attendant -2	Sweepers - 2
Emergency Room	2	----	Lab Attendant -6	C.M.O. - 4 Staff Nurses - 6 Sweepers - 6
CSSD	8	8	Ward Boys - 8	Matron - 1 Staff Nurse - 4 Sweepers - 4
Mortuary	2	---	Lab Attendant -2	Sweepers - 2
Laundry				Supervisor - 2 Dhobi/Washer Man/Women - 12 Packers - 12
Electrical	3	2	Attendant - 4	Superintendent - 1 Supervisor - 1
Housekeeping	---	---	----	Ward Boys - 110 Ward Attendant - 110 Sweepers - 75
Bio-medical	2		Attendant - 2	Bio-medical Engineer - 1

Date:

Signature with stamp Dean/Principal/Director



Navodaya Medical College
RAICHUR

BWM	2		Attendant - 2	Bio-medical Engineer - 1
Pharmacy	Chief Pharmacist - 1	---	Asst. Pharmacist - 3	Helpers - 4 Computer Operator - 1

Department	Technician	Assistant	Attendant	Other
Anatomy	1	--	Dissection Hall Attendants - 4	Store Keeper cum clerk cum computer operator - 1 Sweepers - 2
Biochemistry	2	--	Lab attendant - 1	Store Keeper cum clerk cum computer operator - 1 Sweepers - 2
Physiology	1	--	---	Store Keeper cum clerk cum computer operator - 1 Sweepers - 2
Microbiology	7	--	Lab attendant - 2	Store keeper cum record clerk - 1 Steno cum computer operator - 1 Sweepers - 2
Pathology	4	--	Lab attendant - 2	Steno cum computer operator - 1 Store keeper cum record clerk - 1 Sweepers - 2
Forensic Medicine	2	--	Lab attendant - 2	Steno typist - 1 Store keeper cum


Date:

Signature with stamp Dean/Principal/Director

PRINCIPAL
Navodaya Medical College
RAICHUR

				record clerk cum computer operator - 1 Sweeper - 4
Community Medicine	1	--	---	Stenographers - 1 Record keeper cum clerk cum computer operator - 1 Store keeper - 1, Sweepers - 1
Pharmacology	--	----	Lab attendant - 2	Store keeper cum record clerk cum computer operator - 1 Sweepers - 2
UHC	2	--	--	Peon - 1, Van driver - 1, Store keeper - 1, Record Clerk - 1, Sweepers - 2
RHC	1	---	---	Peon - 1, Van driver - 1, Store keeper cum Record Clerk - 1, Sweepers - 2

Date:

Signature with stamp Dean/Principal/Director

 PRINCIPAL
 Navodaya Medical College
 RAICHUR

1.15 Nursing Staff available:

Category	No of Beds 865	
	Required Nos. At Recognition	Available Nos.
Staff Nurses	309	354
Sister Incharge / Nursing incharge	45	46
ANS	12	13
DNS	05	05
Nursing Suptd	01	01
Total	372	421

1.16 Medical Education Unit (MEU):

Available as per Regulations : Yes

Name of the MEU coordinator : Dr.BheemayyaBadesabh- Coordinator

Details of affiliated faculty : Professor, Department of Community Medicine,
Navodaya Medical College, Raichur, Karnataka.

Details of the Orientation programme and
Basic Course Workshop undergone by MEU }
Coordinator : 01 workshop on MET was conducted with total of 29
faculties trained. 03 orientation programmes & 03 research
Methodology workshops for PG's were conducted with total
of 181 people trained during 2013-16.

Date:

Signature with stamp Dean/Principal/Director

PRINCIPAL
Navodaya Medical College
RAICHUR


- Name of the MCI Regional Centre where above training has been undertaken : MCI Regional Training Center, J.N. Medical College, Belgaum, Karnataka.
- Date/s of the above workshops : 20th -22nd Nov 2013
- Details & Duration of Workshops in Medical Education Technology conducted by MEU : 1) Basic MET Workshop was conducted from 25th -27th July 2013 with a total of 29 faculties.
2) PG Orientation Programmes
- a) Research methodology & Postgraduate research – 5th August 2013 (1 day) , 3rd July 2014 (1 day)& 15th June 2015, 8 & 9th August 2016.
- b) Orientation to basic science – 6th to 20th August 2013 , 4th -19th July 2014 & 16-27th June-2015.
- c) On 8 & 9th August 2016 conducted Workshop on Research Methodology & Trained 64 PGs.
- Details of faculty who have undergone basic course workshop in *Medical Education Technology* at the allocated MCI Regional Centre (Feedback evaluation of workshops and action taken reports on the basis of feedback obtained comments in the annexure) : Details enclosed in **Annexure – II**

1.17 Continuing Medical Education :

- Details of CMEs/workshop organized by the college held in the past 1 year : A) 20 CME's / Workshops were conducted during the year 2014 – 16.
- B) 48 Interdepartmental Academic Programmes were held under the aegis of MEU involving Pre, Para & Clinical Departments, for post graduates students and faculty.

Date:

Signature with stamp Dean/Principal/Director


PRINCIPAL
Navodaya Medical College
RAICHUR


Details of the credit hours awarded for the past one year (details / comments in annexure) : 19 credit hours awarded for the past one year. Details enclosed (2015-16) in **Annexure- III**

1.18 College Council :

- Name, designation, contact no. and address of the President & Secretary. : The College council is headed by Dr. B. Vijayachandra, Principal as Chairperson and Dr. M. Rajashekar, Medical Superintendent as Co-ordinator.
- Composition of the Council (HODs as members & Principal / Dean as chairperson)

Composition	:	Chairperson	:	Dr. B. Vijayachandra - Principal - Prof. Dept. of Anatomy
		Co-ordinator	:	Dr. M. Rajashekar – Medical Superintendent
		Members	:	Head of all departments
- No. of times the College Council meets per year (min 4) : 18 Meetings conducted During the year 2016.
- Action taken report on College Council Meetings (details / comments in annexure) : Details enclosed in **Annexure - IV**

Date:


 Signature with stamp Dean/Principal/Director
 Navodaya Medical College,
 RAICHUR

1.19 PG Course: If the college is running PG course; Please mention the intake of PG seats subject wise

Sr No.	Subject	No. of Permitted seats	No. of Recognized seats
1	MS Anatomy	3	3
2	MD Physiology	4	4
3	MD Biochemistry	2	2
4	MD Pathology	3	3
5	MD Microbiology	3	3
6	MD Pharmacology	3	3
7	MD Community Medicine	2	2
8	MD General Medicine	8	8
9	MS General Surgery	5	5
10	MS Orthopaedics	6	4
11	MD Paediatrics	4	4
12	MD Radiology	4	4
13	MS OBG	4	4
14	MD Anaesthesia	4	4
15	MS ENT	2	2
16	MD Dermatology	3	3
17	MS Ophthalmology	2	2
18	MD Pulmonary Medicine	1	1

Date:

Signature with stamp Dean/Principal/Director

PRINCIPAL
Navodaya Medical College
RAICHUR

Diploma Courses:

Sr No.	Subject	No. of Permitted sets	No. of recognized seats
1	Diploma in Orthopaedics	2	2
2	Diploma in Child Health	3	3
3	Diploma in Obstetrics & Gynaecology	3	3
4	Diploma in Anaesthesia	3	3
5	Diploma in Oto-Rhino-Laryngology	1	1
6	Diploma in Ophthalmology	1	1

1.20 Clinical Material

Item	Daily average (for last 3 randomly selected months) as provided by institute (Feb, April, August)-2016
O.P.D. attendance (At the end of OPD timing)	1556
Casualty attendance (24 hrs. data)	85-90 9AM - 9AM

Date:

Signature with stamp Dean/Principal/Director

PRINCIPAL
Navodaya Medical College
RAICHUR

Item	Daily average (for last 3 randomly selected months) as provided by institute (Feb, April, August)-2016
No of admissions	152
No. of discharges	147
Bed occupancy: No of Beds occupied No of beds required Bed occupancy %	83%
<u>Operative Work</u>	
No, of major surgical operations	44
No. of minor surgical operations	55
No. of normal deliveries	06
No. of caesarian sections	04

Date:

Signature with stamp Dean/Principal/Director
 Navodaya Medical College
 RAICHUR

Item	Daily average (for last 3 randomly selected months) as provided by institute (Feb, April, August)-2016	
	O.P.D	I.P.D
<u>Radiological Investigations</u>		
X-ray	138	71
Ultrasonography	61	49
Barium, IVP etc.	05	04
C.T. Scan	21	
<u>Laboratory Investigations - No of Tests</u>	O.P.D	I.P.D
Biochemistry	363	369
Microbiology	230	145
Serology		
Haematology	1431	610

Date:

Signature with stamp Dean/Principal/Director
 Navodaya Medical College,
 RAICHUR

Item	Daily average (for last 3 randomly selected months)as provided by institute (Feb, April, Agust)-2016
Histopathology	20
<u>Cytopathology</u>	18
<u>Others</u>	05
Any other (HIV/AIDS, DOTs, Malaria etc)	212

1.21 College Website

Sr. No.	Details of information	Provided or not (with no & date)
1	Dean, Principal & M.S.	Provided January 2017
2	Staff-Teaching & non Teaching*	Provided January 2017
3	CME, Conference, academic activity conducted	Provided January 2017
4	Awards, achievements received by the faculty.	Provided January 2017
5	Affiliated university and its VC & Registrar.	Provided January 2017

Date:

Signature with stamp Dean/Principal/Director

PRINCIPAL
Navodaya Medical College
RAICHUR

Sr. No.	Details of information	Provided or not (with no & date)
6	Details of the MCs infrastructure a) Academic Facilities (LT, Demo rooms, Common rooms, Labs, Library, Skill lab, Computer Lab, Auditorium): b) Hospital: c) Residential Facilities: Hostel, Cafeteria, Mess, d) Recreation Facilities: Indoor & Outdoor e) Medical Facilities for Students & Staff	} Provided January 2017
7	Citizen Charter	Provided January 2017
8	List of students admitted category wise (UG & PG) in current and previous year.	Provided January 2017
9	Results of all examinations in previous year.	Provided January 2017
10	Details of members of the Anti Ragging Committee Members with contact details including landline Ph. mobile, email etc..	Provided January 2017
11	Toll free number to report ragging.	Provided January 2017
12	No. of ragging cases reported to Anti Ragging Committee and Action taken by Anti Ragging Committee.	Provided January 2017 No cases reported till date.

Date:

Signature with stamp Dean/Principal/Director
 PRINCIPAL
 Navodaya Medical College
 RAICHUR

Undertaking - To be given by the Dean/Principal of the Institute

I hereby given an undertaking that :

- (i) The college will admit students only after obtaining the permission from Central Govt.
- (ii) In the event of this declaration turning out to be either incorrect or any part of this declaration subsequently turning out to be incorrect or false, it is understood and accepted that the undersigned shall be responsible for any such misdeclaration or misstatement.
- (iii) In case, the declaration made by me is found to be false in any material point then necessary Civil / Criminal proceedings, including prosecution under Section 199 of the Indian Penal Code, 1860, may be initiated against me by the Competent Authority.
- (iv) The college has obtained all requisite statutory approvals.
- (v) The college has fulfilled all requirements as per the applicable Minimum Standard Requirement for the Medical College Regulations, 1999.
- (vi) The mandatory requirements laid down by the Persons with Disabilities Act are met by the college

Date:

Signature with stamp Dean/Principal/Director

PRINCIPAL
Navodaya Medical College
RAICHUR

Dx No - 182432

Date - 14-3-17

1

MEDICAL COUNCIL OF INDIA
ASSESSMENT FORM FOR 150 MBBS ADMISSIONS REPORT
(INCREASE IN ADMISSION CAPACITY FROM 100 TO 150)

Part A-II

(To be filled by the Assessors)

1.1 Type of Assessment

U/S 10A-regular/compliance: Letter of Permission (), 1st renewal (), 2nd renewal (), 3rd renewal (), 4th renewal ()


U/S 11- Recognition - Regular (✓)

Continuation of Recognition / Compliance : Not Applicable

Any Other:


Name of the Institution	:	Navodaya Medical College		
Address	:	#6-2-139/5, Navodaya Nagar, Mantralayam Road, Raichur - 584 103, (Karnataka)		
Telephone No.	:	08532 - 223448 , 223449 , 223261		
E-mail	:	nmcrcprincipal@gmail.com		
Council Letter No & Date	:	MCI 37(1)UGYRecg 11/2017-18 Med/ dated : 06-03-2017		
Assessment Date:	09 th & 10 th March 2017	Last Assessment Date :	17 th & 18 th November 2015 & 20.01.2017 (Evaluation of the process of conduct of examination by the university)	
PG Courses	:	Yes		

Signatures of the Assessors


Dr. Abhivardhan (Co-ordinator) 10/3/17


Dr. B.K. Bejjur (Member) 10/3/17


Dr. N. Neelamika (Member) 10/3/17


Principal 10/3/17
Navodaya Medical College

Particulars of Assessors

	Correspondence Address	Contact No	Email
Dr.D.Abhivardhan (Co-ordinator)	Professor, Deptt. of Surgery, Rangaraya Medical College, Kakinada,Andhra Pradesh	9848473655	abhivardhandadi@gmail.com
2. Dr. B.K. Bezbaruah,	Professor, Deptt. of Pharmacology, Gauhati Medical College, <u>Guwahati, Assam.</u>	Mob: 09864066772	E-mail: bez_bikki@yahoo.co.in
3. Dr. N. Neelambikai,	Professor, Deptt. of Physiology, Coimbatore Medical College, <u>Coimbatore, Tamilnadu</u>	Mob – 09361509090, 9566728663	Email – natarajanneela@gmail.com

1.2 The College has following plots of land:

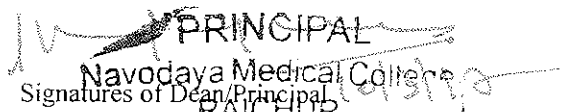
The campus is.	Unitary
----------------	---------

- 1.3 **Dean/Principal:** Dr. B. Vijayachandra, M.S. with 36 years 11 Months of teaching experience - 22yrs 6Months professor & 4 yrs 5 months of experience of Asso Prof and 10 Years experience of Asst. prof. He is also holding the post of Professor in the Department of Anatomy.

Signatures of the Assessors 
Dr. Abhivardhan (Co-ordinator)


Dr. B.K. Bezbaruah (Member)


Dr. N. Neelambikai (Member)



PRINCIPAL
Navodaya Medical College
Signatures of Dean/Principal
RAICHUR

Dean Office is located in ground floor of the college/building along with the administrative block. Adequate space (as per MSR guidelines by MCI) and other required facilities (as given in the table below) are provided to the administrative staff.

Office Space Requirement	Requirement Space (mts)	Available
Dean/Principal Office	36 Sq.m.	66.67 Sq.m.
Staff Room	54 Sq.m.	56.00 Sq.m.
College Council Room	80 Sq.m.	104.66q.m.


1.4 Medical Education Unit (MEU):

Available as per Regulations	:	Yes
Name of the MEU coordinator	:	Dr. Bheemayya Badesab – Coordinator
Name, Designation & Experience of affiliated faculty	:	Dr. Bheemayya Badesabh – Professor & Head, Community Medicine, Navodaya Medical College, Raichur Trained in Basic course on MET workshop at Regional Centre, J N Medical College, Belgaum from 20 th to 22 nd Nov 2013.[Enclosed as Annexure-I]
Name of the MCI Regional (Nodal) Centre where above training has been undertaken	:	MCI, Regional Training Centere, JN Medical College, Belgaum, Karnataka.
Details of the Orientation programme and Basic Course Workshop undergone by MEU(No. of programmes organized during Academic year, No. of People attended, proceedings (to be verified at the time of assessment)	:	01 workshop on MET was conducted with total of 29 faculties trained. No. of programmes organized during 2014-16 are 03 orientation programmes & 3 Research methodology workshops were conducted

Signatures of the Assessors  **Dr. Abhivardhan** (Co-ordinator)

 **Dr. B.K. Bezbaruah** (Member)

 **Dr. N. Neelamika** (Member)

 **PRINCIPAL**
Navodaya Medical College
RAICHUR

	:	with total of 181 faculty/PGs trained.
Date/s of the above workshops	:	25 th - 27 th July 2013, 4 th to 20 th August 2013, 3 rd to 19 th July 2014 & 16-27 th June 2015, 8-9 th August 2016.
Details & Duration of Workshops in Medical Education Technology conducted by MEU	:	<ol style="list-style-type: none"> 1) Basic MET Workshop was conducted from 25th - 27th July 2013 with a total of 29 faculties. 2) PG Orientation Programmes <ol style="list-style-type: none"> a) Research methodology & Postgraduate research - 5th August 2013 (1 day) & 3rd July 2014 (1 day), 15th June 2015. b) Orientation to basic science - 6th to 20th August 2013, 4th -19th July 2014, 16-27th June 15. c) On 8 & 9th August 2016 conducted Workshop on Research Methodology & Trained 64 PGs
Details of faculty who have undergone basic course workshop in <i>Medical Education Technology</i> at the allocated MCI Regional Centre	:	} Details enclosed in Annexure-I
Details of faculty who have undergone advanced course workshop in <i>Medical Education Technology</i> at the allocated MCI Regional Centre	:	
Feedback evaluation of workshops and action taken reports on the basis of feedback obtained	:	

1.5 Continuing Medical Education :

No and Details of CMEs/workshop organized by the college held in the past 1 year	:	A) Total 20 CME's / Workshops were conducted During the year 2014-16.
--	---	---

Signatures of the Assessors **Dr. Abhivardhan** (Co-ordinator)

Dr. B.K. Bezbaruah (Member)

Dr. N. Neelamikal (Member)


Signatures of Dean **PRINCIPAL**

Navodaya Medical College

	B) 48 Interdepartmental Academic Programmes were held under the aegis of MEU involving Pre, Para & Clinical Departments, for post graduates students and faculty.
Details of the credit hours awarded for the past one year	Credit Hours are credited for the past one year(2015-16)-19 Credit Hrs. Details enclosed(2013-15) as Annexure-II


1.6 College Council :

Name, designation, contact no. and address of the President & Secretary.	: The College council is headed by Dr.B.Vijayachandra, Principal as Chairperson and Dr. Rajashekar, Medical Superintendent as Co-ordinator.
Composition of the Council (HODs as members & Principal / Dean as chairperson)	Composition: Chairperson : Dr. B. Vijayachandra Principal – Prof. Dept. of Anatomy. Co-ordinator : Dr. Rajashekar Medical Superintendent Members : Head of all Depts.
No. of times the College Council meets per year (min 4)	: 18 Meetings conducted in the year 2016

Signatures of the Assessors  **Dr. Abhivardhan** (Co-ordinator)

 **Dr. B.K. Bezbaruah** (Member)

 **Dr. N. Neelamikai** (Member)

 **PRINCIPAL**
Signatures of Dean/Principal
Navodaya Medical College
RAICHUR

Details of college Council meetings where students Welfare was discussed and Action taken report (details / comments in annexure)	Details enclosed in Annexure-III
--	---

1.7 Pharmacovigilance Committee : Present

No of meeting in the previous yrs. 03 (Minutes to be checked) : Details enclosed as **Annexure-IV**


1.8 Examination Hall:

Requirement	Available
No - 1/2/3 Area - 250 Sq. mt. Capacity - 250	1 - 408.77 SqMt 2- 558.83 sq mt

1.9 Lecture Theatres:

	Medical college		Hospital		Comments
	Req	Available	Req	Available	
Number	4	4	1	1	
Capacity	180	180	200	275	
Type (Gallery)	Yes		Yes		
A.V. Aids	Yes		Yes		

Signatures of the Assessors


Dr. Abhivardhan (Co-ordinator)

Dr. B.K. Bezbaruah (Member)

Dr. N. Neelamikal (Member)

Signatures of Head Principal

 PRINCIPAL

RAICHIR 12

1.10 Library

Air-conditioned - Yes

Working Hours:

- a. Stack room : } 9 am to 11pm midnight- On all working days.
 b. Reading room : } (Sundays & General Holidays: 10am to 1pm)

	Required	Available	Remarks
Area	2400 Sq.m.	3908.44 Sq.m.	
Student Reading Room (Inside)	150 Capacity	252 Capacity	
Student Reading Room (Outside)	150 Capacity	150 Capacity	
Staff Reading Room	30 Persons	96 Persons	
Room for Resident/PG reading room	-	68 Persons	
Particulars	Required Nos.	Available Nos.	Remarks
No of Books	7000	15977	
Journals (Indian)	42	64	
Journals (Foreign)	18	52	
Internet Nodes	40	UG - 50 & PG - 32	

List of staff available, books, journals(Indian & foreign) and e-journals are enclosed in Annexure -V

1.11 Common Room for Boys & Girls

	Area Required Sq. Mt.	Available Area Sq. Mt.	Toilet - Attached Y/N
Boys	150 Sq. Mt	152 Sq. Mt	YES
Girls	150 Sq. Mt	160 Sq. Mt	YES

1.12 Central Photography Section: Available Yes.
 Staff Yes
 Equipments Yes

Signatures of the Assessors **Dr. Abhivardhan** (Co-ordinator)

Dr. B.K. Bejbaruah (Member)

Dr. N. Neelamika (Member)

Signatures of Dean/Principal **Navodara**

1.13 Hostel: Location – Within campus

Hostel Category	Required Capacity At Recognition	Available Capacity (No Rooms X capacity of each room = Total capacity)	Furnished (Y/N)	Toilet Facility Adequate/ Inadequate	Mess (Y/N)	Hygiene of Hostel campus Y/N	Visitor room, AC Study room with internet & Computer, Recreation room with TV, Music, Indoor Games Y/N	Remarks																																																									
UG Students@75 % Capacity	565	<p>(No Rooms X capacity = Total capacity)</p> <table> <tr> <td>Ground Floor</td> <td>34</td> <td>X 2</td> <td>= 68</td> <td rowspan="3">} Boys</td> </tr> <tr> <td>First Floor</td> <td>36</td> <td>X 2</td> <td>= 72</td> </tr> <tr> <td>Second Floor</td> <td>36</td> <td>X 2</td> <td>= 72</td> </tr> <tr> <td></td> <td>106</td> <td>X 2</td> <td>= 212</td> <td></td> </tr> <tr> <td>Ground Floor</td> <td>19</td> <td>X 2</td> <td>= 38</td> <td rowspan="3">} Boys</td> </tr> <tr> <td>First Floor</td> <td>19</td> <td>X 2</td> <td>= 38</td> </tr> <tr> <td>Second Floor</td> <td>19</td> <td>X 2</td> <td>= 38</td> </tr> <tr> <td></td> <td>57</td> <td>X 2</td> <td>= 114</td> <td></td> </tr> <tr> <td>Ground Floor</td> <td>49</td> <td>X 2</td> <td>= 98</td> <td rowspan="3">} Boys</td> </tr> <tr> <td>First Floor</td> <td>51</td> <td>X 2</td> <td>= 102</td> </tr> <tr> <td>Second Floor</td> <td>60</td> <td>X 2</td> <td>= 120</td> </tr> <tr> <td></td> <td>160</td> <td>X 2</td> <td>= 320</td> <td></td> </tr> <tr> <td colspan="2"></td> <td>TOTAL = 646</td> <td></td> <td></td> <td></td> <td></td> <td></td> <td></td> </tr> </table>	Ground Floor	34	X 2	= 68	} Boys	First Floor	36	X 2	= 72	Second Floor	36	X 2	= 72		106	X 2	= 212		Ground Floor	19	X 2	= 38	} Boys	First Floor	19	X 2	= 38	Second Floor	19	X 2	= 38		57	X 2	= 114		Ground Floor	49	X 2	= 98	} Boys	First Floor	51	X 2	= 102	Second Floor	60	X 2	= 120		160	X 2	= 320				TOTAL = 646						
Ground Floor	34	X 2	= 68	} Boys																																																													
First Floor	36	X 2	= 72																																																														
Second Floor	36	X 2	= 72																																																														
	106	X 2	= 212																																																														
Ground Floor	19	X 2	= 38	} Boys																																																													
First Floor	19	X 2	= 38																																																														
Second Floor	19	X 2	= 38																																																														
	57	X 2	= 114																																																														
Ground Floor	49	X 2	= 98	} Boys																																																													
First Floor	51	X 2	= 102																																																														
Second Floor	60	X 2	= 120																																																														
	160	X 2	= 320																																																														
		TOTAL = 646																																																															

 Y | Y | Y | Y | Y | || Interns@ 100% Capacity | 150 | (No Rooms X capacity = Total capacity) | | | | | |--------------|----|-----|------| | Ground Floor | 33 | X 2 | = 66 | |--------------|----|-----|------| | Y | Y | Y | Y | Y | |
Signatures of the Assessors **Dr. Abhivardhan** (Co-ordinator)**Dr. B.K. Bezbaruah** (Member)**Dr. N. Neelamika** (Member)

Signatures of Dean/Principal

		Ground Floor 14 X 2 = 28 First Floor 14 X 2 = 28 Second Floor 14 X 2 = 28 42 X 2 = 84 Total = 150	Girls						
Resident@ 100% Capacity including PG	85	(No Rooms X capacity = Total capacity) Ground floor 13 X 2 = 26 First floor 16 X 2 = 32 Second floor 16 X 2 = 32 45 X 2 = 90 } Old } Boys } Hostel Ground floor 12 x 1 = 12 First floor 12 x 1 = 12 Second floor 12 x 1 = 12 36 x 1 = 36 } Boys Ground floor 21 X 1 = 21 First floor 21 X 1 = 21 Second floor 21 X 1 = 21 63 X 1 = 63 } New } Boys } Hostel Ground floor 15 x 2 = 15 First floor 15 x 2 = 15 Second floor 15 x 2 = 15 45 x 2 = 90 } Girls Total = 279		Y	Y	Y	Y	Y	
Nurses@ 20% Capacity	75	(No Rooms X capacity = Total capacity) Ground floor 16 X 3 = 48 03 X 1 = 03							

Signatures of the Assessors *Dr. Abhivardhan*
 Dr. Abhivardhan (Co-ordinator)

Dr. B.K. Bezbaruah
 Dr. B.K. Bezbaruah (Member)

Dr. N. Neelamikal
 Dr. N. Neelamikal (Member)

Principal
 Signatures of **PRINCIPAL**
 Navodaya Medical College

	First floor	34	X	3	= 102	Y	Y	Y	Y	Y	
	Second floor	34	X	3	= 102						
		45	X	2	= 255						


Residential Quarters:

Category	Required Nos.	Available Nos.	Remarks
Teaching Staff @ 20% Capacity	26	52 (34%)	
Non-Teaching Staff @ 20% Capacity	36	36(22%)	


1:14 Recreational Facilities:


Outdoor games	Yes
Play field/s	Available
Type of games	Cricket, Volleyball, Shuttle
Indoor games facilities	Yes, Chess, Carrom, Table Tennis
Gymnasium	Available

1.15 Gender Harassment Committee -: Yes Available (Documents to be seen at the time of assessment)


Signatures of the Assessors **Dr. Abhivardhan** (Co-ordinator)


Dr. B.K. Bezbaruah (Member)


Dr. N. Neelamika (Member)


PRINCIPAL
Signatures of Deemed Medical College
Navodaya
RAICHUR

TEACHING HOSPITAL

2.1 Name of the Hospital : Navodaya Medical College Hospital & Research Center, Raichur


Owned by : Trust

2.2 Name of the Medical Superintendent : Dr. M. Rajashekar, MS. E.N.T. , Prof in E.N.T. with 15 years of administrative experience

	Space Requirement	Availability
Medical Supdt's Office	36 Sq.m.	38.22 Sq.m.
Administrative Office	150 Sq.m.	152 Sq.m.

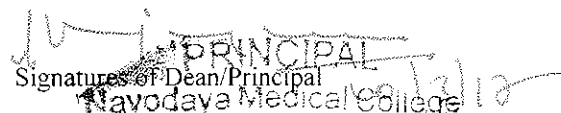
2.3 Teaching and other facilities :

OPD Timings	:	09.00 A.M. to 01.00 P.M. & 04.00 P.M. to 06.00 P.M
Separate Registration areas for male/female patients available	:	Yes
Separate Registration counters for OPD/IPD	:	Available
Are the Registration counters computerized	:	Yes with ICD X coding available for disease classification

Signatures of the Assessors  Dr. Abhivardhan (Co-ordinator)

 Dr. B.K. Bezbaruah (Member)

 Dr. N. Neelamikai (Member)


 Signatures of Dean/Principal
Navodaya Medical College
RAICHUR

Staff for registration center	:	Available.
Waiting areas for above patients available	:	Yes
No. of rooms for examination of patients	:	Yes, 05 Rooms available in each departmental OPD six cubicals for OPD and a separate cubical for unit chief.
Capacity of teaching area in each department	:	Yes, 70 students / department present, with infrastructure for projection and demo.
Enquiry Desk	:	yes

2.4 Facilities available in OPD

Medicine Injection room - Male - Female	Yes Yes	E.C.G. Room	Yes
Surgery Dressing room - - Male - Female	Yes Yes Yes	Minor OT	Yes as per speciality
Orthopaedics Plaster room Dressing room - - Male - Female	Yes Yes Yes	Plaster cutting room	Yes
Ophthalmology	Refraction Rooms		Yes

Signatures of the Assessors




Dr. Abhivardhan (Co-ordinator)



Dr. B.K. Becharan (Member)



Dr. N. Neelamikal (Member)



Signatures of Dean/Principal

PRINCIPAL

Sri Jayadeva Medical College

	Dark Rooms	Yes
	Dressing Rooms / Minor Procedure Room	Yes
ENT	Audiometry (AC & Sound proof)	Yes
	Speech Therapy	Yes
Pediatrics	Child Welfare Clinic	Yes
	Immunisation Clinic	Yes
	Child Rehabilitation Clinic	Yes
OBS & GYN	Antenatal Clinic	Yes
	Infertility Clinic	Yes
	Family Welfare Clinic	Yes
	Cancer Detection Clinic	Yes

Comments : -

2.5 Total Number Of Teaching Beds - Distance between two beds should be 1.5m.

Teaching Hospitals in Campus with Total Beds 865. (Teaching hospital is within campus)

Teaching Hospitals in Outside the Campus (_____ Kms. from the campus) with Total Beds: **NOT APPLICABLE**.


Department	Ward Nos.	Beds Required	Total Beds Available	Total Admitted Patients	Facilities Available in Each Ward						Remarks
					Nursing Station Y/N	Exam/Treat Room Y/N	Pantry Y/N	Store Room Y/N	Duty Room Y/N	Demo Room (25 Capacity) Y/N	
Gen. Medicine	06	150/5	150/5	141	Y	Y	Y	Y	Y	Y	

Signatures of the Assessors



Dr. Abhivardhan (Co-ordinator)


Dr. B.K. Bezaruah (Member)


Dr. N. Neelamikal (Member)


Signatures of Dean/Principal

Navodaya Medical College
RAICHUR

Department	Ward Nos.	Beds Required	Total Beds Available	Total Admitted Patients	Facilities Available in Each Ward						Remarks
					Nursing Station Y/N	Exam/Treat Room Y/N	Pantry Y/N	Store Room Y/N	Duty Room Y/N	Demo Room (25 Capacity) Y/N	
Pediatrics	05	90/3	110/3	93	Y	Y	Y	Y	Y	Y	
TB & Respiratory Medicine	04	20/1	30/1	21	Y	Y	Y	Y	Y	Y	
Psychiatry	02	15/1	15/1	11	Y	Y	Y	Y	Y	Y	
Dermatology	04	15/1	60/2	48	Y	Y	Y	Y	Y	Y	
Gen. Surgery	07	150/5	150/5	112	Y	Y	Y	Y	Y	Y	
Orthopedics	05	90/3	120/4	103	Y	Y	Y	Y	Y	Y	
Ophthalmology	03	15/1	60/2	49	Y	Y	Y	Y	Y	Y	
ENT	02	15/1	60/2	45	Y	Y	Y	Y	Y	Y	
OB & GYN	05	90/3	110/3	94	Y	Y	Y	Y	Y	Y	
Total	44		865	717	Y	Y	Y	Y	Y	Y	

2.6 Clinical material (*Random verification to be done by the Assessor).

Assessor should randomly verify the monthly data and fill accordingly in the daily average columns, specifying the months

Item	On Day of assessment	Remarks
O.P.D. attendance at 2.00 PM On first day : 09-03-2017	1549	Oct 2016 : 1422 Dec 2016 : 1504 Feb 2017 : 1634

Signatures of the Assessors **Dr. Abhivardhan** (Co-ordinator)

Dr. B.K. Bezbaruan (Member)

Dr. N. Neelamikai (Member)

Signatures of Dean/Principal
PRINCIPAL
Navodaya Medical College

Item	On Day of assessment		Remarks
Casualty attendance (24 hrs. data)	78		
No of admissions	135		
No. of discharges	131		
Bed occupancy% at 10.00AM on first day	83% (717 Patients out of 865 Beds)		
Operative Work			
No. of major surgical operations	44		
No. of minor surgical operations	53		
No. of normal deliveries	05		
No. of caesarian sections	07		
Radiological Investigations	O.P. D	I.P.D	
X-ray	163	82	
Ultrasonography	74	62	
Barium, IVP etc.	10		
C.T. Scan	23		

Item	Day of assessment		Remarks
Laboratory Investigations - No. of Tests	O.P. D	I.P.D	
Biochemistry	384	412	
Microbiology	261	189	
Serology	211		

Signatures of the Assessors **Dr. Abhivardhan** (Co-ordinator)

Dr. B.K.Bezbaruah (Member)

Dr. N.Neelamikai (Member)

Signatures of Dean/Principal
Navodaya Medical College
 RAICHUR

Item	Day of assessment		Remarks
	O.P. D	I.P.D	
Laboratory Investigations - No. of Tests			
Hematology	1573	587	
Histopathology	24		
Cytopathology	22		




- 2.7 Medical Record Section : Available
Manual / Computerized : Computerized
ICD X classification of diseases followed for indexing : Yes

2.8 Central Casualty Services :

No of Beds: Required 25 - Available 25

- Number of doctors posted / Shift : 01 in each shift. CMO - Required 04 Available 05
- Number of nurses posted / Shift : 03 in each shift
- Separate casualty for OBGY cases : 05 Beds Available.

Equipment	Availability	Number
Central Oxygen & suction facility	Available, Centralized Medical gas system Oxygen, Suction & Air	Oxygen & suction facility is available for 25 beds
Pulse Oximeter	Available	12
Ambu bag	Available	10

Signatures of the Assessors  **Dr. Abhivardhan** (Co-ordinator)  **Dr. B.K. Bezbaruah** (Member)  **Dr. N. Neelamikal** (Member)

 **PRINCIPAL**
Signatures of Dean/Principal
Navodaya Medical College,
RAICHUR

Equipment	Availability	Number
Disaster trolley	Available	02
Crash Cart	Available	02
Emergency Drug Tray	Available	02
Defibrillator	Available	03
Ventilator	Available	03
X-ray Unit - (Mobile)	Available	01
Minor OT	Available	01

Comments: Adequately staffed and equipped verified physically

2.9 Clinical Laboratories

Central Clinical Laboratory: Under control of department of Pathology


Separate sections for pathology, microbiology, hematology & biochemistry: Available at Central Laboratory (Hospital)

2.10 Operation theatres:

Type	Requirement	Available	Remarks
Major	11	14	
Minor	02	5	


2.11 Equipment available in O. T. Block (Specify numbers) :

DEPT	Theatres Nos.	A/C Y/N	Central Oxy / Nitrous Oxide Y/N	Anesthesia Machine Y/N	Multipara Monitor with Capnograph Y/N	Defibrillators Y/N	Infusion Pumps Y/N	Remarks

Signatures of the Assessors 
Dr. Abhivardhan (Co-ordinator)


Dr. B.K. Behera (Member)


Dr. N. Neelamikal (Member)


PRINCIPAL
Signatures of Dean/Principal
RAJCHUR 13/12

DEPT	Theatres Nos.	A/C Y/N	Central Oxy / Nitrous Oxide Y/N	Anesthesia Machine Y/N	Multipara Monitor with Capnograph Y/N	Defibrillators Y/N	Infusion Pumps Y/N	Remarks
Gen Surgery	03	Yes Available	Yes Available	Yes	Yes-3	Yes-2	Yes-3	
ENT	01	Yes Available	Yes Available	Yes	Yes-1	Yes-1	Yes-2	
Ophthal	02	Yes Available	Yes Available	Yes	Yes-2	Yes	Yes-1	
Ortho	02	Yes Available	Yes Available	Yes-2	Yes-2	Yes-1	Yes-2	
OBS & GYN	03	Yes Available	Yes Available	Yes-3	Yes-3	Yes-1	Yes-3	
Emergency	01	Yes Available	Yes Available	Available	Available	Available	Available	
Septic	01	Yes Available	Yes Available	Yes-1	Yes-1	Yes-1	Yes-1	

2.12 Intensive Care: Following intensive areas are available :

Type	Beds (Required)	Beds (Available)	Patients on day of assessment	AC Y/N	Central Oxygen/ Suction Y/N	Major Equipment (Monitor, Ventilator, ABG, Pulse Oximeter etc.) Y/N	Remarks if any
ICCU	5	8	7	Y	Y	Y	-

Signatures of the Assessors




Dr. Abhivardhan (Co-ordinator)

Dr. B.K. Bezbaruah (Member)

Dr. N. Neelamika (Member)

Signatures of Dean/Principal College


PRINCIPAL
Navodaya College
RAIPUR

ICU	5	5	<u>5</u>	Y	Y	Y	-
SICU	5	5	<u>5</u>	Y	Y	Y	-
NICU/PICU	5	10 / 5	<u>9/4</u>	Y	Y	Y	-

2.13 Labour Room

Rooms	Beds	Remarks
Clean Cases	06	4 Cases
Septic Cases	01	0
Eclampsia	01	1 Case

2.14 Radiological Facilities:

Equipment	Required no.	Available no.	AERB Approval Y/N	Functional Status at the time of assessment Y/N	Remarks if any
Mobile X Ray			Y	Y	
60 mA	<u>03</u>	<u>06</u>			
100 mA	<u>03</u>	<u>03</u>			

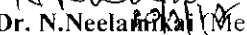
Signatures of the Assessors



Dr. Abhivardhan (Co-ordinator)



Dr. B.K. Bezbaruah (Member)



Dr. N. Neelam (Member)

Signatures of Dean/Principal



PRINCIPAL
Navodaya Medical College
RAICHUR

Static X Ray			Y	Y	
300 mA : ___ No.	<u>02</u>	<u>01</u>			
500 mA : ___ No.	---	<u>01</u>			
600mA : ___ No.	<u>02</u>	<u>02</u>			
800 mA ___ No	<u>02</u>	<u>02</u>			
1000mA ___ No.	--	--			
IITV & Fluroscopy	02	03			
CT Spiral Minimum (16 Slice spiral)	01	01(16 slice spiral)	Y	Y	

Annexure- VI

Equipment	Required no.	Available no.	PNDT Approval Y/N	Functional Status at the time of assessment	Remarks if any
USG :	03(color)	04	Y	Functional	

Annexure- VI

2.15 **Blood Bank:**Available and functional: **Yes**

Number of units dispensed in a day : 25

Number of units stored on day of assessment : 86

License valid up to : **13-07-2018** (LICENCE NUMBER AND COPY TO BE APPENDED AS ANNEXURE-VII)

Blood Separation Facility - Available

2.16 **Pharmacy :** Pharmacist/Staff available:

Supervised by whom : Mr. Ashwathnarayan – Chief Pharmacist

Qualification of pharmacist Incharge : M. Pharm

No. of other staff:

Signatures of the Assessors **Dr. Abhivardhan** (Co-ordinator)**Dr. B.K. Becharuan** (Member)**Dr. N. Neelamikal** (Member)

Signatures of Dean/Principal Medical College

Navodaya Medical College
RAICHUR

:	Mr. Basavanthraya,	Asst. Pharmacist	B. Pharm
	Mrs. Saraswati	Asst. Pharmacist	B. Pharm
	Mr. Nanda Kishore	Asst. Pharmacist	D. Pharm
	Mrs. Ashwani	Computer Operator	
	Mr. Ramswamy	Helper	
	Mr. Narayan desai	Helper	
	Mr. Laxmi	Helper	
	Mr. Tippangouda	Helper	

- No. of sub-stores located in different parts of hospital: Yes, 2 Sub-stores Available
- Average no. of patients per day given drugs : 1200-1300 outdoor & 750-800 indoor.

2.17 Central Sterilization Department :

- Timings : 24 Hours
- Shifts : 3 Shifts
- Equipment: Horizontal autoclaves 03 / : Available
Vertical autoclaves 02, bowl sterilizer 01 &
instrument washing machine & disinfecting.
- ETO Sterilisers: Available, 1No.

Signatures of the Assessors



Dr. Abhivardhan (Co-ordinator)



Dr. B.K. Bezbaruah (Member)



Dr. N. Neelamika (Member)

Signatures of Dean/Principal



PRINCIPAL
Navodaya Medical College
RAJCHUR

- No. of Bins 160-190, Trays 150-180, Packs sterilized 12-14/day. And bins 195 Trays 175, packs 75 sterilized on day of assessment :
- Separate receiving and distribution points : Yes
- Staff : Adequate Incharge : Mrs. Kala & Mr. Abdul Rahman

2.18 Intercom: Available : Yes

No. of incoming lines : 08 ; No. of extension lines: 180

2.19 Central laundry / Alternative Arrangements:

In House: Available


Type of Laundry : Mechanized

2.20 Kitchen / Alternative Arrangements


- In-House: Available
- Food free of charge: yes Number of patients : 675-720
- Provision of special diet: yes
- Services of a nutritionist/dietician: Available

2.21 Total no. of Canteens	:	04
For staff	:	01
For students	:	03

In addition well furnished food court with mechanized kitchen is available in the centre of campus

Signatures of the Assessors  **Dr. Abhivardhan** (Co-ordinator)

 **Dr. B.K. Bezbaruah** (Member)

 **Dr. N. Neelamikai** (Member)

 **PRINCIPAL**
Navodaya Medical College
RAICHUR

2.22 Arrangements for Biomedical Waste Management.

Mention the State Pollution Control Board Policy in this regards if any (In-House/Through Central Agency):
Through Central Agency

Authorisation Certificate from State Pollution Control Board : Available. **Annexure - VIII**

- Outsourced/in-house : Outsourced (if outsourced, append MOU) (If in-house, please specify details of facilities available)

2.23 Central Research Lab:


- Available – Yes
- Facilities – Adequate
- Research Projects: PG dissertation work and ICMR Sponsored projects.

2.24 Nursing staff :

Nursing staff: Category	No of Beds 865	
	Required Nos.	Available Nos.
Staff Nurses	309	354
Sister Incharge / Nursing sister	45	46
ANS	12	13
DNS	05	05
Nursing Suptd	01	01
Total	372	419

Paramedical And Non teaching staff	Required Nos.	Available Nos.
	182	335

Signatures of the Assessors


Dr. Abhivardhan (Co-ordinator)


Dr. B.K. Bezbaruah (Member)


Dr. N. Neelamika (Member)


PRINCIPAL
 Alayodaya Medical College

MEDICAL COLLEGE

3.1 **College Website:** (to be updated every month with no & date)

Address : www.navodaya.edu.in

Sr. No.	Details of information	Provided or not (with no & date)
1	Dean, Principal & M.S.	Provided January 2017
2	Staff-Teaching	Provided January 2017
3	Affiliated university and its VC & Registrar.	Provided January 2017
4	Citizen Charter	Provided January 2017
5	List of students admitted category wise (UG & PG) in current and previous year.	Provided January 2017
6	Results of all examinations in previous year.	Provided January 2017
7	Details of members of the Anti Ragging Committee Members with contact details including landline Ph. mobile, email etc..	Provided January 2017
8	Details of members of the Gender Harassment Committee Members with contact details including landline Ph. mobile, email etc.	Provided January 2017
9	Toll free number to report ragging.	Provided January 2017

3.2 **Teaching Programme:**

Didactic teaching	Yes
Demonstration	Yes
Integrated teaching	Yes

Signatures of the Assessors **Dr. Abhivardhan** (Co-ordinator)

Dr. B.K. Bejjanahalli (Member)

Dr. N. Neelamkali (Member)

Signatures of Dean/Principal

PRINCIPAL
Navodaya Medical College
RAICHUR
20/1/17

(Horizontal/Vertical teaching)	
Clinical posting	Yes
Clinical Pathological Conference	Yes
Grand Rounds	Yes
Statistical Meeting	Yes
Seminars	Yes

3.3 Anatomy

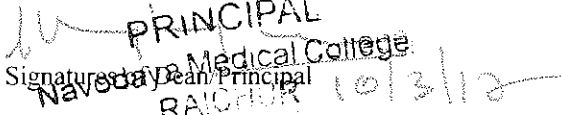
Required	Available	Required	Available
Demonstration Room/s • No <u>2</u> • Capacity - 75 to 100 students	Available	AV Aids: : over head projector, videos, slide projector, T.V	Available
• Number of practical laboratory/ies - 2 • Number of Lab seats <u>150</u> • Number of microscopes <u>90</u> Dissection Microscopes <u>5</u>	Available	Museum: <u>35</u> seating capacity • Mounted specimens • Models - Wet & Dry • Bone Sets - Articulated- <u>7</u> & Disarticulated- <u>35</u> • MRI & CT 1	Present 327 110 69 Articulated, disarticulated-30 100 plates including X-ray plates, 07 Skeleton Sets
Number of dissection tables - <u>20+5</u> (Half Standard Size)	26 +6	Number of cadavers - <u> </u>	17
Cold store / cooling chambers - <u>10</u> Bodies	12	Storage tank - <u>10</u>	4x10
Embalming room - 1	1	Band saw 1	1
Lockers - <u> </u>	152	Departmental Library- (80-100 Books.)	135

Adequate exhaust, light, water supply and drainage facilities - Available

Signatures of the Assessors 
Dr. Abhivardhan (Co-ordinator)


Dr. B.K. Becharua (Member)


Dr. N. Neelamikal (Member)


PRINCIPAL
Navodaya Medical College
Raichur
10/3/12

3.4 Physiology

Required	Available	Required	Available
Demonstration Room/s • No - <u>2</u> • Capacity - 75-100	Available	AV Aids: : over head projector, videos, slide projector, T.V	Available
Mammalian laboratory - 1	Available	Haematology laboratory 1	Available
Departmental Library - 80-100 Books	136	Clinical Physiology 1	Available
Preparation rooms - 1	Available		

3.5 Biochemistry


Required	Available	Required	Available
Demonstration Room/s • No <u>1</u> • Capacity - <u>75-100</u>	Available	AV Aids: : over head projector, videos, slide projector, T.V	Available
Number of practical laboratory/ies -	Available	Library / Seminar rooms - 80-100 Books	140
Number of Lab seats - <u>90</u>	Available		

Signatures of the Assessors



Dr. Abhivardhan (Co-ordinator)

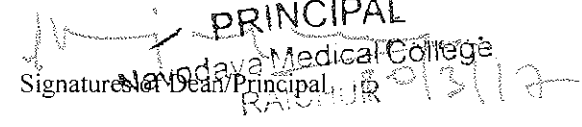
Dr. B.K. Bezbirah (Member)



Dr. N. Neelamikai (Member)



Signatures of Dean/Principal




PRINCIPAL
Sri Jayadeva Medical College
RAICHUR

3.6 Pathology

Required	Available	Required	Available
Demonstration Room/s • No - <u>2</u> • Capacity - <u>75-100</u>	Available	AV Aids: : over head projector,videos,slide projector,T.V	Available
Practical labs - • Morbid Anatomy/Histopath./ Cytology - <u>90</u> Microscopes • Clinical Pathology/Hematology - <u>90</u> Microscopes	Available	Museum: <u>1</u> , Seating Capacity- <u>40</u> students Specimens: • Mounted 15 • Unmounted 15 • Catalogues 15	1200 250 33
Departmental library - 80-100 Books	163		

3.7 Microbiology

Required	Available	Required	Available
Demonstration Room/s • No - <u>2</u> • Capacity - <u>100</u> students	Available	AV Aids: over head projector,videos,slide projector,T.V	Available
Number of practical laboratory/ies - <u>1</u> Number of Lab seats - 100 Number of microscopes/laboratory - <u>90</u>	Available	Media preparation facility Autoclaving, Washing and drawing room	Available
Number of service laboratories - <u>7</u>	Available	Museum: Specimen, Charts, Models & Catalogue 15 seating capacity- <u>40</u>	S- 16 C- 80 M-7 Catalogue 15
Departmental library - 80-100 Books,	143		

Signatures of the Assessors  **Dr. Abhivardhan** (Co-ordinator)

 **Dr. B.K. Bezbaruah** (Member)

 **Dr. N. Neelamika** (Member)

 **PRINCIPAL**
Mavodaya Medical College
RAICHUR


3.8 Pharmacology

Required	Available	Required	Available
Demonstration Room/s • No - <u>2</u> • Capacity - <u>100</u> students	Available	AV Aids: over head projector,videos,slide projector,T.V	Available
Experimental Pharmacology	Available	Museum: <u>40</u> seating capacity	30 100 15 20 15
Clinical pharmacology/pharmacy 1	Available	• Specimens 15	
Departmental Library - 80-100 Books	163	• Charts 15	
		• Models 15	
		• History of Medicine 15	
		• Catalogues 15	


3.9 Forensic Medicine


Required	Available	Required	Available
Demonstration Room/s • No - <u>2</u> • Capacity - <u>100</u> students	Available	AV Aids: over head projector,videos,slide projector,T.V	Available
Forensic histopathology, Serology, Anthropology & Toxicology - for examination of specimen ,tests	Available	Museum :	136 151 117 20 100 200 39
Autopsy room - 1 Location - In/Near hospital in a separate structure.	1	• Medico-Legal Specimens 15	
Cold storage -1	5	• Charts 15	
Departmental library - 80-100 Books	144	• Prototype fire arms 15	
		• Slides 15	
		• Poisons 15	
		• Photographs 15	
		• Catalogues 15	

Signatures of the Assessors


Dr. Abhivardhan (Co-ordinator)


Dr. B.K. Bejaruan (Member)


Dr. N. Neelamikal (Member)


Signatures of Dean/Principal
Navodaya Medical College
RAICHUR


3.10 Community Medicine

Required	Available	Required	Available
Demonstration Room/s • No - <u>2</u> • Capacity - <u>100</u> students	Available	AV Aids: over head projector, videos, slide projector, T.V	Available
Museum: • Charts 15 • Models 15 • Specimen 15 • Catalogues 15	150 64 67 30	Practical lab 1 (capacity 100 students)	Available
Departmental Library - 80-100 Books	156		

3.11 Health Centers (Department of Community Medicine)

RHTC : Singanodi 15 Km (Distance from the college)

Population covered by the RHTC	24209
It is affiliated to College Yes/No	Yes
Students and interns posted in batches of _____ throughout the year	15 students per batch
Separate blocks for accommodating boys in <u>5</u> rooms having <u>15</u> beds. Girls <u>5</u> rooms having <u>15</u> beds.	Yes
Facilities for cooking & dining - Yes	
Daily OPD	25-35
Specialist visits if any	OBG, Paedia and Ophthalmology

Signatures of the Assessors 
Dr. Abhivardhan (Co-ordinator)


Dr. B.K. Bezbaryan (Member)


Dr. N. Neelamikal (Member)


PRINCIPAL
Navodaya Medical College
Raichur
Signature of Dean/Principal
RAICHUR 01/3/10

Cold chain equipment available	Available
Survey/MCH/Immunization/FP registers	Available
Activities under the National Health Programmes	Available

3.12 Details of U.H.T.C. : Ashapur Road 2Km Distance from college

Population covered by the UHC	21709
It is affiliated to College Yes/No	Yes
Students and interns posted in batches of	15 per batch
Daily OPD	60-65
Survey/MCH/Immunization/FP registers	Available
Specialist visits if any	Physicians and Paeditricians
Deficiency if any	Nil


3.13 CONDUCT OF III MBBS EXAMINATION *(only for recognition under 11(2)) N.A*

- University which conducts Examination:
- No. of Candidates appeared in Examination:
- The III MBBS examination (Part-II) was conducted satisfactorily: **yes/no**
- Centre for written/practical examination: _____
- Was the standard sufficient for MBBS Examination as required by Regulations of the Medical Council of India? _____

Signatures of the Assessors  **Dr. Abhivardhan** (Co-ordinator)

 **Dr. B.K. Bezbaruah** (Member)

 **Dr. N. Neelamika** (Member)

 **PRINCIPAL**
Navodaya Medical College
RAICHUR

3.14

Medical College-Staff Strength:

Name of College: Navodaya Medical College Hospital & Research Center, Raichur, Karnataka

Number of students - PG Courses (Yes)

Calculation Sheet (Date:10-03-2017)

Department	Designation	Requirement as per MSR (UG)	Additional faculty required for running PG courses (if any)	Total (UG + PG)	Accepted	Deficiency
Anatomy	Professor	1		1	2	Nil
	Assoc. Prof.	1		1	4	Nil
	Asstt.Prof.	2		2	1	1AP compensated by 1Asso Prof
	Tutor	3		3	2	1 tutor compensated by 1Asso Prof
Physiology	Professor	1		1	1	Nil
	Assoc. Prof.	1		1	3	Nil
	Asstt.Prof.	2		2	2	Nil
	Tutor	3		3	2	1 tutor compensated by 1Asso Prof
Biochemistry	Professor	1		1	3	
	Assoc. Prof.	1		1	0	1 Asso. Prof .compensated by 1 Prof
	Asstt.Prof.	2		2	3	Nil
	Tutor	4		4	2	2 tutors compensated by 1 Prof &1 AP
Pharmacology	Professor	1		1	2	Nil
	Assoc. Prof.	1		1	1	Nil

Signatures of the Assessors



Dr. Abhivardhan (Co-ordinator)



Dr. B.K. Bejjanah (Member)



Dr. N. Neelamkai (Member)


Principal
Navodaya Medical College
RAICHUR

	Asstt.Prof.	2		2	4	Nil
	Tutor	3		3	1	2 tutors compensatd by 2 A P
Pathology	Professor	1		1	2	Nil
	Assoc. Prof.	3	1	4	4	Nil
	Asstt.Prof.	3	1	4	7	Nil
	Tutor	5	1	6	5	1 tutor compensatd by 1A P
Microbiology	Professor	1		1	2	Nil
	Assoc. Prof.	1		1	3	Nil
	Asstt.Prof.	2		2	2	Nil
	Tutor	4		4	1	3 tutor compensatd by 1 prof & 2 Asso Prof
Forensic Medicine	Professor	1		1	1	NIL
	Assoc. Prof.	1		1	0	1
	Asstt.Prof.	1		1	1	Nil
	Tutor	3		3	3	Nil
Community Medicine	Professor	1		1	3	Nil
	Assoc. Prof.	2		2	2	Nil
	Asstt.Prof.	3		3	3	Nil
	Epidemio-Logist-Cum- Asstt.Prof.	1		1	1	Nil
	Statistician-Cum-Tutor	1		1	1	Nil
	Tutor	4		4	6	Nil
General Medicine	Professor	1	-	1	8	NIL
	Assoc. Prof.	4	+1	5	2	3 assoc prof Compensated by Professors
	Asstt.Prof.	5	+4	9	5	4 asst. prof Compensated

Signatures of the Assessors **Dr. Abhivardhan** (Co-ordinator)

Dr. B.K. Bezbaruan (Member)

Dr. N. Neelamika (Member)

Signatures of **Deputy Principal**
RAICHUR

PRINCIPAL

Deputy Principal
RAICHUR

						by Professors
	Sr. Resident	5	-	5	7	NIL
	Jr. Resident	10	-	10	22	NIL
Paediatrics	Professor	1	-	1	3	Nil
	Assoc. Prof.	2	+1	3	4	Nil
	Asstt.Prof.	3	+2	5	7	Nil
	Sr. Resident	3	-	3	5	Nil
	Jr. Resident	6	-	6	17	Nil
Tuberculosis & Respiratory Diseases	Professor	1	-	1	1	Nil
	Assoc. Prof.	0	+1	1	0	1
	Asstt.Prof.	1	-	1	2	Nil
	Sr. Resident	1	-	1	3	Nil
	Jr. Resident	2	-	2	2	Nil
Dermatology, Venereology & Leprosy	Professor	0	+1	1	3	Nil
	Assoc. Prof.	1	+1	2	0	2 assoc prof Compensated by 2 Professors
	Asstt.Prof.	1	+2	3	4	Nil
	Sr. Resident	1	+1	2	2	Nil
	Jr. Resident	2	+2	4	4	Nil
Psychiatry	Professor	0	NO PG seats	-	-	NIL
	Assoc. Prof.	1	-	1	1	NIL
	Asstt.Prof.	1	-	1	3	NIL
	Sr. Resident	1	-	1	1	NIL
	Jr. Resident	2	-	2	2	NIL
General Surgery	Professor	1	-	1	7	NIL
	Assoc. Prof.	4	+1	5	5	NIL
	Asstt.Prof.	5	+4	9	5	4 Asst prof compensated


Signatures of the Assessors



Dr. Abhivardhan (Co-ordinator)



Dr. B.K. Bezbaruah (Member)



Dr. N. Neelamikal (Member)

Signatures of Dean/Medical College




PRINCIPAL

Navodaya Medical College
RAICHUR


2013/12

						by Professors
	Sr. Resident	5	-	5	6	NIL
	Jr. Resident	10	-	10	11	NIL
Orthopaedics	Professor	1	-	1	4	NIL
	Assoc. Prof.	2	+2	4	1	3 Asso prof compensated by 3 Professors
	Asstt.Prof.	3	+4	7	8	NIL
	Sr. Resident	3	+1	4	4	NIL
	Jr. Resident	6	+2	8	15	NIL
Oto-Rhino-Laryngology	Professor	1	-	1	5	NIL
	Assoc. Prof.	1	+1	2	0	2 Asso prof compensated by 2 Professors
	Asstt.Prof.	1	+2	3	1	2 AP compensated by 2 Professors
	Sr. Resident	1	+1	2	2	NIL
	Jr. Resident	2	+2	4	6	NIL
Ophthalmology	Professor	1	-	1	3	NIL
	Assoc. Prof.	1	+1	2	1	1 Asso prof compensated by 1 Professor
	Asstt.Prof.	1	+2	3	3	NIL
	Sr. Resident	1	+1	2	2	NIL
	Jr. Resident	2	+2	4	8	NIL
Obstetrics & Gynaecology	Professor	1	-	1	3	NIL
	Assoc. Prof.	2	+1	3	6	NIL
	Asstt.Prof.	3	+2	5	6	NIL
	Sr. Resident	3	-	3	3	NIL

Signatures of the Assessors


Dr. Abhivardhan (Co-ordinator)


Dr. B.K. Bezbaruah (Member)


Dr. N. Neelamikal (Member)


 Signatures of Dean/Principal

PRINCIPAL
 Navodaya Medical College
 RAICHUR

	Jr. Resident	6	-	6	14	NIL
Anaesthesiology	Professor	1		1	3	NIL
	Assoc. Prof.	3	+1	4	4	NIL
	Asstt.Prof.	5	+1	6	6	NIL
	Sr. Resident	3	+1	4	5	NIL
	Jr. Resident	6	-	6	8	NIL
Radio-Diagnosis	Professor	1	-	1	1	NIL
	Assoc. Prof.	1	+1	2	3	NIL
	Asstt.Prof.	1	+1	2	3	NIL
	Sr. Resident	3	+1	4	7	NIL
Dentistry	Professor	1				Dental College is running by the same management in the same campus
	Assoc. Prof.	1				
	Asstt.Prof.	1				
	Tutor/JR	1				

Notes:**For purpose of working out the deficiency:**


(1) The deficiency of teaching faculty and Resident Doctors shall be counted separately.

(A) For Teaching Faculty:

(a) For calculating the deficiency of faculty, Prof., Assoc Prof., Asst. Prof & Tutor in respective departments shall be counted together.


(b) Any excess teaching faculty in higher cadre can compensate the deficiency of lower cadre of the same department only.

(c) Any excess teaching faculty of lower cadre/ category in any department cannot compensate the deficiency of any teaching

Signatures of the Assessors  Dr. Abhivardhan (Co-ordinator)

 Dr. B.K. Bevaruah (Member)

 Dr. N. Neelam (Member)

 Signatures of Dean/Principal

PRINCIPAL
Navodave Medical College

faculty in the higher cadre/category of the same department or any other department. e.g. excess of Assistant Professor cannot compensate the deficiency of Associate Professor or Professor.

(d) Excess/Extra teaching faculty of any department cannot compensate the deficiency of any teaching faculty in any other department.

(B) For Resident Doctors:

(a) Excess of SR can be compensated to the deficiency of JR of the same department only.

(b) Excess SR/JR of any department cannot compensate the deficiency of SR/JR in any other department.

(c) Any excess of JR cannot compensate the deficiency of SR in same or any other department.


(d) Any excess/ extra teaching faculty of same or any other department cannot compensate the deficiency of SR/JR.

e.g. excess of Assistant Professor cannot compensate the deficiency of SR or JR.


(2) A separate department of Dentistry/Dental faculty is not required where a dental college is available in same campus/city and run by the same management.

(3) Colleges running PG program require additional staff, beds & other requirements as per the PG Regulations - 2000.


Signatures of the Assessors



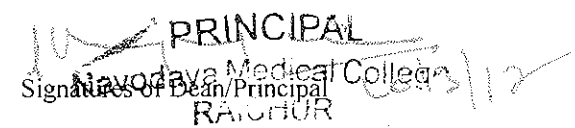
Dr. Abhivardhan (Co-ordinator)



Dr. B.K. Bejjanah (Member)



Dr. N. Neelamikal (Member)


PRINCIPAL
Navodaya Medical College
RAICHUR

Signature of Dean/Principal

3.15 Details of Faculty/Residents not counted/accepted.


(Only faculty/residents who signed attendance sheet before 11:00 am on the first day of assessment should be verified. (In case of Junior Residents/Senior Residents on night duty, 12:00 noon.) No verification of Declaration forms should be done for the faculty/residents coming after 11:00 am of the first day of assessment)

Sr. No	Name	Designation	Department	Remarks/Reasons for Not Considering

3.16 1) Deficiency of Teaching Faculty: __1.18 %

2) Deficiency of Resident doctors: __0_ %

Signatures of the Assessors



Dr. Abhivardhan (Co-ordinator)

Dr. B.K. Bezbaruah (Member)



Dr. N. Neelanikai (Member)



Signatures of Dean/Principal



PRINCIPAL
Navodaya Medical College
BAICHUR

Summary of Assessment


1. Navodaya Medical College Hospital & Research Center, Raichur, Karnataka (College Name), is run by ~~Government/~~ Trust/~~Society/~~Company
2. The college has got LOP from GOI/MCI with intake of NA seats for last academic year 2016-17.
3. Type of assessment : Recognition for Increase of Seats from 100 to 150 No. of seats: 150
4. PG courses : Yes
5. Deficiency of the infrastructure of college and hospital If any: Pl. mention category wise;
6. Deficiency of clinical material If any: Pl mention category wise : **NIL**
7. Deficiency of teaching staff if any:
Shortage of teaching faculty is **1.18%**
8. Deficiency of resident doctors if any :
Shortage of resident doctors is **NIL%**
9. Any other Remarks : **NIL**

Signatures of the Assessors **Dr. Abhivardhan** (Co-ordinator)

Dr. B.K. Bezbaruah (Member)

Dr. N. Neelamikal (Member)

Signatures of Dean/Principal
Navodaya Medical College
RAICHUR



174244
24-1-2017

MEDICAL COUNCIL OF INDIA

STANDARD INSPECTION FORM

FORM - C

On the

Final M.B.B.S. Examination of Navodaya Medical College, Navodaya Nagar, Mantralyam Road, Raichur, Karnataka Under Rajiv Gandhi University of Health Sciences, Bangalore, Karnataka u/s 11(2) of the IMC Act, 1956 for the award of M.B.B.S. Degree against the increased intake i.e., from 100 to 150 seats.

In the subject of

Obstetrics & Gynecology

held at


Navodaya Medical College, Navodaya Nagar, Mantralyam Road,

Raichur - 584103, Karnataka

ACB 20/1/17
(AJAY KUMAR RAY)

B. K. D. S.
Dr. B. K. D. S.
20/1/17

1


PRINCIPAL
Navodaya Medical College
RAICHUR

1. Date of Inspection : **20.01.2017**
2. Names of Inspectors : **1. Dr. B. K Das**
Professor ,
Dept. of Pediatrics
Institute of Medical Sciences,
BHU, Varanasi, U.P
9451843661
profbkdas@yahoo.co.in
- 2. Dr. Ajay Kumar Ray**
Principal, Prof. of Surgery
Murshidabad Medical College,
Murshidabad, West Bengal
9433144023
3. Date of last Inspection/Visitation : **17th & 18th November 2015**
4. Name of last inspectors/Visitors : **1. Dr. B.C. Dutta**
Professor
Dept. of Anatomy
Silchar Medical College, Silchar
9864017399
- 2. Dr. Ajay Kumar Ray**
Principal, Professor of Surgery
Murshirabad Medical College,
Murshirabad, West Bengal
9433144023
- 3. Dr. Atul Jain**
Prof & HOD of Pharmacology
U.P. Rural Institute of Medical Sciences
& Research
Saifai, Etawah-206130

Defects pointed out in the last inspection/visitation if any	Remarks by the University
NIL	NIL

B. C. D
20/1/17

Ajay
20.1.17

[Signature]
PRINCIPAL
Navodaya Medical College
RAICHUR

A. Scheme of Examination

1.	Theory	Marks allotted
	O.B.G	
	Paper – I	100
	Paper – II	100
	Total	200
2.	Clinical/practical	160
3.	Oral	40
4.	Internal Assessment	100
	(Theory : 50, Clinical/Practical : 50)	

Minimum marks for
Passing the Exam.:-
THEORY 145 out of 290
CLINICAL 105 out of 210
Total 250 out of 500

(50% in Aggregate with a minimum of 50% in University conducted Final Theory Examinations including Orals & minimum of 50% in University conducted Practical examinations; separately).

Annexure- I**B. Theory**

1. Theory paper	Subject	Time for the paper (1 copy of each of the papers may be attached).
-----------------	---------	--

Annexure- II

OBG – I	3 hours
OBG – II	3 hours

2. Dates on which conducted : 23.12.2016 & 26.12.2016
Time Table is enclosed (**Annexure III**)

3. Where conducted : In the Auditorium & Examination Hall of Navodaya Medical College, Raichur

P. S. C. S.
20/1/17

Arul
20.1.17
3

W. J. S.
Navodaya Medical College
RAICHUR

4. Invigilation arrangements : Adequate **Annexure - IV**
5. No. of candidates appeared : 73
6. Papers setters : By Rajiv Gandhi University of Health Sciences, Bangalore, Karnataka
The Papers are set online and are electronically sent 15 min prior to the examination center by the university authorities.

Name & qualification	Designation	Experience as Examiner
NA	NA	NA

Remarks by the Inspectors/Visitors regarding

- a) Nature of the questions.- Long essay questions, short essay questions and short answer questions.
- b) Do they cover the whole field of prescribed curriculum Yes
- c) What is the standard displayed in the answers. The answers could not be assessed as they are evaluated online only.
- d) What is the nature of assessment. The papers are coded and online digital evaluation is done by minimum of two examiners of Rajiv Gandhi University of Health Sciences.
- e) What is the minimum percentage necessary for passing the theory examination : Aggregate 50% with a minimum of 50% in University conducted Final Theory Examinations including viva voce
- f) What percentage of marks obtained at periodical examinations conducted during the course is carried forwarded to the final examination. 20%

Annexure - I

- g) Method of assessment of examination conducted During the course of study to be clearly stated.
Three internal examinations were conducted, one each at end of 7th, 8th & 9th Semester consisting of 100 marks in theory and 100 marks in practical/clinical and best two were taken.

Annexure- 1

B. C. D
20/1/17

4
A. K. B.
20.1.17

Navodaya Medical College
RAICHUR
1/17

- h) How has it influenced the result at the final examination
As it is added to aggregate marks, it influences the results.

Annexure - I**II. Practical/clinical**

How is the practical examination conducted give details.

In Batches, not exceeding 25 students per day in each subject.

Time Table enclosed.

Annexure - V

Long case (Obstetrics) : 1 (80 Marks)

Long case (Gynecology) : 1 (80 Marks)

Does the practical cover the different branches of the subject? Yes

- a) Time allotted for section. Long Cases – Examination : 45 minutes
Discussion : 15 minutes

- b) Examiners - **List enclosed.as Annexure- VI**

Department of Obstetrics & Gynecology

	Names & qualification	Designation	Experience as examiner
Internal	1.Dr.Sheela M Kodliwadmath	Professor Dept. of Gynecology, Navodaya Medical College, Raichur, Karnataka	UG – 31.years PG – 20.years
	2. Dr. Rita D	Associate Professor Dept. of Gynecology, SDM College of Medical Sciences, Dharwad, Karnataka	UG – 19.years PG – Nil
External	1.Dr.G.Manikya Rao	Associate Prof. of Gynecology, Kurnool Medical College, Kurnool, AP	UG – 16.years PG – 10.years
	2.Dr. Sridevi	Asst. Professor of Gynecology, Rajiv Gandhi Institute of Medical Sciences, Ongole, AP,	UG– 6.yrs,9.M PG - Nil

Handwritten signature
20/1/17

Handwritten signature
20/1/17

5 *Handwritten signature*
20/1/17

Handwritten signature
Navodaya Medical College
RAICHUR

--	--	--	--

Annexure - VI

Mode & conduct of practical.

Is it in batches or otherwise.

Yes it is in 4 batches ranging between 17 to 20 per day, list enclosed

Annexure-V

c) Are there other centers where the Examination is conducted by the same University? : **Yes**

If so, where? : **At all the Medical Colleges affiliated to Rajiv Gandhi University of Health Sciences, Bangalore However for Navodaya Medical College, there is no other center.**

i) Do the same examiners conduct the examination in other centers too: **No**

ii) If not what steps are taken to ensure uniformity of standard. – **The Pattern of Examination is same. The theory papers are common to all the affiliated colleges and the mark distribution is also common.**

d) Date of Examination: **19th to 22nd January 2017 – Time Table Enclosed**
Annexure - VII

e) Date and time when the examination was inspected. : 10 a.m to 4.00 p.m on
20.01.2017

f) Are the invigilation arrangements satisfactory? : **Yes**

g) No. of candidates appeared. : on 20.01.2017 : **17**

Total number of candidates to appear for the examination from 19th to 22nd January 2017. : 73

h) Number & type of questions (a copy of the question paper may be attached)
Question paper is not set for practical examination in Clinical subjects. Questions related to the cases are asked.

i) What is the minimum percentage of required for passing. – **50%**

Bicc
20/1/17

6

Arb
20-1-17

W
PRINCIPAL
Navodaya Medical College
RAICHUR

Clinical

1. Date of Examination. ; **19th to 22nd January 2017 Time Table enclosed as Annexure - VI**
2. Date & time when the examination was inspected. **20.01.2017 from 10.00 a.m onwards**
3. Are the invigilation arrangements satisfactory ? **Yes**
4. No. of candidates appeared. : on 20.01.2017 candidates appearing for
O.B.G. - 17

**Total number of candidates to appear for the examination
from 19th to 22nd January 2017. : 73**

5. Long cases : Obstetrics - 01 case + Gynecology - 01 case
6. Type of cases given (list may be attached) **List attached as Annexure - VII**
7. Time allotted for study of the case. **45. minutes**
8. Nature of Discussion of case by the candidate : History taking, General Physical examination and systemic examination, Demonstration of Clinical Signs, interpretation, diagnosis & management.
9. Time of discussion: **15 to 20 Minutes**
10. Was the discussion fair, searching and sufficient practical : **Yes**

Short Cases

1. Type of cases given (List may be attached). **As per Rajiv Gandhi University of Health Sciences - Rules there are only two long cases and no short cases.**
2. How many cases were given to each candidate? : **-NA-**
3. How long did examination in short cases last for each Candidate?
-NA-
4. Standard displayed by the candidates in general in the clinical part of the examination. **-NA-**
5. How was the assessment done? **-NA-**

Handwritten:
20.1.17

Handwritten:
BCC 7
20/1/17

Handwritten Signature:
PRINCIPAL
Navodaya Medical College
RAICHUR

6. Was it done jointly by more than one Examiner? : **-NA-**
7. How many marks are allotted for clinical examination? : **-NA-**
8. What is the minimum percentage for passing the clinical part? : **-NA-**
9. Are marks obtained in any other part of the examination added on to that obtained in the clinical examination? : **No**
10. Are marks given for clinical works done in the wards added on to the marks obtained in the clinical examination? : **Yes - Clinical Internal assessment.**
11. If so, to what extent? : 50 out of 210 marks.
12. How has it influenced the result at the final examination? : **It will be added to the aggregate.**

(Method of assessment of clinical work in the wards may be clearly stated).
 Practical / Clinical Examination at the end of 7th, 8th & 9th Semesters consisting of 100 marks & Best two are considered for the Final.

VIVA-VOICE

1. What did it consist of :
 Four Tables of 10 marks each = 40
 Table 1 : Specimens, X-Rays
 Table 2 : OBG Instruments.
 Table 3 : Dummy & Pelvis
 Table 4 : Drugs, Operative Procedures of Family Planning
2. How was it conducted?: **1 Table by One Examiner & Each Student faces all the examiners.**
3. What was the standard? : **Satisfactory**
4. What was the nature of assessment?:
 Identification of instruments, reading and interpreting X- Rays, Specimens, and knowledge about operative procedures & drugs.
5. Was it done jointly by more than one examiner? :
 No, Each candidate is examined by all four examiners, separately.

Ash
20.1.17

Becc
20/1/17

8

[Signature]
20/1/17
 PRINCIPAL
 Navodaya Medical College
 RAICHUR

6. How are the marks obtained in different parts of the examination grouped?
Marks obtained in each station / each table are added
7. What is the minimum for passing in each and in the grand total? : 50%
8. Results for the last three years. : List enclosed as **Annexure-IX**
9. No. of candidates appeared. List enclosed **Annexure-IX**
10. No. of students passed? : List enclosed **Annexure-IX**
11. Other remarks if any. NIL

Conclusions :

Was the examination conducted satisfactorily? : **Yes, Satisfactory**

Observations of the assessors are to be made in assessment report only.

The Examinations was conducted as per Rajiv Gandhi University of Health Sciences, Bangalore Guidelines.

Was the standard sufficient for the M.B.B.S. examination as required by Regulations of the Medical Council of India? : **YES**


Observations of the assessors are to be made in assessment report only.

- Nil -

Aradhya
20.1.17

Bee
20/1/17

[Signature]
20/1/17
PRINCIPAL
Navodaya Medical College
RAICHUR



MEDICAL COUNCIL OF INDIA

STANDARD INSPECTION FORM

FORM - C

On the

Final M.B.B.S. Examination of Navodaya Medical College, Navodaya Nagar, Mantralyam Road, Raichur, Karnataka Under Rajiv Gandhi University of Health Sciences, Bangalore, Karnataka u/s 11(2) of the IMC Act, 1956 for the award of M.B.B.S. Degree against the increased intake i.e., from 100 to 150 seats.

In the subject of

General Medicine

held at

Navodaya Medical College, Navodaya Nagar, Mantralyam Road,

Raichur - 584103, Karnataka

1

*Arb 20/1/17
(ARJAY KUMAR RAY)*

*B. K. Das
Dr B. K. Das
20/1/17*

[Signature]
20/1/17
PRINCIPAL
Navodaya Medical College
RAICHUR

1. Date of Inspection : **20.01.2017**
2. Names of Inspectors : **1. Dr. B. K Das**
Professor ,
Dept. of Pediatrics
Institute of Medical Sciences,
BHU, Varanasi, U.P
9451843661
profbkdas@yahoo.co.in
- 2. Dr. Ajay Kumar Ray**
Principal, Prof. of Surgery
Murshidabad Medical College,
Murshidabad, West Bengal
9433144023
3. Date of last Inspection/Visitation : **17th & 18th November 2015**
4. Name of last inspectors/Visitors : **1. Dr. B.C. Dutta**
Professor
Dept. of Anatomy
Silchar Medical College, Silchar
9864017399
- 2. Dr. Ajay Kumar Ray**
Principal, Professor of Surgery
Murshirabad Medical College,
Murshirabad, West Bengal
9433144023
- 3. Dr. Atul Jain**
Prof & HOD of Pharmacology
U.P. Rural Institute of Medical Sciences
& Research
Saifai, Etawah-206130

Defects pointed out in the last inspection/visitation if any	Remarks by the University
Nil	NIL

B. C. D
20/1/17

Atul Jain
20/1/17

[Signature]
PRINCIPAL 20/1/17
Navodaya Medical College
RAICHUR

A. Scheme of Examination

1. Theory	Marks allotted
General Medicine	
Paper – I	100
Paper – II	100
Total	200
2. Clinical/practical	160
3. Oral	40
4. Internal Assessment	100
(Theory: 50, Clinical/Practical: 50)	

Minimum marks for passing the Exam.-

THEORY 145 out of 290

CLINICAL 105 out of 210

Total 250 out of 500

(50% in Aggregate with a minimum of 50% in University conducted Final Theory Examinations including Orals & minimum of 50% in University conducted Practical examinations; separately).

Annexure- I**B. Theory**

- | | | |
|------------------------------|---|--|
| 1. Theory paper | Subject | Time for the paper (1 copy of each of the papers may be attached). Annexure- II |
| | General Medicine – I | 3 hours |
| | General Medicine – II | 3 hours |
| 2. Dates on which conducted | : 14.12.2016 & 16.12.2016
Time Table is enclosed (Annexure III) | |
| 3. Where conducted | : In the Auditorium & Examination Hall of Navodaya Medical College, Raichur | |
| 4. Invigilation arrangements | : Adequate | Annexure – IV |

B. C. C.
20/1/17

Ar. D.
20/1/17

[Signature]
PRINCIPAL
Navodaya Medical College
RAICHUR

5. No. of candidates appeared : 71
6. Papers setters : By Rajiv Gandhi University of Health Sciences, Bangalore, Karnataka
The Papers are set online and are electronically sent 15 min prior to the examination center by the university authorities.

Name & qualification	Designation	Experience as Examiner
NA	NA	NA

Remarks by the Inspectors/Visitors regarding

- a) Nature of the questions.- Long essay questions, short essay questions and short answer questions.
- b) Do they cover the whole field of prescribed curriculum Yes
- c) What is the standard displayed in the answers. The answer books could not be assessed as they are evaluated online only.
- d) What is the nature of assessment?
The papers are coded and online digital evaluation is done by minimum of 2 examiners
- e) What is the minimum percentage necessary for passing the theory examination Aggregate 50% with a minimum of 50% in University conducted Final Theory Examinations including viva voce
- f) What percentage of marks obtained at periodical examinations conducted during the course is carried forwarded to the final examination. 20%

Annexure - I

- g) Method of assessment of examination conducted During the course of study to be clearly stated.
Three internal examinations were conducted, one each at end of 7th, 8th & 9th Semester consisting of 100 marks in theory and 100 marks in practical/clinical and best two were considered for the final.

Annexure- I

Beed
20/1/17

4
Arb
20/1/17

Principal
20/1/17
PRINCIPAL
Navodaya Medical College
RAICHUR

- h) How has it influenced the result at the final examination
As it is added to aggregate marks, it influenced the results

Annexure - I**II. Practical/Clinical**

How the practical examination is conducted give details.

In Batches, not exceeding 25 students per day in each subject.

Time Table enclosed.

Annexure - V

Long case 1 (80 Marks)

Short case 2 (40 Marks each)

Viva voce 40 marks

Does the practical cover the different branches of the subject? Yes

a) Time allotted for section. Long Cases – Examination :45 minutes
Discussion: 15 minutes

b) Short Cases – Examination : 20 minutes each
Discussion : 10 minutes each

© Viva voce 4 tables 5 minutes each (Total 20 minutes)

c) Examiners - **List enclosed.as Annexure- VI**

	Names & qualification	Designation	Experience as examiner
Internal	1. Dr. H. Mallikarjun Swamy	Professor Dept. of General Medicine, Navodaya Medical College, Raichur, Karnataka	UG – 16.years
	2. Dr. P.B. Vijayalaxmi	Professor Dept. of General Medicine SDM College of Medical Sciences, Dharwad, Karnataka	UG – 15.years
External	1. Dr. Umesh Babu M G	Associate Prof General Medicine, SVS Medical College, Mahaboob Nagar, TS	UG – 3.years

BCC
20/1/17

5
ACB
20/1/17

Principal
PRINCIPAL 20/1/17
Navodaya Medical College
RAICHUR

	2.Dr. Sanjay Kalbande	Prof&HODof Medicine, Chelmeda Anand Rao Institute of Medical Sciences, Karimnagar, AP,	UG – 6.years
--	-----------------------	--	--------------

Annexure - VI

Mode & conduct of practical.

Is it in batches or otherwise.

Yes it is in 4 batches ranging between 17 to 20 per day, list enclosed

Annexure-V

- d) Are there other centers where the Examination is conducted by the same University? : Yes

If so, where? : At all the Medical Colleges affiliated to Rajiv Gandhi University of Health Sciences, Bangalore However for Navodaya Medical College, there is no other center.

- i) Do the same examiners conduct the examination in other centers too: No
- ii) If not what steps are taken to ensure uniformity of standard. – The Pattern of Examination is same. The theory papers are common to all the affiliated Colleges and the mark distribution is also common.

- d) Date of Examination: 19th to 22nd January 2017 – Time Table Enclosed

Annexure - VI]

- e) Date and time when the examination was inspected. :
10 AM to 4 PM on 20.01.2017

- f) Are the invigilation arrangements satisfactory? : Yes

- g) No. of candidates appeared on 20.01.2017 : 18

Total number of candidates to appear for the examination from 19th to 22nd January 2017 : 71

- h) Number & type of questions (a copy of the question paper may be attached)
Question paper is not set for practical examination in Clinical subjects.

B. C. C.
20/1/17

6
Acub
20/1/17

[Signature]
PRINCIPAL
Navodaya Medical College
RAICHUR
20/1/17

- i) What is the minimum percentage of required for passing. – 50%

Clinical

1. Date of Examination :19th to 22nd January 2017 (Time Table enclosed as **Annexure – VI**)
2. Date & time when the examination was inspected. 20.01.2017 10 AM to 4 PM
3. Are the invigilation arrangements satisfactory? Yes
4. No. of candidates appeared. : on 20.01.2017 candidates appearing for General Medicine – 18

Total number of candidates to appear for the examination from 19th to 22nd January 2017 : 71

5. Long cases : General Medicine – 01 case
6. Type of cases given (list may be attached) List attached as Annexure - VII
7. Time allotted for study of the case. 45. minutes
8. Nature of Discussion of case by the candidate : History taking, Demonstration of Clinical Signs, interpretation, diagnosis & management.
9. Time of discussion: 15 to 20 Minutes
10. Was the discussion fair, searching and sufficient practical : Yes

Short Cases

1. Type of cases given (List may be attached). List attached **Annexure - VIII**
2. How many cases were given to each candidate? : 02 short Cases
3. How long did examination in short cases last for each Candidate? 20 Minutes each

B. C. D.
20/1/17

A. S. B.
20.1.17

J. S. S.
20/1/17
PRINCIPAL
Navodaya Medical College
RAICHUR

4. Standard displayed by the candidates in general in the clinical part of the examination. - Satisfactory
5. How was the assessment done? History taking, elicitation of signs, interpretation, diagnosis and management.
6. Was it done jointly by more than one Examiner? : Yes, (one internal and one external examiner)
7. How may marks are allotted for clinical examination? : As per Rajiv Gandhi University of Health Sciences guidelines
Total: 160 (Long: 80, Short: 40x2=80) **Annexure - I**
8. What is the minimum percentage for passing the clinical part? : 50%
9. Are marks obtained in any other part of the examination added on to that obtained in the clinical examination? : No
10. Are marks given for clinical works done in the wards added on to the marks obtained in the clinical examination? : Yes – Clinical Internal assessment.
11. If so, to what extent? : 50 out of 210 marks.
12. How has it influenced the result at the final examination? : It will be added to the aggregate.

(Method of assessment of clinical work in the wards may be clearly stated).
Practical/clinical examination at the end of 7th, 8th and 9th semester consisting of 100 marks and best two are considered for the final.

VIVA-VOICE


1. What did it consist of X rays, Drugs, Instruments and specimens, ECG and Charts
2. How was it conducted?: 4 stations with 10 marks each


ARB
20/1/17


BCCO 8
20/1/17


PRINCIPAL
Navodaya Medical College
RAICHUR

4. What was the nature of assessment?:
Identification of instruments, reading and interpreting ECG, X- Rays,
Specimens, Discussion of disease and procedures
5. Was it done jointly by more than one examiner? :
No, Each candidate is examined by all four examiners, separately.
6. How are the marks obtained in different parts of the examination grouped?
Marks obtained in each station are added
7. What is the minimum for passing in each and in the grand total? : 50%
8. Results for the last three years. : List enclosed as **Annexure-IX**
9. No. of candidates appeared. List enclosed **Annexure-IX**
- 10.No. of students passed? : List enclosed **Annexure-IX**
- 11.Other remarks if any. NIL


PRINCIPAL
Navodaya Medical College
RAICHUR


20/1/17
(AJAY KUMAR RAY)


20/1/17

Conclusions :

Was the examination conducted satisfactorily? : Yes, Satisfactory

Observations of the assessors are to be made in assessment report only.

The Examinations was conducted as per Rajiv Gandhi University of Health Sciences, Bangalore Guidelines.

Was the standard sufficient for the M.B.B.S. examination as required by Regulations of the Medical Council of India? : YES

Observations of the assessors are to be made in assessment report only.


- Nil -

PRINCIPAL
Navodaya Medical College
RAICHUR

[Handwritten signature]

[Handwritten signature]
20/11/17
(CHITRA KUMAR RAO)

[Handwritten signature]
20/11/17



MEDICAL COUNCIL OF INDIA

STANDARD INSPECTION FORM

FORM - C

On the

Final M.B.B.S. Examination of Navodaya Medical College, Navodaya Nagar, Mantralyam Road, Raichur, Karnataka Under Rajiv Gandhi University of Health Sciences, Bangalore, Karnataka u/s 11(2) of the IMC Act, 1956 for the award of M.B.B.S. Degree against the increased intake i.e., from 100 to 150 seats.

In the subject of

General Surgery including Orthopaedics

held at

Navodaya Medical College, Navodaya Nagar, Mantralyam Road,

Raichur - 584103, Karnataka

*Auth
20-1-17
(ATAY KUMAR RAY)*

*BCC
Dr. B. K. Des
20/1/17*

[Signature]
PRINCIPAL 20/1/17
Navodaya Medical College
RAICHUR

1. Date of Inspection : **20.01.2017**
2. Names of Inspectors : **1. Dr. B. K Das**
Professor ,
Dept. of Pediatrics
Institute of Medical Sciences,
BHU, Varanasi, U.P
9451843661
profbkdas@yahoo.co.in
- 2. Dr. Ajay Kumar Ray**
Principal, Prof. of Surgery
Murshidabad Medical College,
Murshidabad, West Bengal
9433144023
3. Date of last Inspection/Visitation : **17th & 18th November 2015**
4. Name of last inspectors/Visitors : **1. Dr. B.C. Dutta**
Professor
Dept. of Anatomy
Silchar Medical College, Silchar
9864017399
- 2. Dr. Ajay Kumar Ray**
Principal, Professor of Surgery
Murshirabad Medical College,
Murshirabad, West Bengal
9433144023
- 3. Dr. Atul Jain**
Prof & HOD of Pharmacology
U.P. Rural Institute of Medical Sciences
& Research
Saifai, Etawah-206130

Defects pointed out in the last inspection/visitation if any	Remarks by the University
Nil	NIL

B.C. Dutta
20/1/17

2 *Ajay Kumar Ray*
20.1.17

[Signature]
PRINCIPAL
Navodaya Medical College
RAICHUR

A. Scheme of Examination

1. Theory	Marks allotted
General Surgery	
Paper – I	100
Paper – II	100
Total	200
2. Clinical/practical	160
3. Oral	40
4. Internal Assessment	100
(Theory : 50, Clinical/Practical : 50)	

Minimum marks for

Passing the Exam.:-

THEORY 145 out of 290

CLINICAL 105 out of 210

Total 250 out of 500

(50% in Aggregate with a minimum of 50% in University conducted Final Theory Examinations including Orals & minimum of 50% in University conducted Practical examinations; separately).

Annexure- I**B. Theory**

1. Theory paper	Subject	Time for the paper (1 copy of each of the papers may be attached).
-----------------	---------	--

Annexure- II

General Surgery – I	3 hours
General Surgery – II	3 hours

2. Dates on which conducted : 19.12.2016 & 21.12.2016
Time Table is enclosed (**Annexure III**)

3. Where conducted : In the Auditorium & Examination Hall of Navodaya Medical College, Raichur

[Signature]
PRINCIPAL
Navodaya Medical College
RAICHUR

Acad
20.1.17

BCCD
20/1/17

4. Invigilation arrangements : Adequate **Annexure - IV**
5. No. of candidates appeared : 71
6. Papers setters : By Rajiv Gandhi University of Health Sciences, Bangalore, Karnataka
The Papers are set online and are electronically sent 15 min prior to the examination center by the university authorities.

Name & qualification	Designation	Experience as Examiner
NA	NA	NA

Remarks by the Inspectors/Visitors regarding

- a) Nature of the questions.- Long essay questions, short essay questions and short answer questions.
- b) Do they cover the whole field of prescribed curriculum Yes
- c) What is the standard displayed in the answers. The answers could not be assessed as they are evaluated online only.
- d) What is the nature of assessment. The papers are coded and online digital evaluation is done by minimum of two examiners of Rajiv Gandhi University of Health Sciences.
- e) What is the minimum percentage necessary for passing the theory examination : Aggregate 50% with a minimum of 50% in University conducted Final Theory Examinations including viva voce
- f) What percentage of marks obtained at periodical examinations conducted during the course is carried forwarded to the final examination. 20%

Annexure - I

- g) Method of assessment of examination conducted During the course of study to be clearly stated.
Three internal examinations were conducted, one each at end of 7th , 8th & 9th Semester consisting of 100 marks in theory and 100 marks in practical/clinical and best two were taken.

Annexure- 1

B. C. C.
20/1/17

4. Ashish
20.1.17

Principal
Navodaya Medical College
RAICHUR

- h) How has it influenced the result at the final examination
As it is added to aggregate marks, it influences the results.

Annexure - I**II. Practical/clinical**

How is the practical examination conducted give details.

In Batches, not exceeding 25 students per day in each subject.

Time Table enclosed.

Annexure - V

Long case (Gen.Surgery) : 1 (60 Marks)

Short case (Gen.Surgery) : 2 (30 Marks each)

Short case (Orthoeadics) : 2 (20 Marks each)

Does the practical cover the different branches of the subject? Yes

- a) Time allotted for section. Long Cases - Examination : 45 minutes
Discussion : 15 minutes
- b) Short Cases - Examination : 10 minutes each
Discussion : 10 minutes each
- c) Viva voce 4 tables 5 minutes each (Total 20 minutes)
- d) Examiners - **List enclosed.as Annexure- VI**

Department of General Surgery

	Names & qualification	Designation	Experience as examiner
Internal	1.Dr. K.B.Phulekar,	Professor Dept. of Surgery, Navodaya Medical College, Raichur, Karnataka	UG - 17.year PG-10.years
	2. Dr. Shivprasad M	Professor Dept. of Surgery Vijaya Nagar Institute of Medical Sciences, Bellary, Karnataka	UG-12.years PG-8.years
External	1.Dr.Ramesh Kumar K	Professor & HOD of Surgery, SVS Medical College, Mahaboob Nagar,	UG-35.years PG- 35.years
	2.Dr. Vilas Kulkarni	Associate Professor of Surgery, MIMSR, Medical College, Lathur, Maharastra.	UG - 3.years PG - Nil

B. C. W.
20/1/17

Aradhya
20.1.17

M. T. R.
20/1/17

Department of Orthopedics

	Names & qualification	Designation	Experience as examiner
Internal	1. Dr. Srinivas Kalligudi,	Associate Professor Dept. of Orthopedic Navodaya Medical College, Raichur, Karnataka	UG – 01. year PG – Nil
External	1. Dr. Mohan Reddy	Professor & HOD of Orthopedics, SVS Medical College, Mahaboob Nagar,	UG - 13. years PG - 13. years

Annexure - VI

Mode & conduct of practical.

Is it in batches or otherwise.

Yes it is in 4 batches ranging between 17 to 20 per day, list enclosed

Annexure-V.

e) Are there other centers where the Examination is conducted by the same University? : **Yes**

If so, where? : **At all the Medical Colleges affiliated to Rajiv Gandhi University of Health Sciences, Bangalore However for Navodaya Medical College, there is no other center.**

i) Do the same examiners conduct the examination in other centers too: **No**

ii) If not what steps are taken to ensure uniformity of standard. – **The Pattern of Examination is same. The theory papers are common to all the affiliated colleges and the mark distribution is also common.**

d) Date of Examination: **19th to 22nd January 2017 – Time Table Enclosed Annexure - VII**

e) Date and time when the examination was inspected. : 10 a.m to 4.00 p.m on **20.01.2017**

f) Are the invigilation arrangements satisfactory? : **Yes**

g) No. of candidates appeared. : on 20.01.2017 : **Out of 18, 17 Appeared & One candidate is Absent**

B. C. D
20/1/17

6

Arubh
20.1.17

[Signature]
PRINCIPAL
Navodaya Medical College
RAICHUR
20/1/17

**Total number of candidates to appear for the examination
from 19th to 22nd January 2017. : 71**

- h) Number & type of questions (a copy of the question paper may be attached)
**Question paper is not set for practical examination in Clinical subjects.
Questions related to the cases are asked.**
- i) What is the minimum percentage of required for passing. – 50%

Clinical

1. Date of Examination. ; **19th to 22nd January 2017 Time Table enclosed as
Annexure - VI**
2. Date & time when the examination was inspected. **20.01.2017**
3. Are the invigilation arrangements satisfactory ? **Yes**
4. No. of candidates appeared. : on 20.01.2017 candidates appearing for
General Surgery – 17

**Total number of candidates to appear for the examination
from 19th to 22nd January 2017. : 71**

5. Long cases : General Surgery – **01 case**
6. Type of cases given (list may be attached) **List attached as Annexure - VII**
7. Time allotted for study of the case. **45. minutes**
8. Nature of Discussion of case by the candidate : History taking, General
Physical examination and systemic examination, Demonstration of Clinical
Signs, interpretation, diagnosis & management.
9. Time of discussion: **15 to 20 Minutes**
10. Was the discussion fair, searching and sufficient practical : **Yes**

Short Cases

1. Type of cases given (List may be attached) **List attached**

BCC
20/1/17

7 Acc Cases
20.1.17

[Signature]
PRINCIPAL
Navodaya Medical College
RAICHUR

Annexure - VIII

2. How many cases were given to each candidate? : **02 Gen. Surgery short Cases and 02 orthopedic short cases.**
3. How long did examination in short cases last for each Candidate?
10 Minutes each
4. Standard displayed by the candidates in general in the clinical part of the examination. - **Satisfactory**
5. How was the assessment done? **History taking, elicitation of signs, interpretation, diagnosis and management.**
6. Was it done jointly by more than one Examiner? : **Yes, (one internal and one external examiner)**
7. How may marks are allotted for clinical examination? : **As per Rajiv Gandhi University of Health Sciences guidelines**

Long case (Gen.Surgery) : 1 (60 Marks)	= 60
Short case (Gen.Surgery) : 2 (30 Marks each)	= 60
Short case (Orthopeadics) : 2 (20 Marks each)	= 40
Annexure - I	Total = 160
8. What is the minimum percentage for passing the clinical part? : **50%**
9. Are marks obtained in any other part of the examination added on to that obtained in the clinical examination? : **No**
10. Are marks given for clinical works done in the wards added on to the marks obtained in the clinical examination? : **Yes – Clinical Internal assessment.**
11. If so, to what extent? : 50 out of 210 marks.
12. How has it influenced the result at the final examination? : **It will be added to the aggregate.**

(Method of assessment of clinical work in the wards may be clearly stated).
Practical / Clinical Examination at the end of 7th, 8th & 9th Semesters consisting of 100 marks & Best two are considered for the Final.

VIVA-VOICE

Bee D
20/1/17

8

Acad
20.1.17

[Signature]
PRINCIPAL
Navodaya Medical College
RAICHUR

1. What did it consist of :
 Four Tables of 10 marks each = 40
 Table 1 : X rays
 Table 2 : Orthopaedics Instruments, Implants, Specimens & X-Rays
 Table 3 : Gen. Surgical Instruments & Operative steps
 Table 4 : Gen. Surgical Specimens.
2. How was it conducted?: **1 Table by One Examiner & Each Student faces all the examiners.**
3. What was the standard? : **Satisfactory**
4. What was the nature of assessment?:
 Identification of instruments, reading and interpreting X- Rays, Specimens, and knowledge about operative procedures.
5. Was it done jointly by more than one examiner? :
 No, Each candidate is examined by all four examiners, separately.
6. How are the marks obtained in different parts of the examination grouped?
 Marks obtained in each station are added
7. What is the minimum for passing in each and in the grand total? : 50%
8. Results for the last three years. : List enclosed as **Annexure-IX**
9. No. of candidates appeared. List enclosed **Annexure-IX**
10. No. of students passed? : List enclosed **Annexure-IX**
11. Other remarks if any. NIL

Auth
20-1-17

Conclusions :

BCC
20/1/17

[Signature]
 PRINCIPAL
 Navodaya Medical College
 RAICHUR

Was the examination conducted satisfactorily? : **Yes, Satisfactory**

Observations of the assessors are to be made in assessment report only.

The Examinations was conducted as per Rajiv Gandhi University of Health Sciences, Bangalore Guidelines.

Was the standard sufficient for the M.B.B.S. examination as required by Regulations of the Medical Council of India? : **YES**


Observations of the assessors are to be made in assessment report only.

- Nil -

Araby
20.1.17

Beej
20/1/17

M. J. ...
20/1/17
PRINCIPAL
Rajiv Gandhi Medical College
Bangalore



MEDICAL COUNCIL OF INDIA

STANDARD INSPECTION FORM

FORM - C

On the

Final M.B.B.S. Examination of Navodaya Medical College, Navodaya Nagar, Mantralyam Road, Raichur, Karnataka Under Rajiv Gandhi University of Health Sciences, Bangalore, Karnataka u/s 11(2) of the IMC Act, 1956 for the award of M.B.B.S. Degree against the increased intake i.e., from 100 to 150 seats.

In the subject of

Pediatrics

held at

Navodaya Medical College, Navodaya Nagar, Mantralyam Road,

Raichur - 584103, Karnataka

BCC
20/1/17

1
Aurora
20.1.17
(AJAY KUMAR RAY)

PRINCIPAL
Navodaya Medical College
RAICHUR

1. Date of Inspection : 20.01.2017
2. Names of Inspectors :
1. Dr. B. K Das
 Professor,
 Dept. of Pediatrics
 Institute of Medical Sciences,
 BHU, Varanasi, U.P
 9451843661
profbkdas@yahoo.co.in
2. Dr. Ajay Kumar Ray
 Principal, Prof. of Surgery
 Murshidabad Medical College,
 Murshidabad, West Bengal
 9433144023
3. Date of last Inspection/Visitation : 17th & 18th November 2015
4. Name of last inspectors/Visitors :
1. Dr. B.C. Dutta
 Professor
 Dept. of Anatomy
 Silchar Medical College, Silchar
 9864017399
2. Dr. Ajay Kumar Ray
 Principal, Professor of Surgery
 Murshirabad Medical College,
 Murshirabad, West Bengal
 9433144023
3. Dr. Atul Jain
 Prof & HOD of Pharmacology
 U.P. Rural Institute of Medical Sciences
 & Research
 Saifai, Etawah-206130

Defects pointed out in the last inspection/visitation if any	Remarks by the University
Nil	NIL

B.C.D
20/1/17

2

Ajay
20-1-17


PRINCIPAL
 Navedaya Medical College
 RAICHUR

A. Scheme of Examination

1.	Theory	Marks allotted
	Pediatrics	100
2.	Clinical/practical	80
3.	Oral	20
4.	Internal Assessment	50
	(Theory: 25, Clinical/Practical: 25)	

Minimum marks for passing the Exam.-

THEORY	73 out of 145
CLINICAL	53 out of 105
Total	125 out of 250

(50% in Aggregate with a minimum of 50% in University conducted Final Theory Examinations including Orals & minimum of 50% in University conducted Practical examinations; separately).

Annexure- I**B. Theory**

1. Theory paper

Subject	Time for the paper (1 copy of each of the papers may be attached).
	Annexure- II
	3 hours
2. Dates on which conducted : 28.12.2016
Time Table is enclosed (**Annexure III**)
3. Where conducted : In the Auditorium & Examination Hall of Navodaya Medical College, Raichur
4. Invigilation arrangements : Adequate **Annexure - IV**
5. No. of candidates appeared : 72

Bee
20/1/17

3

Arub
20/1/17

[Signature]
Navodaya Medical College
RAICHUR

6. Papers setters

: By Rajiv Gandhi University of Health Sciences, Bangalore, Karnataka
The Papers are set online and are electronically sent 15 min prior to the examination center by the university authorities.

Name & qualification	Designation	Experience as Examiner
NA	NA	NA

Remarks by the Inspectors/Visitors regarding

- a) Nature of the questions.- Long essay questions, short essay questions and short answer questions.
- b) Do they cover the whole field of prescribed curriculum Yes
- c) What is the standard displayed in the answers.
The answer books could not be assessed as they are evaluated online only.
- d) What is the nature of assessment?
The papers are coded and online digital evaluation is done by minimum of 2 examiners
- e) What is the minimum percentage necessary for passing the theory examination Aggregate 50% with a minimum of 50% in University conducted Final Theory Examinations including viva voce
- f) What percentage of marks obtained at periodical examinations conducted during the course is carried forwarded to the final examination. 20%

Annexure - I

- g) Method of assessment of examination conducted
During the course of study to be clearly stated.
Three internal examinations were conducted, one each at end of 7th, 8th & 9th Semester consisting of 100 marks in theory and 100 marks in practical/clinical and best two were considered for the final.

Annexure - 2

- h) How has it influenced the result at the final examination
As it is added to aggregate marks, it influenced the results

Asda
20/1/17

BCCD
20/1/17

[Signature]
PRINCIPAL
Navodaya Medical College
RAICHUR

Annexure - I

II. Practical/clinical

How the practical examination is conducted give details.

In Batches, not exceeding 25 students per day in each subject.
Time Table enclosed.

Annexure - VI

Long case 1 (40 Marks)

Short case 2 (20 Marks each)

Viva voce 20 marks

Does the practical cover the different branches of the subject? Yes

- a) Time allotted for section. Long Cases - Examination :45 minutes
Discussion: 15 minutes
- b) Short Cases - Examination : 20 minutes each
Discussion : 10 minutes each
- © Viva voce 4 tables 5 minutes each (Total 20 minutes)

c) Examiners - List enclosed.as **Annexure- VI**.

Department of Pediatrics

	Names & qualification	Designation	Experience as examiner
Internal	1.Dr.Yajurvedi	Professor Dept. of Pediatrics, Navodaya Medical College, Raichur, Karnataka	UG - 15.years
	2. Dr. T.A. Shepur	Professor Dept. of Pediatrics, KIMS Medical College, Hubli, Karnataka	UG - 20.years
External	1.Dr.Kishore Rathod	Associate Prof. of Pediatrics, Medical College, Nanded, MH	UG - 6.years
	2.Dr. Zion Eluzai Gaddam	Professor of Pediatrics, SVS Medical College, Mahaboob Nagar, AP,	UG - 15.years

Annexure - VI

5

BCCD
20/1/17

Auth
20.1.17

Principal
Navodaya Medical College
Raichur
20/1/17

Mode & conduct of practical.

Is it in batches or otherwise.

Yes it is in 4 batches ranging between 17 to 20 per day, list enclosed

Are there other centers where the

Examination is conducted by the same University? : Yes

If so, where? : At all the Medical Colleges affiliated to Rajiv Gandhi University of Health Sciences, Bangalore However for Navodaya Medical College, there is no other center.

- i) Do the same examiners conduct the examination in other centers too: No
- ii) If not what steps are taken to ensure uniformity of standard. – The Pattern of Examination is same. The theory papers are common to all the affiliated Colleges and the mark distribution is also common.

d) Date of Examination: 19th to 22nd January 2017 – Time Table Enclosed

Annexure – VI

e) Date and time when the examination was inspected. :
10 AM to 4 PM on 20.01.2017

f) Are the invigilation arrangements satisfactory? : Yes

g) No. of candidates appeared on 20.01.2017 : 18

Total number of candidates to appear for the examination from 19th to 22nd January 2017

: 72

h) Number & type of questions (a copy of the question paper may be attached)
Question paper is not set for practical examination in Clinical subjects.

i) What is the minimum percentage of required for passing. – 50%

Clinical

1. Date of Examination : 19th to 22nd January 2017 (Time Table enclosed as
Annexure – VI)

6
BCC
20/1/17

Prudhvi
20.1.17

PRINCIPAL
Navodaya Medical College
RAICHUR

2. Date & time when the examination was inspected. 20.01.2017 10 AM to 4 PM
3. Are the invigilation arrangements satisfactory? Yes
4. No. of candidates appeared. : on 20.01.2017 candidates appearing for
18
Total number of candidates to appear for the examination from 19th to 22nd
January 2017 : 72
5. Long cases : 01 case
6. Type of cases given (list may be attached) List attached as Annexure - VII
7. Time allotted for study of the case. 45 minutes
8. Nature of Discussion of case by the candidate : History taking,
Demonstration of Clinical Signs, interpretation, diagnosis & management.
9. Time of discussion: 15 to 20 Minutes
10. Was the discussion fair, searching and sufficient practical : Yes

Short Cases

1. Type of cases given (List may be attached). List attached
Annexure - VIII
2. How many cases were given to each candidate? : 02 short Cases
3. How long did examination in short cases last for each Candidate?
20 Minutes each
4. Standard displayed by the candidates in general in the clinical part of the examination. - Satisfactory
5. How was the assessment done? History taking, elicitation of signs, interpretation, diagnosis and management.

BCC
20/1/17

Arb
20.1.17

Principal
Navodaya Medical College
RAICHUR

6. Was it done jointly by more than one Examiner? : Yes, (one internal and one external examiner)
7. How may marks are allotted for clinical examination? : As per Rajiv Gandhi University of Health Sciences guidelines
Total: 80 (Long: 40, Short: 20x2=40) **Annexure - I**
8. What is the minimum percentage for passing the clinical part? : 50%
9. Are marks obtained in any other part of the examination added on to that obtained in the clinical examination? : No
10. Are marks given for clinical works done in the wards added on to the marks obtained in the clinical examination? : Yes - Clinical Internal assessment.
11. If so, to what extent? : 25 out of 105 marks.
12. How has it influenced the result at the final examination? : It will be added to the aggregate.

(Method of assessment of clinical work in the wards may be clearly stated).
Practical/clinical examination at the end of 7th, 8th and 9th semester consisting of 100 marks and best two are considered for the final.

VIVA-VOICE

1. What did it consist of X rays, Drugs, Instruments, resuscitation equipment
2. How was it conducted?: 4 stations with 05 marks each
3. What was the standard? : Satisfactory
4. What was the nature of assessment?:
Identification of instruments, reading and interpreting of X- Rays, Discussion of disease and procedures
5. Was it done jointly by more than one examiner? :
No, Each candidate is examined by all four examiners, separately.

BCCD
20/1/17

8

20.1.17

Principal

6. How are the marks obtained in different parts of the examination grouped?
Marks obtained in each station are added
7. What is the minimum for passing in each and in the grand total? : 50%
8. Results for the last three years. : List enclosed as **Annexure-IX**
9. No. of candidates appeared. List enclosed **Annexure-IX**
- 10.No. of students passed? : List enclosed **Annexure-IX**
- 11.Other remarks if any. NIL

Arbh
20.1.17

BCCD
20/1/17

Principal
Navodaya Medical College
RAICHUR

Conclusions :

Was the examination conducted satisfactorily? : Yes, Satisfactory

Observations of the assessors are to be made in assessment report only.

The Examinations was conducted as per Rajiv Gandhi University of Health Sciences, Bangalore Guidelines.

Was the standard sufficient for the M.B.B.S. examination as required by Regulations of the Medical Council of India? : YES

Observations of the assessors are to be made in assessment report only.

- Nil -

Arda
20.1.17
CAJAY KUMAR RAY

Bee D
20/1/17

[Signature]
PRINCIPAL
Navodaya Medical College
RAICHUR