

104049
25/04/16

MEDICAL COUNCIL OF INDIA
ASSESSMENT FORM FOR 150 - MBBS ADMISSIONS REPORT
(INCREASE IN ADMISSION CAPACITY FROM 100 TO 150)

Verification of Compliance
Part - A-III
(to be filled by the Assessors)

1.1 Type of Assessment

U/S 10A- Compliance :
U/S 11- Recognition - Compliance: Yes

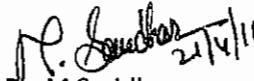
Continuation of Recognition- Compliance ()


Any Other: _____

Name of the Institution	:	Mysore Medical College and Research Institute		
Address	:	Irwin Road, Mysore		
Telephone No.	:	0821-2520512(Office), 2520803 (Fax)		
E-mail	:	<u>mmcrimysore@yahoo.com</u>		
Council Letter No & Date	:	No. MCI-37(1(UG)/Recg-11/2016-17-Med, .14.04.2016		
Assessment Date:	21.04.2016	Last Assessment Date :	26 th and 27 th February, 2016	
PG Courses	:	Yes		


Dr. M.P. Parchand 21-4-16


Dr. Satyajeeet Verma 21/04/16


Dr. M Sasidhar 21/4/16


Director & Dean
Mysore Medical College
& Research Institute
Mysore

Particulars of Assessors

Name of the Assessors	Correspondence Address	Contact No	Email
Dr. M.P. Parchand	Dean and Professor, Dept. of Anatomy, Indira Gandhi Medical College and Hospital, Nagpur, Maharashtra	9422147236	mparchand@gmail.com
Dr. Satyajeet Verma	Professor, Dept. of Surgery / Gen. Surgery, Mahamaya Rajkiya Allopathic Medical College, Sadarpur, Tehsil - Tanda, District Ambedkar Nagar, Faizabad - 224227 (Uttar Pradesh)	09935060404	vsatyajeet@rediffmail.com
Dr. Sasidhar Majeti	Vice Principal, Professor of Microbiology, Rajiv Gandhi Institute of Medical Sciences, Kadapa, Andhra Pradesh	09247899544	sasidharmajeti@hotmail.com

Verification of compliance submitted by institute:

Sl. No.	Deficiencies reported from GOI/MCI	Compliance by College sent to GOI/MCI	Remarks of the Assessors after the assessment
1	Deficiency of faculty is 15.29% as detailed in the report	Deficiency status has arised because of retirement of faculties. This is being rectified by promoting and recruiting faculty which is expected to be completed over a period of 2 weeks. Detailed statement of teaching staff position is enclosed herewith	Deficiency is of 1.3% As on the date of the inspection conducted in the faculty position after duly calculating the PG component 2 teaching faculty (01 Professor OBG and 01 Associate Professor TBCD) out of 144 (132 + 12 PG component).

Dr. M.P. Parchand
21.4.16

Dr. Satyajeet Verma

Dr. M Sasidhar
21/4/16

Signature of Dean/Principal
Mysore Institute of
Research Institute

2	OPD attendance was only 740 at 2pm on 1 day of assessment	There are 3 attached hospitals at our institution namely K.R. Hospital, Cheluvamba hospital and PKTB & CD Hospital. Hospital OPD runs from 9am to 4pm. OPD attendance mentioned in the report belongs to K.R. hospital at 2pm. The total OPD attendance from all 3 hospitals is 1584 on the day of inspection.	On the day of the assessment the OPD particulars are as follows; K.R. Hospital,- 1040 Cheluvamba hospital - 710 PKTB & CD Hospital- 70 Total : 1820 till 2.00 pm (Annexure-1 attached)
3	OPD: child rehabilitation clinic is not available in paediatric OPD	The service of child rehabilitation clinic which is available at All India Institute of Speech and Hearing, Mysore was being utilized all these years. This Institute is 2.5 kms from our institution with which we have an O.U. However measures have been taken to start child rehabilitation clinic in pediatric OPD. Hence this deficiency is rectified. Photo is enclosed	Available in the Paediatrics OPD, Cheluvamba Hospital, Mysore
4	Wards: demonstration rooms are not available in many wards. Ancillary facilities are not fully available as detailed in the report	Demonstration room and ancillary facilities have been made available in all the wards. Photo of the same is enclosed	Demonstration room Available, and other ancillary facilities have been provided.
5	Work load of special investigations like Ba, IVP is nil on day of assessment	Due to availability of endoscopy and CT scan the number of BA and IVP has come down in the recent years. However the statistics of Ba and IVP for 2015-16 is enclosed.	On the day of assessment 05 OPD and 04 IPD patients were noted for IVP and Barium study.


Dr. M.P. Parthasarathy
21.4.16

Subjeet Verma
21/04/16
Dr. Satyajee Verma


P. Sasidhar
Dr. M Sasidhar


Director & Dean
Mysore Medical College
& Research Institute
Mysore

6	Casualty: separate casualty for O.G is not available. Mobile X-ray is not available.	Separate beds for O.G. in casualty is made available. Mobile x-ray unit has been provided for the use in casualty. Hence this deficiency is rectified. Photograph is enclosed	Separate O.G. section casualty is observed in K.R. Hospital, Mysore
7	O.T.s: only 1 minor O.T is available against requirement of 2. Equipment like infusion pumps, defibrillators are inadequate.	Two minor O.T is available at hospitals. Adequate nos. of infusion pump and defibrillators have been procured and installed. Copy of purchase order is enclosed	Three Minor and 12 Major O.T.s are observed in K.R. Hospital, Cheluvamba hospital and PKTB & CD Hospital.
8	ICUs: MICU, SICU are not air conditioned. ABG analyser is not available.	Process of renovation of ICUs has been sanctioned and the work will be taken up shortly and after renovation, ICUs will be air conditioned. ABG analyser has been installed at ICU. This deficiency is rectified and photo is enclosed	ABG analyser available and ICUs is Air conditioned and AC work for MICU and SICU in progress.
9	AVAILABLE MOBILE X-RAYS are 5 against requirement of 6	The process of procuring 3 more mobile x-ray units is under progress and expected to be completed over 2 months.	6 mobile X-ray units are observed in the hospital.
10	Available USG machine are 2 against requirement of 3	Four USCs are available in the department of Radiology. Purchase order copy of z USG is enclosed	02 color Doppler and 02 gray scale USG machines are available.
11	Out of 6 static X-ray machines, 1 machine of 800 mA is not functioning	800 mA X-ray unit is not functioning. The service engineer has given the report that the equipment cannot be repaired due to non-availability of spares, hence tender will be floated to procure the same which is	Status co Procurement copies are attached as annexure-2


Dr. M.P. Parchand 21-4-16


Dr. Satyajeeet Verma


Dr. M Sasidhar 21/4/16


Director
Mysore Medical College
Signature of Dean/Principal
& Research Institute
Mysore

		expected to be completed over a period of 3months.	
12	Nursing Staff: 342 Nurses are available against requirement of 372	30 more staff nurses have been appointed. Hence, this observation is rectified. Copy of appointment letters enclosed	Recruited 30 more staff nurses as per the order of Governing council of the Institution EST(2)Sipendary/01/2016-17, Dated: 02.04.2016 (Annexure-3)
13	Dietician is not available	Dietician is already available. His appointment order is enclosed herewith	Dietician is available. (Annexure-3 a) He is working from 06.07.2015
14	Lecture Theatres: Out of 4 Lecture Theatres available, capacity of 2 is 110 & 90 respectively against requirement of 180 each	Lecture hall already available as per MCI Norms and photographs enclosed	4 Lecture Halls are available with the capacity of 180 and 01 lecture hall of 350 capacity
15	Central Library: It is not air-conditioned. Only 10 Internet Nodes are available against requirement of 40	Proposal to construct new library has been sent to Government and is under process of sanctioning. Now,40 nodes are made available and the photo is enclosed	Central Library is air conditioned. 40 Internet nodes are available.
16	Central Photography Section is not available	Central Photography section is now made available. Hence, this deficiency is rectified and Photograph is enclosed.	Central Photography Section available.
17	Students hostel: available accommodation is only 350 against 565 required	Place for construction of new hostel has been identified in the premises of existing women,s hostel and public work department has been requested to provide the estimate and plan for the same copy of the request letter is enclosed.	Students Hostel is having a total of 361 (135 boys and 86 Girls) with a accommodation of 2 students in each room. And new hostel facilities are in proposal status.

Dr. M.P. Parshah

Dr. Satyajeet Verma

Dr. M Sasidhar

Signature of Dean & Dean
Mysore Medical College
& Research Institute

18	Interns' hostel: there is no separate interns' hostel. Accommodation available is for 78 interns against requirement of 150.	Place for construction of new hostel has been identified in the premises of existing women,s hostel and public work department has been requested to provide the estimate and plan for the same copy of the request letter is enclosed.	Interns' hostel is having a total of 78 rooms and other 75 rooms are provided in the P.K.T.B. Hospital ,Cheluvamba and K.R. Hospital.
19	Residents' hostel: visitor's room, A.C., study room with computer and internet are not available	Visitors room and study room is made available. Hence this deficiency is rectified and the photograph of the same is enclosed	Available.
20	Anatomy department: cold storage chambers for the dead bodies are not available. Band saw is not available. Capacity of both demonstration room is only 40 each which is inadequate.	Tender has been called for procuring the cold storage for the department of anatomy. Tender copy is enclosed. A new band saw is made available and the deficiency is rectified. Two demo rooms of capacity 90 and 60 each is available and AV aids are made available. Photograph of the same is enclosed	Purchase orders are provided, and Band saw is available. (Annexure-4)
21	Demonstration rooms of physiology department(1), Biochemistry department (both), pathology(1), microbiology(1), forensic medicine(both), community medicine(all 3) have	These departments are housed in heritage building which cannot be extended. However, additional space has been provided in the existing building only and AV aids have been provided in all demonstration rooms. Photographs enclosed(annexure-18). Public work department has been requested to provide a plan and estimate for construction of additional demonstration room. The copy of the same is enclosed. till this work is	Biochemistry, Microbiology, Pharmacology, Forensic Medicine, Community Medicine are having 02 demonstration rooms with audio visual aids and each one is a having capacity of 75 each. Pathology is having 02 demo rooms with audio visual aids and seating capacity is 40 in each demo room.

Dr. M.R. Parshand

Dr. Satyajeet Verma

Dr. M Sasidhar

Signature of Dean/Principal
& Research Institute

Mvsora

	inadequate capacity as detailed in the report. AV aids are not available. There is only one demonstration room in microbiology department against requirement of 2.	executed alternative demonstration room is arranged and the photograph is enclosed	
22	UHC: specialists' visits are not organised	Measures have been taken to organize specialists visit to UHC and the same copy is enclosed	Specialist visit arrangement order copies are enclosed as Annexure-5

Clinical material:

Item	On Day of assessment	Remarks
O.P.D. attendance at 2.PM on first day	1820 (1040+710+70)	It is the total of 03 affiliated hospitals of MMC&RI
Casualty attendance (24 hrs. data)	152+18	
No of admissions	130+53+8=191	
No. of discharges	134	
Bed occupancy% at 10.00 AM on first day	88%	
<u>Operative Work</u>		
No, of major surgical operations	43 (one day)	
No. of minor surgical operations	32 (one day)	

Dr. M.P. Parchand


Dr. Satyajeeet Verma

Dr. M Sasidhar


Signature of Director & Dean,
Mysore Medical College
& Research Institute

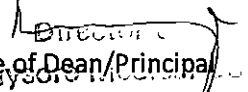
Item	On Day of assessment		Remarks
	O.P. D	I.P.D	
No. of normal deliveries	32 (one day)		
No. of caesarian sections	13 (one day)		
<u>Radiological Investigations</u>	O.P. D	I.P.D	
X-ray	143	27	
Ultrasonography	64	20	
Barium, IVP etc.	3+2	3+1	
C.T. Scan	20	4	

Item	Day of assessment		Remarks
	O.P. D	I.P.D	
Laboratory Investigations - No. of Tests	O.P. D	I.P.D	
Biochemistry	632	945	
Microbiology	10	12	
Serology	50	30	
Hematology	92	66	
Histopathology	6	12	
Cytopathology	07	02	


 Dr. M.P. Parchand
 21.4.16


 Dr. Satyajeet Verma


 Dr. M Sasidhar


 Signature of Dean/Principal
 Mysore Medical
 & Research Institute
 Mysore

Medical College-Staff Strength:

Name of College:

Number of students - PG Courses (Yes)

Calculation Sheet

Department	Designation	Requirement as per MSR (UG)	Additional faculty for running PG courses (if any)	Total (UG + PG)	Available	Deficiency
Anatomy	Professor	1		1	1	0
	Assoc. Prof.	1		1	3	0
	Asstt.Prof.	2		2	6	0
	Tutor	3		3	4	0
Physiology	Professor	1		1	1	0
	Assoc. Prof.	1		1	3	0
	Asstt.Prof.	2		2	3	0
	Tutor	3		3	4	0
Biochemistry	Professor	1		1	1	0
	Assoc. Prof.	1		1	1	0
	Asstt.Prof.	2		2	3	0
	Tutor	4		4	4	0
Pharmacology	Professor	1		1	3	0
	Assoc. Prof.	1		1	1	0
	Asstt.Prof.	2		2	3	0
	Tutor	3		3	5	0
Pathology	Professor	1		1	1	No. of PG teachers are proportionate to PG Seats
	Assoc. Prof.	3	1	4	5	
	Asstt.Prof.	3	1	4	5	
	Tutor	5	1	6	12	
Microbiology	Professor	1		1	1	No. of PG teachers are proportionate to PG Seats
	Assoc. Prof.	1		1	2	
	Asstt.Prof.	2		2	3	
	Tutor	4		4	8	


[Signature]
Dr. M.P. Parchand
21/11/16

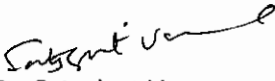
[Signature]
Dr. Satyajit Verma


[Signature]
Dr. M Sasidhar


[Signature]
Director & Dean
Director of Dean/Principal
& Research Institute

Forensic Medicine	Professor	1		1	1	0
	Assoc. Prof.	1		1	1	0
	Asstt.Prof.	1		1	2	0
	Tutor	3		3	5	0
Community Medicine	Professor	1		1	1	0
	Assoc. Prof.	2		2	3	0
	Asstt.Prof.	3		3	5	0
	Epidemio-Logist-Cum-Asstt.Prof.	1		1	1	0
	Statistician-Cum- Asstt. Prof.	1		1	1	0
	Tutor	4		4	8	0
General Medicine	Professor	1		1	3	0
	Assoc. Prof.	4		4	7	0
	Asstt.Prof.	5		5	6	0
	Sr. Resident	5		5	6	0
	Jr. Resident	10		10	11	0
Paediatrics	Professor	1		1	3	0
	Assoc. Prof.	2	1	3	3	0
	Asstt.Prof.	3		3	4	0
	Sr. Resident	3		3	6	0
	Jr. Resident	6		6	8	0
Tuberculosis & Respiratory Diseases	Professor	1		1	1	0
	Assoc. Prof.	0	1	1	0	01
	Asstt.Prof.	1		1	2	0
	Sr. Resident	1		1	2	0
	Jr. Resident	2		2	2	0
Dermatology, Venereology & Leprosy	Professor	0		0	1	0
	Assoc. Prof.	1		1	1	0
	Asstt.Prof.	1		1	2	0
	Sr. Resident	1		1	2	0
	Jr. Resident	2		2	8	0


Dr. M.P. Parchand
21.4.16


Dr. Satyajeet Verma


Dr. M Sasidhar
21/4/16


Signature of Dean/Principal
& Research Institute
Mysore

Psychiatry	Professor	0		0	0	0
	Assoc. Prof.	1		1	1	0
	Asstt.Prof.	1		1	2	0
	Sr. Resident	1		1	2	0
	Jr. Resident	2		2	2	0
General Surgery	Professor	1		1	4	No. of PG teachers are proportionate to PG Seats
	Assoc. Prof.	4	1	5	6	
	Asstt.Prof.	5		5	6	
	Sr. Resident	5		5	6	
	Jr. Resident	10		10	25	
Orthopaedics	Professor	1		1	2	0
	Assoc. Prof.	2		2	2	0
	Asstt.Prof.	3		3	4	0
	Sr. Resident	3		3	4	0
	Jr. Resident	6		6	17	0
Oto-Rhino- Laryngology	Professor	1		1	1	0
	Assoc. Prof.	1		1	2	0
	Asstt.Prof.	1		1	4	0
	Sr. Resident	1		1	2	0
	Jr. Resident	2		2	9	0
Ophthalmology	Professor	1		1	1	0
	Assoc. Prof.	1		1	6	0
	Asstt.Prof.	1		1	0	0
	Sr. Resident	1		1	3	0
	Jr. Resident	2		2	11	0
Obsterics & Gynaecology	Professor	1		1	0	01- On medical leave
	Assoc. Prof.	2	1	3	3	0

Dr. M.P. Parchand
21-11-16

Dr. Satyajeet Verma


Dr. M Sasidhar
24/11/16

Signature of Dean/Principal
& Research Institute
Gyandurga


	Asstt.Prof.	3		3	4	0
	Sr. Resident	3		3	5	0
	Jr. Resident	6		6	15	0
Anaesthesiology	Professor	1		1	2	0
	Assoc. Prof.	3	1	4	4	0
	Asstt.Prof.	5	1	6	6	0
	Sr. Resident	3	1	4	7	0
	Jr. Resident	6		6	22	0
Radio-Diagnosis	Professor	1		1	2	0
	Assoc. Prof.	1	1	2	2	0
	Asstt.Prof.	1	1	2	4	0
	Sr. Resident	3	1	4	4	0
Dentistry	Professor	1		1	1	0
	Assoc. Prof.	1		1	1	0
	Asstt.Prof.	1		1	1	0
	Jr. Resident	1		1	5	0
total		217	12	229	399	0


Deficiency chart:

Department	Professor	Asso. Prof	Asst. Prof.	Tutors	SR	JR
Anatomy	0	0	0	0	0	0
Physiology	0	0	0	0	0	0
Bio chemistry	0	0	0	0	0	0



Dr. M.P. Parchand



Dr. Satyajeet Verma



Dr. M Sasidhar



Signature of Dean/Principal
& Research Centre
In-charge

Department	Professor	Asso. Prof	Asst. Prof.	Tutors	SR	JR
Pharmacology	0	0	0	0	0	0
Pathology	0	0	0	0	0	0
Microbiology	0	0	0	0	0	0
Forensic Medicine	0	0	0	0	0	0
Community Medicine	0	0	0	0	0	0
Gen. Medicine	0	0	0	0	0	0
Paediatrics	0	0	0	0	0	0
TB and Chest	0	1	0	0	0	0
Dermatology	0	0	0	0	0	0
Psychiatry	0	0	0	0	0	0
Gen Surgery	0	0	0	0	0	0
Orthopaedics	0	0	0	0	0	0
ENT	0	0	0	0	0	0
Ophthalmology	0	0	0	0	0	0
Ob-Gy	1	0	0	0	0	0


 Dr. M.P. Parchand
 21.4.16


 Dr. Satyajeet Verma


 Dr. M Sasidhar


 Signature of Dean/Principal
 & Research Institute
 Mysore

Department	Professor	Asso. Prof	Asst. Prof.	Tutors	SR	JR
Anaesthesiology	0	0	0	0	0	0
Radiology	0	0	0	0	0	0
Dentistry	0	0	0	0	0	0
Total	1	1	0	0	0	0

- 1) Deficiency of Teaching Faculty : 1.3 % (2 out of 143)
- 2) Deficiency of resident doctors : Nil %

Notes:
For purpose of working out the deficiency:
(1) The deficiency of teaching faculty and Resident Doctors shall be counted separately.
(A) For Teaching Faculty:
(a) For calculating the deficiency of faculty, Prof., Assoc Prof., Asst. Prof & Tutor in respective departments shall be counted together.
(b) Any excess teaching faculty in higher cadre can compensate the deficiency of lower cadre of the same department only.
(c) Any excess teaching faculty of lower cadre/ category in any department cannot compensate the deficiency of any teaching faculty in the higher cadre/ category of the same department or any other department. e.g. excess of Assistant Professor cannot compensate the deficiency of Associate Professor or Professor.
(d) Excess/ Extra teaching faculty of any department cannot compensate the deficiency of any teaching faculty in any other department.

Dr. M.P. Parchand
21.4.16

Dr. Satyajeet Verma

Dr. M Sasidhar
21/4/16

Signature of Dean/Principal
& Research Institute
Mysuru

(B) For Resident Doctors:

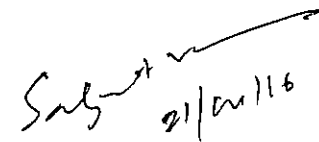
- (a) Excess of SR can be compensated to the deficiency of JR of the same department only.
- (b) Excess SR/JR of any department cannot compensate the deficiency of SR/JR in any other department.
- (c) Any excess of JR cannot compensate the deficiency of SR in same or any other department.
- (d) Any excess/ extra teaching faculty of same or any other department cannot compensate the deficiency of SR/JR.
e.g. excess of Assistant Professor cannot compensate the deficiency of SR or JR.

(2) A separate department of Dentistry/Dental faculty is not required where a dental college is available in same campus/city and run by the same management.

(3) Colleges running PG program require additional staff, beds & other requirements as per the PG Regulations - 2000.



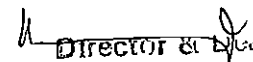
Dr. M.P. Parchand



Dr. Satyajeet Verma



Dr. M Sasidhar



Director & Dean,
Signature of Dean/Principal/College
& Research Institute

ConfidentialMEDICAL COUNCIL OF INDIA**ASSESSMENT FORM FOR MBBS ADMISSIONS REPORT**

Part A-I

(to be filled by the Institution)

1.1 **Type of Assessment U/S 10A-regular/compliance** : Letter of Intent () /Letter of Permission () , 1st renewal() , 2nd renewal () , 3rd renewal () , 4th renewal () , 5th renewal

U/S 11(2) - Regular : Recognition (Yes)

U/S 19 Continuation of Recognition ()

Name of the Institution : Mysore Medical College and Research Institute

Address : Irwin Road, Mysore

Telephone No. : 0821-2520512(Office), 2520803 (Fax)

E-mail : mmcrimysore@yahoo.com

Fax : 0821-2520803

Website : mmcrimysore.org.in

Management : Government of Karnataka

Applicants Regn. no.

Date:

Signature with stamp Dean/Principal/Director

Signature
Director/Principal/Director
Mysore Medical College and
Research Institute
MYSORE

Assessment Date :

Last Assessment Date : 20.03.2015

Particular of Assessors :

Name of the Assessors	Correspondence Address	Phone # Off./ Res./ (Mobile)	Email

Letter of Consent from University : Rajiv Gandhi University of Health Sciences, Bengaluru

Validity : 2011-12

Affiliating University Code

Academic Year : 2015-16

No. of seats as per Essentiality Certificate : 150

Validity
APPEND AS ANNEXURE -I

Note:

1. All rows/columns must be filled.

Date:

Signature with stamp
 Director and Dean
 Mysore Research Institute
 Mysore
 MYSORR

2. 'Not Applicable' should be clearly written wherever a required information is not relevant.
3. Prescribed requirements of infrastructure & faculty may be checked from the attached annexure 1& 2.
4. All pages of the report are to be signed by all the three assessors and Dean/Principal.
5. In LOI/LOP for increase of seats from 50-100, the requirement will be counted after stage of recognition for 50seats.

1.2 For LOI/LOP ONLY:

- (a) Location: The applicant college is located in Mysore (city/village) of Mysore taluka Mysore district of Karnataka state.
- (b) The College has following plots of land: Copies enclosed (**Annexure - 2**)

Plot #	Survey #	Place	Area	Remarks if any
Devarajamohalla	2074	Irwin Road	35613.5 sq mtrs.	Mysore Medical College & Research Institute
Devarajamohalla	2005	Sayyajirao Road, Irwin Road, Dhanvanthri Road, Dhiwan Road	86735.4 sq. mtrs.	K.R. Hospital & Cheluvamba Hospital, Mysore
Devarajamohalla	2007	, Irwin Road, Dhanvanthri Road, Dhiwan Road, Jansi Laxmibai Road	54941.4 sq. mtrs	J.K. Sports Ground, Mysore
Devarajamohalla	4827	K.R.S Road Mysore	111.6 sq.mtrs	PKTB Hospital Staff Quarters
Devarajamohalla	4828	K.R.S Road Mysore	115.3 sq.mtrs	PKTB Hospital Staff Quarters
Devarajamohalla	4856	K.R.S Road Mysore	112.4 sq. mtrs	PKTB Hospital Staff Quarters
Devarajamohalla	4830	K.R.S Road Mysore	113.2 sq. mtrs	PKTB Hospital Staff Quarters
Devarajamohalla	4849	K.R.S Road Mysore	115.2 sq.mtrs	PKTB Hospital Staff Quarters

Date:

Signature with stamp
 Director and Dean
 Mysore Medical College and
 Research Institute
 MYSORE

Devarajamohalla	4850	K.R.S Road Mysore	167.4 sq.mtrs	PKTB Hospital Staff Quarters
Devarajamohalla	4853	K.R.S Road Mysore	113.6 sq mtrs	PKTB Hospital
Devarajamohalla	2035	Ramavilas Road, Jansi laxmibai Road	11973.4 sq mtrs	Medical College UG Boys Hostel
Devarajamohalla	2015	JLB Road, Vinoba Road	1386.7 sq mtrs	P.G. Women hostel
Devarajamohalla	2014	JLB Road, Vinoba Road	1921.0 sq mtrs	PG Women hostel
Devarajmohalla	01	KRS Road	39507.8 sq mtrs	U.G. Women hostel

(c) The campus is unitary / divided into 03 parts, if not unitary distance between parts. Pre - clinical, Para Clinical departments and Administrative Block is located in same campus. Clinical departments except the Dept. of Pulmonary Medicine and Cardio Thoracic Surgery are located in one campus just adjacent to the college. The department of Pulmonary Medicine and and Cario thoracic surgery are located in one campus which around 05 kms. of distance from the Institution.

(d)* Attested copy of ownership certificate to be enclosed

(e)* Land use conversion to Non-Agricultural. : Yes

1.3* Building Plan approval from the competent authority : Public Works Department, Government of Karnataka (name of the authority and date of approval). - In the year 1930

1.4 Buildings: The Medical College occupies a 02 and 03 storied building.

The hospital is located in a separate building. Yes

Date:

Signature with stamp

Director and Dean
Dean/Principal/Director
Research Institute
MYSORE

OPD block is part of the hospital building/in a 02 storied separate OPD block connected by a corridor with the hospital building. Space is adequate for all teaching activities in all the departments and also for central facilities. Total floor area available is: 51,000 sq. mtrs.

College: 35613.5 sq mtrs.

Hospital (including OPD): 86849.0 sq.mt.

Area added since last inspection - No

Facilities for disabled persons (ramp etc.) Yes

Are the staff facilities and space adequate: Yes

1.5 Building Use/ Occupancy Certificate: approved by _____ order no: _____ dated _____: This building is around 100 years old building and own building.

1.6 Nearest airport : Bengaluru 176 kms, Mysore - 05 kms

1.7 Nearest Railway Station : Mysore within 01km.

1.8* Water Supply : Through Municipal - Corporation / Borewells - Water Works department

1.9* Electric supply : Sanctioned Load 850KVA.

1.10* Generators : available/not available, Available load 850 KVA

1.11* Drainage & sewage disposal: CTF/ SELF : Corporation

* THE ABOVE INFORMATION TO BE SUPPLIED WITH SUB-COMPONENTS AS ANNEXURE-II
(DETAILS TO BE SUBMITTED)

Date: / /

Signature with stamp

Director and Dean
Mysore Medical College
Research Institute
MYSORE

1.12 Working Hours:

1. OPD Timings: 9.00 am to 4.00 pm
2. College Timings: 10.00 am to 5.30 pm
3. Library Timings: 9.00 am to 9.00 pm (Self study hall opens: Round the clock)

1.13 Annual Budget: College & Hospital

Year	2012-2013	2013-14	2014-15	2015-16
Salary				
- Doctors				
- Resident Doctors				
- Other Staff				
Technical Training				
Library & Education	Copy enclosed (Annexure - III)			
Maintenance				
Contingencies				

Date: _____

Signature with stamp _____

Director and Dean
Dean/Principal/Director
Research Institute
MYSORE

Others				
Total				

Hospital

Year	2012-2013	2013-14	2014-15	2015-15
Salary				
- Doctors				
- Resident Doctors				
- Nursing Staff				
- Other Staff				
Diet				
Drugs	bCopy enclosed (Annexure - III)			
Contingencies				
Others				
Total				

Date: / /

Director and Dean
 Signature with stamp *Dean/Principal/Director*
Research Institute
MYSORE

1.14 Paramedical staff (Nos.): Give details of technicians department wise:

Department	Technician	Assistant	Attendant	Other
Radiology	05	04	08	
Biochemistry	09	Nil	2 Nos.	-
Microbiology	11	04	06	
Serology	04	02	05	
Heamatology	04	04	03	
Histo-pathology				
Cytopathology				
OT	06	02	06	
Anesthesia	06	02	06	
Blood Bank	06	02	04	
Labour Room	02	02	06	
Emergency Room	02	02	04	
CSSD	04	02	01	
Mortuary	02	04	02	
Laundry	06	02	02	
Electrical	06	02	02	

Date:

Signature with stamp Dean/Principal/Director
Mysore Medical College and
Research Institute
MYSORE

Housekeeping	Out source			
Bio-medical	01 (Bio-Medical Engineer)	01	01	
BWM (Biomedical Waste Management)	02	02	01	
Pharmacy	06	06	06	

Department	Technician	Assistant	Attendant	Other
Anatomy	02	0	06	
Biochemistry	08	04	04	
Physiology	1 No	01	1 No	Typist-1 No Sweepers-2Nos
Microbiology	06	04	04	
Pathology				
Forensic Medicine	01	01	04	
Community Medicine	01	02	05	
Pharmacology	01	01	4	1
UHC	01	01	02	
RHC	01	01	02	

Date:

Signature with stamp *Dean/Principal/Director*
**Mysore Medical College and
 Research Institute
 MYSORE**

1.15 nursing staff available

Chief Nursing Officer (1: >=500 beds)	Nursing Supdt. (1: >=250 beds)	DNS (1: 300 beds)	ANS (1 ANS: 150 beds)	Staff Nurses (1:30 beds)	Total
Available	Available	Available	Available	Available	366

Kindly give the deployment from the above mentioned total strength of nursing staff

ICUs (1:1 in ICUs & 1:3 in HDUs)

MICU	SICU	PICU	ICCU	RCU	Total
60	24	18	18	06	126

OTs (1:2 for Major Surgery & 1:1 for Minor Surgery)

OT (Gen Surg)	OT (Obs)	OT (ENT)	OT	Staff Nurses	Total
20	10	06	16	11	63

Date:

Signature with stamp
 Director/Principal/Director
 Mysore Medical College and
 Research Institute
 MYSORE

1.15: nursing staff available

Category	No of Beds _____	
	Required Nos.	Available Nos.
Staff Nurses	400	435
Sister Incharge		
ANS	02	02
DNS	01	01
Nursing Suptd	01	01
Total	404	439

1.16 Medical Education Unit (MEU):

Available as per regulations : Yes

Name of the MEU coordinator : Dr. M.A. Shekhar

Details of affiliated faculty

: Dr. M. A. Shekar, Professor of Medicine, 30 yrs
 :Dr. Asha Shekar, assoc. Prof of physiology,
 :Dr. S.N. Manjunatha, 14 yrs. Asst. Prof. of Com. Medicine.
 :Dr. R. Parashuram, 7 yrs. Asst. Professor of Anatomy
 :Dr. M. M. Sumanth, 4 yrs. Asst. Professor of Com. Medicine
 :Dr. K. H. Naveen, 5 yrs. Asst. Prof of Com. Medicine
 : Dr. Meera S, Professor of Biochemistry, 8 yrs.
 :Dr. Shubha Jayaram, Assoc. Professor of Biochemistry, 7 yrs
 :Dr. Srinivas, Assoc. Professor of Pathology, 7 yrs
 :Dr. Hema N G, Professor of Pharmacology, 14 yrs

Date:

Signature with stamp Dean/Principal/Director

Director and Dean
**Mysore Medical College and
 Research Institute
 MYSORE**

: Dr. Chandrashekar .S Porfessor of medicine
 :Dr. sharath kumar H.K. Assoc. Professor of pathology
 :Dr. Seema Deepak assoc. Prof of anatomy, 7 yrs
 :Dr. Deepa, Asst. Professor of Biochemistry, 4 yrs.

Dr. M. A. Shekar, 30 yrs. Professor of Medicine
 Dr. S.N. Manjunatha, 7 yrs. Asst. Prof. of Com. Medicine.
 Dr. R. Parashuram, 5 yrs. Asst. Professor of Anatomy
 Dr. M. M. Sumanth, 3 yrs. Asst. Professor of Com. Medicine
 Dr. K. H. Naveen, 5 yrs. Asst. Prof of Com. Medicine

Details of the Orientation programme and Basic Course Workshop
 undergone by MEU Coordinator

: All the newly recruited teaching staff are
 undergoing this workshop

Name of the MCI Regional Centre where above training
 has been undertaken by MEU Coordinator and dates of training

: St. John's Medical College

Details of faculty who have undergone basic course workshop in
 MET at MCI regional centre

: Dr. M. A. Shekar, Professor of Medicine, 30 yrs
 :Dr. Asha Shekar, assoc. Prof of physiology,
 :Dr. S.N. Manjunatha, 14 yrs. Asst. Prof. of Com. Medicine.
 :Dr. R. Parashuram, 7 yrs. Asst. Professor of Anatomy
 :Dr. M. M. Sumanth, 4 yrs. Asst. Professor of Com. Medicine
 :Dr. K. H. Naveen, 5 yrs. Asst. Prof of Com. Medicine
 : Dr. Meera S, Professor of Biochemistry, 8 yrs.
 :Dr. Shubha Jayaram, Assoc. Professor of Biochemistry, 7 yrs
 :Dr. Srinivas, Assoc. Professor of Pathology, 7 yrs
 :Dr. Hema N G, Professor of Pharmacology, 14 yrs
 : Dr. Chandrashekar .S Porfessor of medicine
 :Dr. sharath kumar H.K. Assoc. Professor of pathology
 :Dr. Seema Deepak assoc. Prof of anatomy, 7 yrs
 :Dr. Deepa, Asst. Professor of Biochemistry, 4 yrs.

Date:

Signature with stamp Dean/Principal/Director
 Mysore Institute
 Research Institute
 MYSORE

Details of Basic Course Workshops in Medical Education Technology conducted by MEU under supervision by allocated Regional Centre

: All the newly recruited teaching staff are posted to undergo this training

Feedback evaluation of workshops by observer from Regional Centre and action taken on the Observer Report

: All the underwent faculties are developing the teaching skill and modern technology of teaching methods

1.17 Continuing Medical Education : Details of CMEs/workshop organized by the college held in the past 1 year: CMEs conducted by various departments of the Institution.

Details of the credit hours awarded for the past one year (details / comments in annexure IV):

1.18 College Council :

- Name, designation, contact no. and address of the President & Secretary
 - Dr. B. Krishnamurthy, Director and Dean - President
 - Contact No. - 9448057007
- Composition of the Council (HODs as members & Principal / Dean as chairperson)
- No. of times the College Council meets per year (min 4) : 04 times

Date: / /

Signature with stamp
 Director and Dean
 Mysore/Principal/Dean
 Research Institute
 MYSORE

- Action taken report on College Council Meetings (details / comments in annexure II) – Discussed about research activities and development of methodology of teaching and patient care

1.19 Postgraduate Courses: The institution conducts postgraduate courses as under:

Degree Courses:

Name of the Course	Recognition status	Number Permitted	Number admitted last year
Anatomy	Recognised	2	1
Physiology	Recognised	2	1
Biochemistry	recognised	1	0
Pharmacology	Recognised	4	4
Forensic Medicine	Recognized	1	1
Com. Medicine	Recognized	3	3
Gen. Medicine	Recognised	11	11
Gen. Surgery	Recognised	20	20
OBG	Recognised	04	04
Paediatrics	Recognised	06	06
Orthopaedics	Recognised	04	04
Ophthalmology	Recognised	03	03
Anaesthesiology	Recognised	06	06
Pathology	Recognised	07	07
Microbiology	Recognised	05	05
Dermatology	Recognised	02	02
Radio Diagnosis	Recognized	05	05

Date:

Signature with stamp Dean/Principal/Director

Director and Dean
Mysore Medical College and
Research Institute
MYSORE

Diploma Courses:

Name of the Course	Recognition status	Number permitted	Number admitted last year
DGO	Recognised	6	6
DCH	Recognised	6	6
DLO	Recognised	2	02
DA	Recognised	10	10
DOMS	Recognised	9	09
DDVL	Recognised	1	01
DTCD	Recognised	2	02
D. Ortho.	Recognised	3	03

(a) 1.20 Clinical material (*Random verification of any 3 months to be done by the assessor): Copy enclosed (**Annexure – V**)

Item	Daily average (for last one year*)	Day of assessment (Upto 1.00 pm)	Remarks
O.P.D. attendance	1230 +206+105		
Casualty attendance	66		
No of admissions	99 + 54+12		
No. of discharges	106		
Bed occupancy %	90%		
<u>Operative Work</u>			
No. of major surgical operations	49		
No. of minor surgical operations	30		

Date:

Signature with stamp Dean/Principal/Director
Director and Dean
Mysore Medical College & Research Institute
MYSORE

No. of normal deliveries	65				
No. of caesarian sections	15				
<u>Radiological Investigations</u>	O.P.D	I.P.D	O.P.D	I.P.D	
<u>X-ray</u>					
Ultrasonography	75	45			
Special investigations	01	-			
C.T. Scan	36	10			
MRI	19	05			
<u>Laboratory Investigations</u>					
Biochemistry	} 354	105			Copy enclosed
Microbiology					
Serology					
Haematology					
Histopathology					
<u>Cytopathology Others</u>					
Any other					

Date:

Signature with stamp Dean/Principal/Director
Mysore Medical College and
Research Institute
MYSORE

1.21 :College Website: (to be updated every month with no & date)

Sl. No.	Details of information	Provided or not (with no & date)
1	Dean, Principal & M.S.	Provided
2	Staff-Teaching & non Teaching*	Provided
3	CME, Conference, academic activity conducted	Provided
4	Awards, achievements received by the faculty.	Provided
5	Affiliated university and its VC & Registrar.	Provided
6	Details of the MCs infrastructure a) Academic Facilities (LT, Demo rooms, Common rooms, Labs, Library, Skill lab, Computer Lab, Auditorium): b) Hospital: c) Residential Facilities: Hostel, Cafeteria, Mess, d) Recreation Facilities: Indoor & Outdoor e) Medical Facilities for Students & Staff	Provided
7	Citizen Charter	Provided
8	List of students admitted category wise (UG & PG) in current and previous year.	Provided
9	Results of all examinations in previous year.	Provided
10	Details of members of the Anti Ragging Committee Members with contact details	Provided

Date:

Signature with stamp Dean/Principal/Director

Mysore Medical College and
Research Institute
MYSORE

	including landline Ph. mobile, email etc..	
11	Toll free number to report ragging.	Provided
12	No. of ragging cases reported to Anti Ragging Committee and Action taken by Anti Ragging Committee.	Provided

* Drop down menu - department wise; details of teaching & non teaching staff to be incorporated in the web site

(b) I hereby given an undertaking that :

- (i) The college will admit students only after getting clearance from Govt. of India / Board of Governors;
- (ii) In case, the declaration made by me is found to be false in any material point then necessary Civil / Criminal proceedings, including prosecution under Section 199 of the Indian Penal Code, 1860, may be initiated against me by the Competent Authority.

Signatures of the Co-ordinator/Assessors:

Dr. _____

Dr. _____

Dr. _____

Date: _____

Signature with stamp
 Dean/Principal/Director
Director and Dean
 Mysore Medical College and
 Research Institute
MYSORE

Signature with stamp Dean/Principal/Director
 Director and Dean
 Mysore Medical College and
 Research Institute
MYSORE

DI-155317
29-2-16 1

MEDICAL COUNCIL OF INDIA

ASSESSMENT FORM FOR 150 - MBBS ADMISSIONS REPORT

(INCREASE IN ADMISSION CAPACITY FROM 100 TO 150)

Part A-II

(to be filled by the Assessors)

1.1 Type of Assessment

U/S 10A-regular/compliance: Letter of Permission (), 1st renewal (), 2nd renewal (), 3rd renewal (), 4th renewal ()

U/S 11- Recognition - Regular/Compliance


U/S 11- Recognition - Regular/Compliance - Recognition (✓)


Continuation of Recognition/Compliance ()


Any Other: _____


Name of the Institution	:	Mysore Medical College & Research Institute, Mysore
Address	:	Mysore Medical College & Research Institute, Irwin Road, Mysore
Telephone No.	:	0821-2520512
E-mail	:	mmcrimysore@yahoo.com
Council Letter No & Date	:	MCI-37(1)(R1-51)(UG)/2014-Med/
PG Courses	:	Yes

Continuation of Recognition/Compliance ()

Signatures:  Dr. Santosh G. Varma
Coordinator

 Dr. Veena Patodi
Assessor

 Dr. Rajesh C. Dere
Assessor

 Dr. B. Krishnamurthy
Dean/Principal

Date: 27/02/2016


27/02/2016


27/02/2016


27/02/2016


Particulars of Assessors

Name of the Assessors	Correspondence Address	Contact No	Email
Dr. Santosh G. Varma	Professor and Head, Dept of Biochemistry , V M Government Medical College, Solapur, Maharashtra	9323959000	drsantoshgvarma@yahoo.com
Dr. Veena Patodi	Professor, Dept of Anaesthesiology , Jawaharlal Nehru Medical College, Ajmer, Rajasthan	09414008276	veenapatodi@gmail.com
Dr. Rajesh Chandrakant Dere	Professor, Dept of Forensic Medicine , Lokmanya Tilak Municipal Medical College, Sion, Mumbai, , Maharashtra	09769616777	dr.rajeshdere@gmail.com

Signatures:  Dr. Santosh G. Varma
Coordinator
Date: 27/02/2016

 Dr. Veena Patodi
Assessor
27/02/2016

 Dr. Rajesh C. Dere
Assessor
27/02/2016

 Dr. B. Krishnamurthy
Dean/Principal
27/02/2016

1.2 The College has following plots of land: (Annexure - 1)

The campus is.	divided into 03 parts In the Irwin Road to the right side is the college and to the left of the road is the K.R. Hospital and Cheluvamba Hospital. P.K.T.B. Hospital is situated in the K.R.S Road.
----------------	--

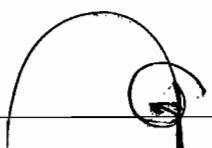
1.3 Dean/Principal: Dr. B. Krishnamurthy, M.D.(Paediatrics) with 27 years of teaching experience 13yrs of administrative experience. He is also holding the post of Professor in the Department of Paediatrics.


Dean Office is located in College building along with the administrative block. Adequate space (as per MSR guidelines by MCI) and other required facilities (as given in the table below) are provided/not provided to the administrative staff.

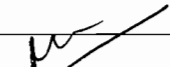
Office Space Requirement	Requirement Space (mts)	Available
Dean/Principal Office	36sq.mts	72 sqmts
Staff Room	54sq.mts.	Yes
College Council Room	80sq.mts.	168 sqmts

1.4 Medical Education Unit (MEU): (ANNEXURE - 2)

Available as per Regulations	: Yes
Name of the MEU coordinator	: Dr. M. A. Shekar
Name, Designation & Experience of affiliated faculty	: Dr. M. A. Shekar, Professor of Medicine, 23 yrs of Total Teaching Experience Dr. S.N. Manjunatha, 14 yrs. Asst. Prof. of Com. Medicine. Dr. Asha Shekar, assoc. prof of physiology Dr. R. Parashuram, 5 yrs. Asst. Professor of Anatomy Dr. M. M. Sumanth, 3 yrs. Asst. Professor of Com. Medicine Dr. K. H. Naveen, 5 yrs. Asst. Prof of Com. Medicine

Signatures:  Dr. Santosh G. Varma
Coordinator

 Dr. Veena Patodi
Assessor

 Dr. Rajesh C. Dere
Assessor

 Dr. B. Krishnamurthy
Dean/Principal

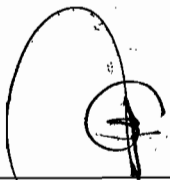
Date: 27/02/2016


27/02/2016

27/02/2016

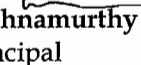
27/02/2016

	<p>Dr. Meera S, Professor of Biochemistry, 7 yrs of teaching experience Dr. Shubha Jayaram, Assoc. Professor of Biochemistry, 7 yrs of teaching experience Dr. Deepa, Asst. Professor of Biochemistry, 3 yrs of teaching experience Dr. seema Deepak, assoc. professor of anatomy, 7 yrs of teaching experience Dr. Srinivas, Assoc. Professor of Pathology, 7 yrs of teaching experience Dr. sharath kumar Dr. Hema N G, Professor of Pharmacology, 14 yrs of teaching experience Dr. Chandrashekar .S.</p>
Name of the MCI Regional (Nodal) Centre where above training has been undertaken	: St. John`s Medical College, Bangalore
Details of the Orientation programme and Basic Course Workshop undergone by MEU(No. of programmes organized during Academic year, No. of People attended, proceedings (to be verified at the time of assessment)	: 03. 95-100 faculty attended the programme . Details enclosed.
Date/s of the above workshops	: 16-06-2015 to 18-06-2015
Details & Duration of Workshops in Medical Education Technology conducted by MEU	: Enclosed.
Details of faculty who have undergone basic course workshop in <i>Medical Education Technology</i> at the allocated MCI Regional Centre	: Dr. M. A. Shekar, Professor of Medicine, 30yrs of Total Teaching Experience Dr. Asha Shekar, assoc. Professor of Physiology Dr. S.N. Manjunatha, 14 yrs. Asst. Prof. of Com. Medicine. Dr. R. Parashuram, 5 yrs. Asst. Professor of Anatomy Dr. M. M. Sumanth, 3 yrs. Asst. Professor of Com.

Signatures:  Dr. Santosh G. Varma
Coordinator

 Dr. Veena Patodi
Assessor

 Dr. Rajesh C. Dere
Assessor

 Dr. B. Krishnamurthy
Dean/Principal


Date: 27/02/2016

27/02/2016

27/02/2016


27/02/2016

	<p>Medicine</p> <p>Dr. K. H. Naveen, 5 yrs. Asst. Prof of Com. Medicine</p> <p>Dr. Meera S, Professor of Biochemistry, 7 yrs of teaching experience</p> <p>Dr. Shubha Jayaram, Assoc. Professor of Biochemistry, 7 yrs of teaching experience</p> <p>Dr. Deepa, Asst. Professor of Biochemistry, 3 yrs of teaching experience</p> <p>Dr. Srinivas, Assoc. Professor of Pathology, 7 yrs of teaching experience</p> <p>Dr. Hema N G, Professor of Pharmacology, 14 yrs of teaching experience</p> <p>Dr. Seema Deepak, assoc. Professor of anatomy, 7 yrs</p> <p>Dr. Chandrashekar .S, professor of surgery</p> <p>Dr. Sharath Kumar.H.K, assoc. professor of pathology</p>
<p>Details of faculty who have undergone advanced course workshop in Medical Education Technology at the allocated MCI Regional Centre</p>	<p>Dr. Srinivas, Assoc. Professor of Pathology, 7 yrs of teaching experience</p> <p>Dr. S.N. Manjunatha, 14 yrs. Asst. Prof. of Com. Medicine.</p>
<p>Feedback evaluation of workshops and action taken reports on the basis of feedback obtained</p>	<p>: Enclosed</p>

Signatures:  Dr. Santosh G. Varma

Coordinator

Date: 27/02/2016

 Dr. Veena Patodi


Assessor

27/02/2016

 Dr. Rajesh C. Dere

Assessor

27/02/2016

 Dr. B. Krishnamurthy

Dean/Principal

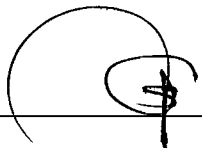
27/02/2016


1.5 Continuing Medical Education : (ANNEXURE - 3)

No and Details of CMEs/workshop organized by the college held in the past 1 year	:	17
Details of the credit hours awarded for the past one year		34 credit hours. Details enclosed.

1.6 College Council : (ANNEXURE - 4)

Name, designation, contact no. and address of the President & Secretary.	:	DR. B. Krishnamurthy, Director and Dean, Mysore Medical College & Research Institute, Mysore
Composition of the Council (HODs as members & Principal / Dean as chairperson)		Director and Dean is Chairperson and All the Heads of the departments are members
No. of times the College Council meets per year (min 4)	:	Jan-14 to Dec-14- 04 Jan-15 to Dec-15-04 Details enclosed
Details of college Council meetings where students Welfare was discussed and Action taken report (details/comments in annexure II)		Academic Activities Jan-15 to Oct-15 - Details enclosed. Sports Activities Jan-15 to Dec - 15 Details enclosed Cultural Activities Jan-15 to Dec15 - Details enclosed

Signatures:  Dr. Santosh G. Varma
Coordinator

 Dr. Veena Patodi
Assessor

 Dr. Rajesh C. Dere
Assessor

 Dr. B. Krishnamurthy
Dean/Principal

Date: 27/02/2016

27/02/2016

27/02/2016

27/02/2016

	Ethics Committee Jan-15 to Oct-15- Details enclosed
--	---


1.7 **Pharmacovigilance Committee:** Present (ANNEXURE - 5)
No of meeting in the previous yrs. : 02, No minutes of meeting and agenda.


1.8.1 **Examination Hall-cum-auditorium:**


1. Area Requirement	Available
1200 Sq. mt.	1182.44 sqmts Exam Hall Capacity - 300


1.9 **Lecture Theatres:**

	Medical college		Hospital		Comments
	Req	Available	Req	Available	
Number	4	4	1	1	
Capacity	180	180, 180, 110, 90	350	350	2 Halls are having in Adequate seating capacity.
Type (Gallery)	Yes		Yes		
A.V. Aids	Yes		Yes		

Signatures:  Dr. Santosh G. Varma
Coordinator

 Dr. Veena Patodi
Assessor

 Dr. Rajesh C. Dere
Assessor

 Dr. B. Krishnamurthy
Dean/Principal

Date: 27/02/2016

27/02/2016

27/02/2016

27/02/2016

1.10 Library

Air-conditioned - No

Working Hours:


- a. Stack room : 10 to 4
- b. Reading room : 24 hrs

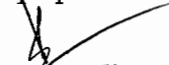
	Required	Available	Remarks
Area	2400 Sq.m.	2400 sq.m.	
Student Reading Room (Inside)	150 Capacity	150 Capacity	
Student Reading Room (Outside)	150 Capacity	150 Capacity	
Staff Reading Room	30 Persons	30 Persons	
Room for Resident/PG reading room	Yes	No	
Particulars	Required Nos.	Available Nos.	Remarks
No of Books	11,000	42818	Air condition of Library required with increase in Internet Nodes
Journals (Indian)	70	40	
Journals (Foreign)	30	74	
Internet Nodes	40	10	


1.11 Common Room for Boys & Girls


	Area Required Sq. Mt.	Available Area Sq. Mt.	Toilet - Attached Y/N
Boys	150 sq. mt	Yes	No
Girls	150 sq. mt	Yes	Yes

1.12 Central Photography Section: Available No.
 Staff No.
 Equipments No.

Signatures:  Dr. Santosh G. Varma
 Coordinator

 Dr. Veena Patodi
 Assessor

 Dr. Rajesh C. Dere
 Assessor

 Dr. B. Krishnamurthy
 Dean/Principal

Date: 27/02/2016

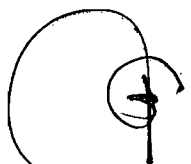
27/02/2016

27/02/2016

27/02/2016

1.13 Hostel: Location – Within campus

Hostel Category	Required Capacity	Available Capacity (No Rooms X capacity of each room = Total capacity)		Furnished (Y/N)	Toilet Facility Adequate/ Inadequate	Mess (Y/N)	Hygiene of Hostel campus Y/N	Visitor room, AC Study room with internet & Computer, Recreation room with TV, Music, Indoor Games Y/N	Remarks
		Male	Female						
UG Students @ 75% Capacity	565	350		Y	Y	Y	Y	Y	Capacity less than Required
Interns @ 100% Capacity	150	78		Y	Y	Y	Y	Y	There is no separate Intern Hostel, space is adjusted in UG hostel and PG Hostel
Resident @ 100% Capacity including PG	85	Male 225	Female 181	Y	Y	Y	Y	Y	There is no visitor room, AC study room with internet.
Nurses @ 20% Capacity	75	240		Y	Y	Y	Y	Y	There is no visitor room, AC study room with internet.

Signatures:  Dr. Santosh G. Varma

Coordinator

Date: 27/02/2016

 Dr. Veena Patodi

Assessor

27/02/2016

 Dr. Rajesh C. Dere

Assessor

27/02/2016

 Dr. B. Krishnamurthy

Dean/Principal


27/02/2016

Residential Quarters:

Category	Required Nos.	Available Nos.	Remarks
Teaching Staff @ 20% Capacity	26	Available - 26	Nil
Non-Teaching Staff @ 20% Capacity	36	Available - 122	Nil


1:14 Recreational Facilities:

Outdoor games		Yes
Play field/s		Yes
Type of games		Cricket, Football, etc
Indoor games facilities		Yes
Gymnasium		Available but not completely developed.

1.15 Gender Harassment Committee -: YesSignatures:  **Dr. Santosh G. Varma**

Coordinator

Date: 27/02/2016

 **Dr. Veena Patodi**


Assessor

27/02/2016

 **Dr. Rajesh C. Dere**

Assessor

27/02/2016

 **Dr. B. Krishnamurthy**

Dean/Principal

27/02/2016

TEACHING HOSPITAL

- 2.1 Name of the Hospital: 1) K. R. Hospital,
2) Cheluvamba Hospital
3) PKTB Hospital

Owned by: Government of Karnataka

- 2.2 Name of the Medical Superintendent:

1. Medical Superintendent of K.R. Hospital : Dr. Chandrashekar N.,(Incharge)
Incharge Superintendent PKTB Hospital Professor in Neurosurgery
with 09 years administrative experience.
2. Medical Superintendent of Cheluvamba Hospital : Dr. S. Radhamani, MS(OBG),
Professor in OBG
with 10 years administrative experience.
3. Medical Superintendent of P.K.T.B. Hospital : Dr. H. M. Virupaksha, MD(Pulmonary Medicine)
Incharge Superintendent PKTB Hospital Professor in Pulmonary Medicine

Office Space Requirement sq. mt.	Availability	Comments
Dean/Principal's Room	72 sqmts	
Medical Supdt's Office	KRH 41.40 sqmts Cheluvamba 42.16 sqmts PKTB 15.84 sqmts	
Office Space	150 sq.m	

Signatures: Dr. Santosh G Varma
Coordinator

Dr. Veena Patodi
Assessor

Dr. Rajesh C. Dere
Assessor

Dr. B. Krishnamurthy
Dean/Principal

Date: 27/02/2016

27/02/2016

27/02/2016

27/02/2016

2.3 Teaching and other facilities :

OPD Timings	:	09 A.M. to 4 P.M.
Separate Registration areas for male/female patients available	:	Yes
Separate Registration counters for OPD/IPD	:	available
Are the Registration counters computerized	:	Yes
Staff for registration center	:	adequate
Waiting areas for above patients available	:	yes
No. of rooms for examination of patients	:	yes
Capacity of teaching area in each department	:	yes
Enquiry Desk	:	Yes

2.4 Facilities available in OPD

-Medicine Injection room - Male - Female	Yes Yes	E.C.G. Room	Yes
Surgery Dressing room -		Minor OT	Yes

Signatures: **Dr. Santosh G. Varma**
Coordinator

Dr. Veena Patodi
Assessor
27/02/2016

Dr. Rajesh C. Dere
Assessor
27/02/2016

Dr. B. Krishnamurthy
Dean/Principal
27/02/2016

Date: 27/02/2016


- Male - Female	Yes Yes		
Orthopaedics Plaster room Dressing room - - Male - Female	Yes Yes Yes	Plaster cutting room	Yes
Ophthalmology	Refraction Rooms Dark Rooms Dressing Rooms / Minor Procedure Room		Yes Yes Yes
ENT	Audiometry (AC & Sound proof) Speech Therapy		Yes Yes
Pediatrics	Child Welfare Clinic Immunisation Clinic Child Rehabilitation Clinic		Yes Yes Yes no
OBS & GYN	Antenatal Clinic Sterility Clinic Family Welfare Clinic Cancer Detection Clinic		Yes Yes Yes Yes

Comments : Speech therapy facilities to be upgraded and deficiency of child rehabilitation clinic.

2.5 Total Number Of Teaching Beds & Admitted Patients - Distance between two beds should be 1.5 m.

Teaching Hospitals in Campus with Total Beds 825.

Teaching Hospitals in Outside the Campus (2Kms. from the campus) with Total Beds 30.

Signatures:  **Dr. Santosh G. Varma**

Coordinator

Date: 27/02/2016

 **Dr. Veena Patodi**


Assessor

27/02/2016

 **Dr. Rajesh C. Dere**

Assessor

27/02/2016

 **Dr. B. Krishnamurthy**

Dean/Principal

27/02/2016

Department	Ward Nos.	Beds Required	Total Beds Available	Total Admitted Patients	Facilities Available in Each Ward						Remarks
					Nursing Station Y/N	Exam/Treat Room Y/N	Pantry Y/N	Store Room Y/N	Duty Room Y/N	Demo Room (25 Capacity) Y/N	
Gen. Medicine	09	150	150	145	Y	N	Y	Y	Y	Y	
Pediatrics	03	120	120	98	N	N	N	N	Y	N	There is a lack of infrastructure associated with wards
TB & Respiratory Medicine	02	30	30	27	Y	Y	Y	Y	Y	Y	
Psychiatry	02	15	15	12	Y	Y	N	Y	Y	N	Demonstration room to be developed
Dermatology	02	30	30	28	Y	Y	Y	Y	Y	Y	
Gen. Surgery	11	200	200	192	Y	Y	N	Y	Y	10	Demonstration room to be upgraded
Orthopedics	05	90	90	86	Y	N	N	Y	Y	N	Demonstration room to be developed
Ophthalmology	02	90	90	85	Y	Y	Y	Y	Y	N	Demonstration room to be developed
ENT	02	30	30	28	Y	Y	Y	Y	Y	10	Demonstration room to be upgraded
OB & GYN	08	100	100	95	Y	Y	Y	Y	Y	N	Demonstration room to be developed
Total	46	855	855	796							

2.6 Clinical material (*Random verification to be done by the Assessor).

Assessor should randomly verify the monthly data and fill accordingly in the daily average columns, specifying the months

Item	On Day of assessment	Remarks
O.P.D. attendance at 2.00 PM On first day	740	

Signatures: Dr. Santosh G. Varma

Coordinator

Date: 27/02/2016

Dr. Veena Patodi

Assessor

27/02/2016

Dr. Rajesh C. Dere

Assessor


27/02/2016

Dr. B. Krishnamurthy

Dean/Principal

27/02/2016

Item	On Day of assessment		Remarks
Casualty attendance (24 hrs. data)	180		
No of admissions	160		
No. of discharges	147		
Bed occupancy% at 10.00AM on first day	93.09%		
<u>Operative Work</u>			
No, of major surgical operations	44		
No. of minor surgical operations	36		
No. of normal deliveries	40		
No. of caesarian sections	12		
<u>Radiological Investigations</u>	O.P. D	I.P.D	
X-ray	253	40	
Ultrasonography	91	20	
Barium, IVP etc.	-	-	
C.T. Scan	52	17	

Signatures:  Dr. Santosh G. Varma

Coordinator

Date: 27/02/2016

 Dr. Veena Patodi

Assessor

27/02/2016

 Dr. Rajesh C. Dere

Assessor


27/02/2016

 Dr. B. Krishnamurthy

Dean/Principal

27/02/2016

Item	Day of assessment		Remarks
	O.P. D	I.P.D	
Laboratory Investigations - No. of Tests			
Biochemistry	637	990	
Microbiology	110	37	
Serology	30	21	
Hematology	63	61	
Histopathology	07	14	
Cytopathology	10	03	

Signatures:  Dr. Santosh G. Varma


Coordinator

Date: 27/02/2016

 Dr. Veena Patodi


Assessor

27/02/2016

 Dr. Rajesh C. Dere

Assessor

27/02/2016

 Dr. B. Krishnamurthy

Dean/Principal

27/02/2016

2.7 Medical Record Section:

Computerized

ICD X classification of diseases followed for indexing : **yes****2.8 Central casualty services :****No of Beds: Required 25 Available 28**


- Number of doctors posted / Shift : 1 per shift/8hrs
- Number of nurses posted / Shift: 2 per shift/8hrs
- Separate casualty for OBGY cases: **No**


CMO - Available 12


Equipment	Availability Y/N	Number
Central Oxygen & suction facility	Y	Centralize
Pulse oximeter	Y	2
Ambu bag	Y	4
Disaster trolley	Y	1
Crash Cart	Y	1
Emergency Drug Tray	Y	4
Defibrillator	Y	1
Ventilator	Y	2
X-ray Unit - (Mobile)	N	-
Minor OT	Y	1

Comments: Mobile X-ray unit deficiency.

Signatures: 
Dr. Santosh G. Varma
Coordinator


Dr. Veena Patodi
Assessor


Dr. Rajesh C. Dere
Assessor


Dr. B. Krishnamurthy
Dean/Principal

Date: 27/02/2016

27/02/2016

27/02/2016

27/02/2016

2.9 Clinical Laboratories

Central Clinical Laboratory: Under control of department of : Pathology.

Separate sections for pathology, microbiology, hematology & biochemistry: available

2.10 Operation theatres

Type	Requirement	Available	Remarks
Major	09	09	Nil
Minor	02	01	01 deficiency


2.11 Equipment available in O. T. Block (Specify numbers)

Dept	Theatres Nos.	A/C Y/N	Central Oxy/ Nitrous Oxide Y/N	Anesthesia Machine Y/N	Multipara Monitor with Capnograph Y/N	Defibrillators Y/N	Infusion Pumps Y/N	Remarks
Gen Surgery	02	Y	Y	Y	Y	N	Y	Defibrillator required
ENT	01	Y	Y	Y	Y	N	Y	Defibrillator required
Ophthal	01	Y	Y	Y	Y	N	N	Defibrillator required
Ortho	01	Y	Y	Y	Y	N	Y	Defibrillator required
OBS & GYN	03	Y	Y	Y	Y	Y	N	Infusion pump required
Emergency	01	Y	Y	Y	Y	N	Y	Defibrillator required
Septic	01	Y	Y	Y	Y	N	Y	Defibrillator required


Pre-Anaesthetic/Pre-operative Beds : Available 02 Post Operative Recovery room beds : Available 02

Signatures:  Dr. Santosh G. Varma
Coordinator


Date: 27/02/2016

 Dr. Veena Patodi
Assessor

27/02/2016

 Dr. Rajesh C. Dere
Assessor

27/02/2016

 Dr. B. Krishnamurthy
Dean/Principal

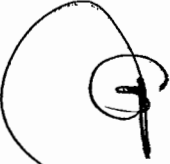
27/02/2016


2.12 Intensive Care: Following intensive areas are available -


Type	Beds (Required)	Beds (Available)	Patients on day of assessment	AC Y/N	Central Oxygen/Suction Y/N	Major Equipment (Monitor, Ventilator, ABG, Pulse Oximeter etc.) Y/N	Remarks if any
ICCU	5	<u>28</u>	<u>18</u>	<u>Y</u>	<u>Y</u>	<u>Y</u>	<u>ABG not available inside ICCU</u>
ICU	5	<u>11</u>	<u>11</u>	<u>N</u>	<u>Y</u>	<u>Y</u>	<u>ABG not available inside ICU</u>
SICU	5	<u>07</u>	<u>07</u>	<u>N</u>	<u>Y</u>	<u>Y</u>	<u>ABG not available inside SICU</u>
NICU/PICU	5	<u>10</u>	<u>10</u>	<u>Y</u>	<u>Y</u>	<u>Y</u>	<u>ABG not available inside PICU</u>


2.13 Labour Room

Rooms	Beds	Remarks
Clean Cases	08	
Septic Cases	08	
Eclampsia	03	

Signatures:  **Dr. Santosh G. Varma**
Coordinator
Date: 27/02/2016

 **Dr. Veena Patodi**
Assessor
27/02/2016


 **Dr. Rajesh C. Dere**
Assessor
27/02/2016

 **Dr. B. Krishnamurthy**
Dean/Principal
27/02/2016

2.14 Radiological Facilities:


Equipment	Required no.	Available no.	AERB Approval Y/N	Functional Status at the time of assessment Y/N	Remarks if any
Mobile X Ray 60 mA 100 mA	<u>3</u> <u>3</u>	<u>00</u> <u>05</u>	<u>Y</u>	<u>Y</u>	60mA mobile x-ray unit Required
Static X Ray 300 mA 600mA 800/1000 mA	<u>2</u> <u>2</u> <u>2</u>	<u>2</u> <u>2</u> <u>2</u>	<u>Y</u>	01 800mA machine is not functioning	Flouroscopy with IITV required
CT Spiral Minimum 16 slice	<u>1</u>	<u>1</u>	<u>Y</u>	<u>Y</u>	<u>Nil</u>

Equipment	Required no.	Available no.	PNDT Approval Y/N	Functional Status at the time of assessment Y/N	Remarks if any
USG	<u>3</u>	<u>2</u>	<u>Y</u>	<u>Y</u>	<u>01 USG deficient</u>

Signatures:  Dr. Santosh G. Varma

Coordinator

Date: 27/02/2016

 Dr. Veena Patodi


Assessor

27/02/2016

 Dr. Rajesh C. Dere

Assessor

27/02/2016

 Dr. B. Krishnamurthy

Dean/Principal

27/02/2016

2.15 Blood Bank:

Available and functional: **Yes**

Number of units dispensed in a day 30

Number of units stored on day of assessment 228

License valid up to: 31-12-2017, License No- KTK-28c-201996 (LICENCE NUMBER AND COPY TO BE APPENDED AS ANNEXURE-VII)

Blood Separation Facility - Available

2.16 Pharmacy : Pharmacist

- No. of sub-stores located in different parts of hospital:02
- Average no. of patients per day given drugs: 800 outdoor & 430 indoor.

2.17 Central sterilization Department :

- Timings 8.00am to 4.00pm & Shifts: 01
- Equipment: Horizontal autoclaves 01 / Vertical autoclaves No, ETO Sterilisers: Yes.
- Separate receiving and distribution points - Yes


2.18 Intercom: Available : yes

No. of incoming lines 70 No. of extension lines: 04

2.19 Central laundry/Alternative Arrangements


In House:

Type of Laundry: Mechanized

Signatures:  Dr. Santosh G. Varma

Coordinator

Date: 27/02/2016

 Dr. Veena Patodi


Assessor

27/02/2016

 Dr. Rajesh C. Dere

Assessor

27/02/2016

 Dr. B. Krishnamurthy

Dean/Principal

27/02/2016

2.20 Kitchen/ Alternative Arrangements

- In-House
- Food free of charge: yes Number of patients 600
- Provision of special diet: No
- Services of a nutritionist/dietician: not available


2.21 **Total no. of Canteens:** 04 For staff , 01 For students .

2.22 Arrangements for Biomedical Waste Management.

- Outsourced : (if outsourced, append MOU) (If in-house, please specify details of facilities available)


2.23 Central Research Lab:

- Available - Yes
- Facilities - Adequate
- Research Projects:
 - Completed Nos Nil
 - Ongoing Nos 02

Signatures:  Dr. Santosh G. Varma

Coordinator

Date: 27/02/2016

 Dr. Veena Patodi


Assessor

27/02/2016

 Dr. Rajesh C. Dere

Assessor

27/02/2016

 Dr. B. Krishnamurthy


Dean/Principal

27/02/2016


2.24 Nursing and Paramedical staff :

Nursing staff:	No of Beds _____	
	Category	Required Nos.
Staff Nurses	310	293
Sister Incharge	45	39
ANS	12	8
DNS	5	1
Nursing Suptd	1	1
Total	372	342

Paramedical And Non teaching staff	Required Nos.	Available Nos.
	182	332

Signatures:  Dr. Santosh G. Varma
Coordinator


Date: 27/02/2016

 Dr. Veena Patodi
Assessor

27/02/2016

 Dr. Rajesh C. Dere
Assessor

27/02/2016

 Dr. B. Krishnamurthy
Dean/Principal

27/02/2016

MEDICAL COLLEGE

3.1 College Website:


Sr. No.	Details of information	Yes/No
1.	Dean, Principal & M.S.	Yes
2.	Staff-Teaching	Yes
3.	Affiliated university and its VC & Registrar.	Yes
4.	Citizen Charter	Yes
5.	List of students admitted category wise (UG & PG) in current and previous year.	Yes
6.	Results of all examinations in previous year.	Yes
7.	Details of members of the Anti Ragging Committee Members with contact details including landline Ph. mobile, email etc..	Yes
8.	Details of members of the Gender Harassment Committee Members with contact details including landline Ph. mobile, email etc..	Yes
9.	Toll free number to report ragging.	Yes


3.2 Teaching Programme:


Didactic teaching	Yes
Demonstration	Yes
Integrated teaching (Horizontal/Vertical teaching)	Yes
Clinical posting	Yes
Clinical Pathological Conference	Yes
Grand Rounds	Yes
Statistical Meeting	Yes
Seminars	Yes

Teaching Facilities:

Signatures:  Dr. Santosh G. Varma
Coordinator

 Dr. Veena Patodi
Assessor
27/02/2016

 Dr. Rajesh C. Dere
Assessor
27/02/2016

 Dr. B. Krishnamurthy
Dean/Principal
27/02/2016


Date: 27/02/2016

3.3 Anatomy

Required	Available	Required	Available
Demonstration Room/s • No 02 • Capacity - 75 to 100 students	02 1 - 40, 2-40	AV Aids:	Nil
• Number of practical laboratory/ies - 1 • Number of Lab seats _____ • Number of microscopes _____ Dissection Microscopes _____	01 100 90 10	Museum: ___ seating capacity • Mounted specimens • Models - Wet & Dry • Bone Sets - Articulated-___ & Disarticulated- ___ • MRI & CT	Yes 300 350 Articulated-10 Disarticulated-0 No
Number of dissection tables - _____ (Half Standard Size)	20	Number of cadavers - ___	10
Cold store / cooling chambers - ___ Bodies	Nil	Storage tank - ___	07
Embalming room -	Yes	Band saw	No
Lockers - _____	Yes for 150 students	Departmental Library- (80-100 Books.)	618 books

Adequate exhaust, light, water supply and drainage facilities - Available

Comment :- Demonstration room capacity less than required, with no audio visual aid. Dissection room to be upgraded.

Signatures:  Dr. Santosh G. Varma

Coordinator

Date: 27/02/2016

 Dr. Veena Patodi


Assessor

27/02/2016

 Dr. Rajesh C. Dere

Assessor

27/02/2016

 Dr. B. Krishnamurthy

Dean/Principal

27/02/2016

3.4 Physiology


Required	Available	Required	Available
Demonstration Room/s • No - _____ • Capacity - _____	01-100 02-50	AV Aids:	Available Not Available
Mammalian laboratory - 1	1	Haematology laboratory	Available
Departmental Library - 80-100 Books	500	Clinical Physiology	Available
Preparation rooms -01	01		


Comment : Haemotology Laboratory and Clinical physiology room in different building that of department.


3.5 Biochemistry


Required	Available	Required	Available
Demonstration Room/s • No _____ • Capacity - _____	01-60 02-40	AV Aids:	Available Not Available
Number of practical laboratory/ies -	01	Library / Seminar rooms - 80-100 Books	180 books
Number of Lab seats - _____	50		

Comments : Demonstration room to be upgraded to required capacity.

Signatures: 
Dr. Santosh G. Varma
Coordinator
Date: 27/02/2016


Dr. Veena Patodi
Assessor
27/02/2016


Dr. Rajesh C. Dere
Assessor
27/02/2016


Dr. B. Krishnamurthy
Dean/Principal
27/02/2016

3.6 Pathology

Required	Available	Required	Available
Demonstration Room/s • No - _____ • Capacity - _____	01-80 02-60	AV Aids:	Available
Practical labs - • Morbid Anatomy/Histopath./ Cytology - _____ Microscopes • Clinical Pathology/Hematology - _____ Microscopes	Available 100	Museum: _____, Seating Capacity- ____ students Specimens: • Mounted • Unmounted • Catalogues	40 seating capacity 750 100 25
Departmental library - 80-100 Books	850 books		

Comments : Seating arrangement in museum to be upgraded.

3.7 Microbiology

Required	Available	Required	Available
Demonstration Room/s • No - _____ • Capacity - _____ students	01-60	AV Aids:	Not Available
Number of practical laboratory/ies - _____ Number of Lab seats - _____ Number of microscopes/laboratory - _____	01 40 80	Media preparation facility Autoclaving, Washing and drawing room	Available
Number of service laboratories - _____ Departmental library - 80-100 Books,	03 400	Museum: Specimen, Charts, Models & Catalogue seating capacity- _____	Available 20

Comments : There is a deficiency of Demonstration room, Demo room presently shown is in passage next to be relocated. Seating arrangement in museum is to be upgraded.

Signatures: Dr. Santosh G. Varma

Coordinator

Date: 27/02/2016

Dr. Veena Patodi

Assessor

27/02/2016

Dr. Rajesh C. Dere

Assessor

27/02/2016

Dr. B. Krishnamurthy

Dean/Principal

27/02/2016

3.8 Pharmacology


Required	Available	Required	Available
Demonstration Room/s • No - _____ • Capacity - _____ students	02 01-80 02-70	AV Aids:	Available but in adequate
Experimental Pharmacology	Yes	Museum: _____ seating capacity	20
Clinical pharmacology/pharmacy	Yes	• Specimens	0
Departmental Library - 80-100 Books	923	• Charts	55
		• Models	0
		• History of Medicine	Available
		• Catalogues	15


Comments : AV Aids and seating capacity in museum to be upgraded.


3.9 Forensic Medicine

Required	Available	Required	Available
Demonstration Room/s • No - _____ • Capacity - _____ students	02 01-50 02-40	AV Aids:	Not Available
Forensic histopathology, Serology, Anthropology & Toxicology - for examination of specimen ,tests	Not Available	Museum :	120
Autopsy room - Location - In/Near hospital in a separate structure.	In inside the campus	• Medico-Legal Specimens	39
		• Charts	0
		• Prototype fire arms	0
		• Slides	90
		• Poisons	44
Cold storage -	No, separate 18 refrigerati	• Photographs	
		• Catalogues	15

Signatures:  Dr. Santosh G. Varma
Coordinator

 Dr. Veena Patodi
Assessor
27/02/2016

 Dr. Rajesh C. Dere
Assessor
27/02/2016

 Dr. B. Krishnamurthy
Dean/Principal
27/02/2016

Date: 27/02/2016

27/02/2016

27/02/2016

27/02/2016


	on cabinets available		
Departmental library - 80-100 Books	184		

Comments : Histopathology, Serology is in combination with patho and micro. Autopsy room is having in adequate lighting ventilation and no separate room for medical officer. There is no separate cold storage.

3.10 Community Medicine

Required	Available	Required	Available
Demonstration Room/s • No - _____ • Capacity - _____ students	03 01-60 02-60 03-40	AV Aids:	Available in 1 & 2. Not Available in 3.
Museum: • Charts • Models • Specimens • Catalogues	250 150 50 08	Practical lab	12 seating capacity
Departmental Library - 80-100 Books	1000		

Comment : Demonstration room no. 03 is with staff seating arrangement. Practical lab to be upgraded.

Signatures:  Dr. Santosh G. Varma

Coordinator

Date: 27/02/2016

 Dr. Veena Patodi


Assessor

27/02/2016

 Dr. Rajesh C. Dere

Assessor

27/02/2016

 Dr. B. Krishnamurthy

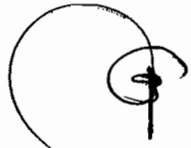
Dean/Principal

27/02/2016

3.11 Health Centers (Department of Community Medicine)

RHTC: Hoskote 26 kms

Population covered by the RHTC	20,600
It is affiliated to College Yes/No	Yes
Students and interns posted in batches of ____ throughout the year	3 to 5 per batch
Separate blocks for accommodating boys in ____rooms having ____beds. Girls ____ rooms having ____ beds.	3 rooms 4 beds 3 rooms 4 beds
Facilities for cooking & dining - Yes/No	Yes
Daily OPD	40 to 50
Specialist visits if any	Every 15 days group of specialist give visit
Cold chain equipment available	Available
Survey/MCH/Immunization/FP registers	Available
Activities under the National Health Programmes	Available

Signatures:  Dr. Santosh G. Varma

Coordinator

Date: 27/02/2016

 Dr. Veena Patodi

Assessor

27/02/2016

 Dr. Rajesh C. Dere

Assessor

27/02/2016

 Dr. B. Krishnamurthy

Dean/Principal


27/02/2016

3.12 Details of U.H.T.C.: Tilaknagar 1 km

Population covered by the UHC	50,700
It is affiliated to College Yes/No	Yes
Students and interns posted in batches of	3 to 5
Daily OPD	30 to 40
Survey/MCH/Immunization/FP registers	Available
Specialist visits if any	Nil
Deficiency if any	Nil

CONDUCT OF III MBBS EXAMINATION *(only for recognition under 11(2))*

- University which conducts Examination:
- No. of Candidates appeared in Examination:
- The III MBBS examination (Part-II) was conducted satisfactorily: **yes/no**
- Centre for written/practical examination: _____.

Signatures:  Dr. Santosh G. Varma

Coordinator

Date: 27/02/2016

 Dr. Veena Patodi


Assessor

27/02/2016

 Dr. Rajesh C. Dere

Assessor

27/02/2016

 Dr. B. Krishnamurthy

Dean/Principal

27/02/2016

Medical College-Staff Strength:

Name of College:

Number of students - PG Courses (Yes/No)

Calculation Sheet

Department	PG			Designation	Requirement			Accepted	Deficiency
	Degree	Diploma	Total		For UG (As per MSR)	For PG (if any)	Total (UG+ PG)		
Anatomy	2		2	Professor	1		1	1	0
				Associate Professor	1		1	2	0
				Assistant Professor	2		2	7	0
				Tutor	3		3	4	0
Physiology	2		2	Professor	1		1	1	0
				Associate Professor	1		1	3	0
				Assistant Professor	2		2	4	0
				Tutor	3		3	5	0
Biochemistry	1		1	Professor	1		1	1	0
				Associate Professor	1		1	1	0
				Assistant Professor	2		2	2	0
				Tutor	4		4	3	1
Pharmacology	4		4	Professor	1		1	3	0
				Associate Professor	1		1	0	0
				Assistant Professor	2		2	3	0

Signatures: Dr. Santosh G. Varma
Coordinator

Date: 27/02/2016

Dr. Veena Patodi
Assessor

27/02/2016

Dr. Rajesh C. Dere
Assessor

27/02/2016

Dr. B. Krishnamurthy
Dean/Principal

27/02/2016

				Tutor	3		3	2	0
Pathology	7		7	Professor	1		1	2	0
				Associate Professor	3		3	6	0
				Assistant Professor	3		3	4	0
				Tutor	5		5	0	0
Microbiology	5		5	Professor	1		1	1	0
				Associate Professor	1		1	1	0
				Assistant Professor	2		2	4	0
				Tutor	4		4	2	0
Forensic Medicine	1		1	Professor	1		1	1	0
				Associate Professor	1		1	1	0
				Assistant Professor	1		1	2	0
				Tutor	3		3	5	0
Community Medicine	3		3	Professor	1		1	1	0
				Associate Professor	2		2	2	0
				Assistant Professor	3		3	4	0
				Epidemio-Logist- Cum-Assistant Professor	1		1	1	0
				Statistician-Cum- Tutor	1		1	1	0
				Tutor	4		4	7	0

Signatures: **Dr. Santosh G. Varma**
Coordinator

Date: 27/02/2016

Dr. Veena Patodi
Assessor

27/02/2016

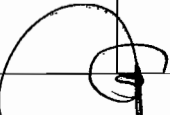
Dr. Rajesh C. Dere
Assessor

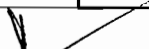
27/02/2016


Dr. B. Krishnamurthy
Dean/Principal


27/02/2016

General Medicine	11		11	Professor	1		1	3	0
				Associate Professor	4		4	5	0
				Assistant Professor	5		5	5	0
				Sr. Resident	5		5	9	0
				Jr. Resident	10		10	25	0
Paediatrics	6	6	12	Professor	1		1	2	0
				Associate Professor	2	4	6	2	3
				Assistant Professor	3		3	5	0
				Sr. Resident	3		3	7	0
				Jr. Resident	6		6	21	0
Tuberculosis & Respiratory Diseases		2	2	Professor	1		1	1	0
				Associate Professor	0		0	0	0
				Assistant Professor	1		1	2	0
				Sr. Resident	1		1	2	0
				Jr. Resident	2		2	4	0
Dermatology, Venereology & Leprosy	2	1	3	Professor	0		0	1	0
				Associate Professor	1		1	1	0
				Assistant Professor	1		1	2	0
				Sr. Resident	1		1	2	0
				Jr. Resident	2		2	8	0

Signatures:  Dr. Santosh G. Varma
Coordinator

 Dr. Veena Patodi
Assessor

 Dr. Rajesh C. Dere
Assessor

 Dr. B. Krishnamurthy
Dean/Principal

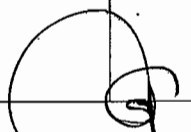
Date: 27/02/2016

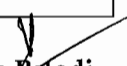
27/02/2016


27/02/2016

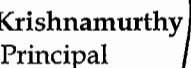
27/02/2016

Psychiatry			0	Professor	0		0	0	0
				Associate Professor	1		1	0	1
				Assistant Professor	1		1	2	0
				Sr. Resident	1		1	0	1
				Jr. Resident	2		2	3	0
General Surgery	20		20	Professor	1		1	1	0
				Associate Professor	4	5	9	6	3
				Assistant Professor	5		5	7	0
				Sr. Resident	5		5	6	0
				Jr. Resident	10		10	53	0
Orthopaedics	4	3	7	Professor	1		1	2	0
				Associate Professor	2	1	3	0	2
				Assistant Professor	3		3	5	0
				Sr. Resident	3		3	5	0
				Jr. Resident	6		6	6	0
Oto-Rhino-Laryngology	2	2	4	Professor	1		1	1	0
				Associate Professor	1		1	1	0
				Assistant Professor	1		1	3	0
				Sr. Resident	1		1	3	0
				Jr. Resident	2		2	9	0

Signatures:  Dr. Santosh G. Varma
Coordinator

 Dr. Veena Patodi
Assessor

 Dr. Rajesh C. Dere
Assessor

 Dr. B. Krishnamurthy
Dean/Principal


Date: 27/02/2016

27/02/2016


27/02/2016

27/02/2016


Ophthalmology	3	9	12	Professor	1		1	0	1
				Associate Professor	1	6	7	2	5
				Assistant Professor	1		1	4	0
				Sr. Resident	1		1	2	0
				Jr. Resident	2		2	15	0
Obstetrics & Gynaecology	4	6	10	Professor	1		1	1	0
				Associate Professor	2	4	6	2	4
				Assistant Professor	3		3	4	0
				Sr. Resident	3		3	5	0
				Jr. Resident	6		6	24	0
Anaesthesiology	6	10	16	Professor	1		1	1	0
				Associate Professor	3	5	8	4	4
				Assistant Professor	5		5	5	0
				Sr. Resident	3		3	11	0
				Jr. Resident	6		6	35	0
Radio-Diagnosis	5		5	Professor	1		1	1	0
				Associate Professor	1		1	2	0
				Assistant Professor	1		1	5	0
				Sr. Resident	3		3	4	0

Signatures:  Dr. Santosh G. Varma
Coordinator


Date: 27/02/2016

 Dr. Veena Patodi
Assessor

27/02/2016


 Dr. Rajesh C. Dere
Assessor

27/02/2016


 Dr. B. Krishnamurthy
Dean/Principal

27/02/2016


Dentistry	0	Professor	1	1	1	0
		Associate Professor	1	1	1	0
		Assistant Professor	1	1	1	0
		JR	1	1	6	0
Total			217	246	443	

Signatures:  Dr. Santosh G. Varma
Coordinator


Date: 27/02/2016

 Dr. Veena Patodi
Assessor

27/02/2016

 Dr. Rajesh C. Dere
Assessor

27/02/2016

 Dr. B. Krishnamurthy
Dean/Principal

27/02/2016

Deficiency chart:

Department	Faculty				Residents	
	Professor	Asso. Prof	Asst. Prof.	Tutors	SR	JR
Anatomy						
Physiology						
Bio chemistry				1		
Pharmacology						
Pathology						
Microbiology						
Forensic Medicine						
Community Medicine						
Gen. Medicine						
Paediatrics		3				
Tb and Chest						
Dermatology						
Psychiatry		1			1	
Gen Surgery		3				
Orthopaedics		2				
ENT						
Ophthalmology	1	5				
Ob-Gy		4				
Anaesthesiology		4				

Signatures: Dr. Santosh G. Varma
Coordinator

Dr. Veena Patodi
Assessor

Dr. Rajesh C. Dere
Assessor

Dr. B. Krishnamurthy
Dean/Principal

Date: 27/02/2016

27/02/2016

27/02/2016

27/02/2016

Radiology						
Dentistry						
Total	1	22	0	1	1	0

1. Deficiency of faculty is as under:

(a) The following faculty were not available:

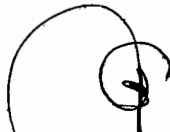
(Include those who are not available, absent, not signed attendance sheet before 11 a.m.)

(I) Professors:	1 (Ophthalmology)
(II) Associate Professor:	22 (Paediatrics-3, Psychiatry-1, Gen Surgery-3, Orthopaedics-2, Ophthalmology-5, Ob-Gy-4, Anaesthesiology-4)
(III) Assistant Professor:	0
(IV) Tutor:	1 (Bio chemistry-1)

(b) The following faculty have not been considered even though present due to reasons mentioned hereunder:

Sr. No.	Name	Department	Designation	Reason for not considering
1	Sri Manjunath	Biochemistry	Tutor	MSc not in Medical Biochemistry and Medicine Faculty
2	Sri Kantharaj N	Biochemistry	Tutor	MSc not in Medical Biochemistry and Medicine Faculty

c) Deficiency of Teaching Faculty : 24 out of 157 i.e. 15.29 %

Signatures:  Dr. Santosh G. Varma


Coordinator

Date: 27/02/2016

 Dr. Veena Patodi


Assessor

27/02/2016

 Dr. Rajesh C. Dere

Assessor

27/02/2016

 Dr. B. Krishnamurthy

Dean/Principal

27/02/2016

2. Deficiency of Residents is as under:

(a) The following Residents were not available:

(Include those who are not available, absent, not signed attendance sheet before 11 a.m.)

(I) Senior Resident: 1 (Psychiatry-1)

(II) Junior Resident: 0


(b) The following Residents have not been considered even though present due to reasons mentioned hereunder: Nil


Sr. No.	Name	Department	Designation	Reason for not considered


2) Deficiency of resident doctors : 1 out of 85 i.e. 1.18 %


Notes:

For purpose of working out the deficiency:

Signatures:  Dr. Santosh G. Varma
Coordinator

 Dr. Veena Patodi
Assessor

 Dr. Rajesh C. Dere
Assessor

 Dr. B. Krishnamurthy
Dean/Principal

Date: 27/02/2016

27/02/2016

27/02/2016

27/02/2016

(1) The deficiency of teaching faculty and Resident Doctors shall be counted separately.
(A) For Teaching Faculty:
(a) For calculating the deficiency of faculty, Prof., Assoc Prof., Asst. Prof & Tutor in respective departments shall be counted together.
(b) Any excess teaching faculty in higher cadre can compensate the deficiency of lower cadre of the same department only.
(c) Any excess teaching faculty of lower cadre/ category in any department cannot compensate the deficiency of any teaching faculty in the higher cadre/category of the same department or any other department. e.g. excess of Assistant Professor cannot compensate the deficiency of Associate Professor or Professor.
(d) Excess/Extra teaching faculty of any department cannot compensate the deficiency of any teaching faculty in any other department.
(B) For Resident Doctors:
(a) Excess of SR can be compensated to the deficiency of JR of the same department only.
(b) Excess SR/JR of any department cannot compensate the deficiency of SR/JR in any other department.
(c) Any excess of JR cannot compensate the deficiency of SR in same or any other department.
(d) Any excess/ extra teaching faculty of same or any other department cannot compensate the deficiency of SR/JR. e.g. excess of Assistant Professor cannot compensate the deficiency of SR or JR.
(2) A separate department of Dentistry/ Dental faculty is not required where a dental college is available in same campus/ city and run by the same management.
(3) Colleges running PG program require additional staff, beds & other requirements as per the PG Regulations - 2000.

Summary of Assessment

1. **Mysore Medical College & Research Institute, Mysore** (College Name), is run by Karnataka

Signatures: Dr. Santosh G. Varma
Coordinator

Dr. Veer Patodi
Assessor

Dr. Rajesh G. Dere
Assessor

Dr. B. Krishnamurthy
Dean/Principal

Date: 27/02/2016

27/02/2016

27/02/2016

27/02/2016

Government

2. The college has got LOP from GOI/MCI with intake of 150 seats (Copy attached).
3. Type of assessment: Recognition No. of seats: 150
4. PG courses : Yes
5. Deficiency of the infrastructure of college and hospital If any: Pl. mention category wise;

UG Students @ 75% Capacity 350 instead of 565

Interns @ 100% Capacity 78 instead of 150

Biochemistry Demonstration room to be upgraded to required capacity

Microbiology There is a deficiency of Demonstration room, Demo room presently shown is in passage next to be relocated. Seating arrangement in museum is to be upgraded.

6. Deficiency of clinical material If any: Pl mention category wise;

Defibrillator required in Gen Surgery, ENT, Ophthalmology, Ortho, Septic
Infusion pump required

ABG not available inside ICCU, ICU, SICU, NICU/PICU

Flouroscopy with IITV required


01 USG deficient


Mobile X-ray unit deficiency in Casualty


Minor Operation theatre deficient

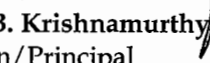
7. Deficiency of teaching staff if any: Shortage of teaching faculty is **15.29%**
8. Deficiency of resident doctors if any: Shortage of resident doctors is **1.18%**

9. Any other Remarks

Signatures: 
Dr. Santosh G. Varma
Coordinator


Dr. Veena Patodi
Assessor
27/02/2016


Dr. Rajesh C. Dere
Assessor
27/02/2016


Dr. B. Krishnamurthy
Dean/Principal
27/02/2016

Date: 27/02/2016



MEDICAL COUNCIL OF INDIA
STANDARD INSPECTION FORM

FORM – C

On the

Final M.B.B.S. Examination of **Rajiv Gandhi University of Health Sciences,**
Bengaluru University

In the subject of

PAEDIATRICS

held at

MYSORE MEDICAL COLLEGE AND RESEARCH INSTITUTE, MYSORE

college

MYSURU

Place _____

Signature
10/1/2016

Signature
1/16 M S Parli

1. Date of Inspection : 20/01/2016
2. Names of Inspectors : Dr. Bhadresh Vyas & Dr. Shyamapada Pati
3. Date of last Inspection/Visitation : 20/04/2015
4. Name of last inspectors/Visitors : Dr. Chittaranjan Roy, Prof of Community Medicine
: Dr. S S Saiyad, Prof Of Anatomy
: Dr. P S Singh Prof of General Medicine

Defects pointed out in the last inspection/visitation if any	Remarks by the University
Residential Quarters: Only 25 quarters are available against requirement of 30 as per Regulations.	Deficiency occurred as 05 of the available residential quarters were dilapidated and hence declared unfit for occupation. As an immediate measure, Department of Public Works (P.W.D. Karnataka) has been requested to provide 05 residential quarters at Kalamandhira apartments for the use of teaching faculty of MMCRI. We have also requested to furnish a plan to build a block of 10 residential quarters at the existing premises. P.W.D. has been asked to renovate the old dilapidated quarters at the earliest. Hence the deficiency will be rectified.
Wards: distance between 2 beds in old hospital is < 1.5 m as required under Regulations. Pantry is not available in any ward.	The process of rectifying the above mentioned deficiency has been initiated by increasing the distance between two beds at 1.5 mtrs in the wards of old hospital . In new building the gap is being maintained from the beginning. In order to ease the congestion in the old hospital 02 proposals at a cost of 95.00 crores and 70.00 crores to build additional capacity have been submitted to the Government recently. Relevant documents have been enclosed. The provision for Pantry is been made available in all the wards. Photograph of the same is enclosed.
MRD: It is partly computerized.	MRD is completely computerized. ICD 10 is being followed for classification of the diseases. Relevant documents have been enclosed.
ICUs: Working equipment in PICU/NICU are inadequate.	10 beds are available in Pediatrics Intensive Care Unit against the requirement of 5 with the following equipments a) Intensive care cot – 10 b) Vital sign monitors/Pulse oximeters – 05 c) Infusion pumps – 08

	<p>d) Ventilators – 02 e) Cardiac defibrillator – 1 f) Portable x-ray unit – 01</p> <p>30 beds are available in Neonatal Intensive Care Unit (NICU, both intramural and extramural) against the requirement of 05 with the following equipments ;</p> <p>a) Radiant Warmers – 30 b) Vital sign monitors/Pulse oximeters – 21 c) Infusion pumps (volumetric and syringe type) – 27 d) Phototherapy units – 17 e) Ventilators – 04 f) Portable x-ray – 01 g) Cardiac defibrillators – 01</p> <p>In addition to the above available equipments, procurement of additional equipments like Radiant warmers, infusion pumps, vital sign monitors/pulse oximeters, ventilators and other needy equipment is under process. Tenders are in the final stages of processing and orders for the procurement of above equipments will be placed by end of March 15 with a timeline of 4 to 6 weeks for the delivery. Hence the deficiency will be rectified.</p>
<p>O.T.s: There are more than 1 tables in each O.T. which is not as per norms.</p>	<p>These hospitals were built in 1960's as per the requirement of that time when the concept of 'Single Table OT' was not existing. However three operation theatres at Cheluvamba Hospital (Women and Children Hospital) and one OT at PKTB hospital are already converted to Single Table O.T. Renovation of operation theatres at K.R.Hospital is under progress and expected to be over in 3 months. After renovation of these, O.T.s will be converted into single table O.T.s.</p>
<p>Only 3 mobile X-ray machines are available against requirement of 6 as per Regulations.</p>	<p>Tender has been called for supply of 03 mobile x-ray units. Tender process is completed and the equipments are expected to be delivered by end of April 2015. Relevant documents are enclosed. Hence the deficiency will be rectified.</p>
<p>Only 4 static X-ray machines are available against requirement of 5 as per Regulations.</p>	<p>Tender has been called for supply of 02 more static x-ray machines. Tender process is completed and the equipments are expected to be delivered by end of April 2015.</p>

	Relevant documents are enclosed. . Hence the deficiency will be rectified.
Pathology department: Only 1 demonstration room is available against requirement of 2 as per Regulations. Even this available room is smaller than required.	As this college was built in 1924 and the building has been assigned heritage tag, structural alteration of the building requires prior permission of heritage commissioner. However, additional demonstration room has been provided with multi media facilities in the same venue with immediate effect. The relevant photograph has been enclosed.
Microbiology department: Only 1 demonstration room is available against requirement of 2 as per Regulations. Even this available room is smaller than required.	As this college was built in 1924 and the building has been assigned heritage tag, structural alteration of the building requires prior permission of heritage commissioner. However, additional demonstration room has been provided with multimedia facilities in the same venue with immediate effect. The relevant photograph has been enclosed.
Pharmacology department: Only 1 demonstration room is available against requirement of 2 as per Regulations.	As this college was built in 1924 and the building has been assigned heritage tag, structural alteration of the building requires prior permission of heritage commissioner. However, additional demonstration room has been provided with multi media facilities in the same venue with immediate effect. The relevant photograph has been enclosed.
RHTC: No separate accommodation is available for female interns. Mess is not available. Specialists' visits are not organized.	The administrative control of the RHTC was recently handed over to the Director of the MMCRI. A building has been identified in the premises of PHC Hosakote to provide separate accommodation for female interns as well as provision for providing Mess facility to the interns. Specialists' visits have been organized starting from 5 th of February 2015. Provision is also made for providing basic drugs to the needy patients at the time of visit. Relevant documents have been enclosed.
Boys' Common Room: Attached toilet is not available. .	As the common room is housed in a heritage building, structural modification could not be done to provide attached toilet in the same room. However, toilet has been provided within 50 feet of the Boy's common room. Relevant photograph has been enclosed.
	At last permission was given letter No : U.12012/79/2015-ME(PII),Dated:03.06.2015 Copy attached

Feb 11/16

A. Scheme of Examination

- | | |
|-----------------------------------|----------------|
| 1. Theory | Marks allotted |
| Paper I = 100 | Copy Enclosed) |
| | (Annexure-1) |
| 2. Clinical/practical = 80 | |
| 3. Oral = 20 | |

Minimum marks for
Passing the Exam. : **50%**

B. Theory

- | | | |
|-------------------------------|---|--|
| 1. Theory paper | Subject | Time for the paper (1 copy of each of the papers may be attached). (Annexure-2) |
| No. 1 | Paediatric Paper-I | (3 Hours) |
| No. 2 | | |
| 2. Dates on which conducted | : 28.12.2015 | |
| 3. Where conducted | : College Examination Hall | |
| 4. Invigilation arrangements | : Copy Enclosed (Annexure-3) | |
| 5. No. of candidates appeared | : 139 | |
| 6. Papers setters | : As per RGUHS Norms Paper Setter are done by University
(Copy Enclosed) (Annexure-4) | |

Name & qualification	Designation	Experience as Examiner
<p>As Per the University regulation the Names the Names with Designation And other details of the question paper setter is to be maintained as confidential and hence cannot be Disclosed.</p> <p>The List of question paper Setters and their experience which Is provided by university is enclosed</p>		


Remarks by the Inspectors/Visitors regarding

- a) Nature of the questions. : Long Essay -1, Short essays -5 short answer-5
- b) Do they cover the whole filed of prescribed curriculum : Almost
- c) What is the standard displayed in the answers. : Not applicable as all the answer sheets were not Shown
- d) What is the nature of assessment. : Digital Valuation Assessed by both internal and external examiners and marks allotted in the answer sheet
- e) What is the minimum percentage necessary for passing the theory examination : 50%
- f) What percentage of marks obtained at periodical examinations conducted during the course is carried forwarded to the final examination. : 35 % for eligibility for University examination
- g) Method of assessment of examination conducted During the course of study to be clearly stated : Three periodicals assessment in theory and practical in each clinical posting out of these 03 examination in theory and practical average of best of 02 sent to University. Candidate has to score 35% marks to qualify to write final exams.
- h) How has it influenced the result at the final examination: It does affect positively

II. Practical/clinical

How is the practical examination conducted give details.

Maximum marks for clinical cases =80 (two cases of 40 marks each)
Viva voice is total 20 (5 marks for each Nutrition, X-Ray, Drugs and instruments)




Does the practical cover the different branches of the subject?yes

a) Time allotted for section. **45 Minutes each (2 Cases)**

b) Examiners

	Names & qualification	Designation	Experience as examiner
Internal	1. Dr.Sudharudrappa MD (Paediatrics)	Prof& HOD	15 years
	2. Dr.M.R.Savitha MD (Paediatrics)	Assoc.Prof	09 Years
External	1.Dr.Girish.S MD (Paediatrics) Govt.Med.Col. Kozikode Kerala.	Asst.Prof	6 Years
	2. Dr.Girishan MD (Paediatrics) Calicut. Med.Col. Calicut.	Professor	6 Years
	3.Dr.Sathyamurthy MD (Paediatrics) Govt.RHK Med.Col. Chennai.	Professor	10 Years
	4. Dr.SanjeevKumar TM MD (Paediatrics) JMMC Trissur.	Professor	5 Years
	5. Dr.Raj Mohan.K MD (Paediatrics) Trivednrum Med.Col. Trivednrum.	Prof & HOD	11 Years
	6. Dr.Nagarajan.C MD (Paediatrics) Chennai Med.Col. Hosp.RC. Tiruchi.	Prof & HOD	12 Years

Mode & conduct of practical.

External and internal examiners took exam together in pairs Marks are give as guideline by university

Is it in batches or otherwise.

Batches wise (List Enclosed) (Annexure-5)

c) Are there other centers where the

Examination is conducted by the same University?: No only one center

If so, where?

i) Do the same examiners conduct the examination in other centers too? : Not applicable

ii) If not what steps are taken to ensure uniformity of standard. : Not applicable

d) Date of Examination

:19.01.2016 to 22.01.2016

Subject	Date of examination	Register Numbers	Bathes
1	2	3	4
Paediatrics (92) (19.01.2016 to 22.01.2016) (4 Days)	19.01.2016	MMC & RI students: 11M1523, 11M1524, 11M1525, 11M1526, 11M1527, 11M1529, 11M1530, 11M1531, 11M1533, 11M1534, 11M1535, 11M1536, 11M1537, 11M1538, 11M1539, 11M1540, 11M1541, 11M1542, 11M1544, 11M1545, 11M1547, 11M1548, = [22 candidates]	B
	20.01.2016	MMC & RI students: 11M1501, 11M1502, 11M1503, 11M1504, 11M1505, 11M1506, 11M1507, 11M1508, 11M1509, 11M1510, 11M1511, 11M1512, 11M1513, 11M1514, 11M1515, 11M1516, 11M1517, 11M1518, 11M1519, 11M1520, 11M1521, 11M1522, = [22 candidates]	A
	21.01.2016	MMC & RI students: 11M1579, 11M1580, 11M1582, 11M1583, 11M1585, 11M1586, 11M1587, 11M1588, 11M1589, 11M1590, 11M1591, 11M1592, 11M1593, 11M1594, 11M1595, 11M1596, 11M1599, 11M1600, 11M1601, 11M1602, 11M1603, 11M1604. = [22 candidates] JSSMC Students: (RS) 99M1708, 00M1821, 01M4021, (RS2) 07M3431, =[4 candidates]	D

	22.01.2016	MMC & RI students: 11M1549, 11M1550, 11M1553, 11M1554, 11M1555, 11M1558, 11M1559, 11M1560, 11M1561, 11M1562, 11M1563, 11M1564, 11M1565, 11M1567, 11M1568, 11M1570, 11M1572, 11M1573, 11M1575, 11M1576, 11M1577, 11M1578, = [22 candidates] Total: 22+22+22+4+22=92	C
--	------------	---	---

II Batch : 23.01.2016 to 24.01.2016

Subject	Date of examination	Register Numbers	Bathes
1	2	3	4
Paediatrics (23.01.2016 to 24.01.2016) (2 Days)	23.01.2016	MMC & RI students: 11M1632, 11M1633, 11M1634, 11M1635, 11M1636, 11M1637, 11M1638, 11M1639, 11M1640, 11M1641, 11M1643, 11M1644, 11M1645, 11M1646, 11M1648, 11M1649, 11M1650, 10M1577, 11M7005, 11M2389, 11M3302, 11M3293, 11M7095, 11M2104, 11M7042, 11M2348, 06M3883. = [27 candidates]	F
	24.01.2016	MMC & RI students: 11M1605, 11M1607, 11M1608, 11M1610, 11M1611, 11M1613, 11M1614, 11M1615, 11M1616, 11M1618, 11M1619, 11M1620, 11M1621, 11M1623, 11M1624, 11M1625, 11M1626, 11M1627, 11M1628, 11M1629, 11M1630, 11M1631, = [22 candidates] Total: 27+22=49	E

e) Date and time when the examination was inspected. 20/1/2016 9.30 am

f) Are the invigilation arrangements satisfactory? Yes Annexure :3

g) No. of candidates appeared. 22 today

h) Number & type of questions (a copy of the question paper may be attached) Yes Annexure (6)

i) What is the minimum percentage of required for passing. 50%




20/1/2016

Clinical

- 1. Date of Examination.** I Batch : 19.01.2016 to 22.01.2016
II Batch: 23.01.2016 to 24.01.2016
- 2. Date & time when the examination was inspected. :** 20/01/2016 9.30 am
- 3. Are the invigilation arrangements satisfactory?** Yes Annexure 3
- 4. No. of candidates appeared.** 22
- 5. Long cases** 07 (List enclosed)
- 6. Type of cases given (list may be attached)** Annexure -(6)
- 7. Time allotted for study of the case.** 45 minutes
- 8. Nature of Discussion of case by the candidate :** Good
- 9. Time of discussion** 20 to 25 minutes each
- 10. Was the discussion fair, searching and sufficient practical?** yes




Short Cases

1. Type of cases given (List may be attached). (Annexure-6)
2. How many cases were given to each candidate? 06
3. How long did examination in short cases last for each Candidate? 10 to 15 minutes
4. Standard displayed by the candidates in general in the clinical part of the : Good examination.
5. How was the assessment done? External and internal examiners together took assessment
6. Was it done jointly by more than one Examiner? yes
7. How many marks are allotted for clinical examination? : 80 clinical + 20 marks viva voice
8. What is the minimum percentage for passing the clinical part?: 50%
9. Are marks obtained in any other part of the examination added on to that obtained in the clinical examination? Yes Internal examination
10. Are marks given for clinical works done in the wards added on to the marks obtained in the clinical examination? ; Yes
11. If so, to what extent? : 25 in practical and 25 in theory
12. How has it influenced the result at the final examination? Influenced positively

Three internal examinations are conducted periodically and out of them average of best of two, maximum up to 25

(Method of assessment of clinical work in the wards may be clearly stated).




VIVA-VOICE

1. What did it consist of

(Give extent of coverage of subject) Drugs Nutrition vaccines X- Ray and instrument

2. How was it conducted? :

Kept in different tables and took viva together by internal and external examiners

3. What was the standard?:

Good

4. What was the nature of assessment? : Fair

5. Was it done jointly by more than one examiner? :

yes (video graphed)

6. How are the marks obtained in different parts of the examination grouped?

As per mark sheet attached Annexure (6)

7. What is the minimum for passing in each and in the grand total? 50%

8. Results for the last three years. :

Yes Annexure(7)

9. No. of students appeared? :

22 today

11. Other remarks if any.




Conclusions :

Was the examination conducted satisfactorily? Yes,

- Marks Distribution was as per Rajiv Gandhi University of Health Sciences, Bengaluru guidelines which is different than MCI Guideline (Difference in Annexed)
- University has arranged different Two Set of Internal Examiners and Three Sets of External Examiner during whole examination.

Was the standard sufficient for the M.B.B.S. examination as required by Regulations of the Medical Council of India? Yes,

Date : 20.01.2016
Place : MMCRI Mysuru


C.D. 1324 WS
Signature
(Inspectors/Visitors)
Co-ordinator





MEDICAL COUNCIL OF INDIA
STANDARD INSPECTION FORM

FORM – C

On the

Final M.B.B.S. Examination of **Rajiv Gandhi University of Health Sciences,**
Bengaluru University

In the subject of

MEDICINE

held at

MYSORE MEDICAL COLLEGE AND RESEARCH INSTITUTE, MYSORE

college

MYSURU

Place

[Handwritten signature]
11/11/16

[Handwritten signature]
Prof. S. Parthi
11/11/16

1. Date of Inspection : 20.01.2016
2. Names of Inspectors : Dr.Bhadresh Vyas & Dr. Shyamapada Pati
3. Date of last Inspection/Visitation : 20.04.2015
4. Name of last inspectors/Visitors : Dr.Chittaranjan Roy, Prof of Community Medicine
: Dr.S S Saiyad, Prof Of Anatomy
: Dr.P S Singh Prof of General Medicine

Defects pointed out in the last inspection/visitation if any	Remarks by the University
Residential Quarters: Only 25 quarters are available against requirement of 30 as per Regulations.	Deficiency occurred as 05 of the available residential quarters were dilapidated and hence declared unfit for occupation. As an immediate measure, Department of Public Works (P.W.D. Karnataka) has been requested to provide 05 residential quarters at Kalamandhira apartments for the use of teaching faculty of MMCRI. We have also requested to furnish a plan to build a block of 10 residential quarters at the existing premises. P.W.D. has been asked to renovate the old dilapidated quarters at the earliest. Hence the deficiency will be rectified.
Wards: distance between 2 beds in old hospital is < 1.5 m as required under Regulations. Pantry is not available in any ward.	The process of rectifying the above mentioned deficiency has been initiated by increasing the distance between two beds at 1.5 mtrs in the wards of old hospital . In new building the gap is being maintained from the beginning. In order to ease the congestion in the old hospital 02 proposals at a cost of 95.00 crores and 70.00 crores to build additional capacity have been submitted to the Government recently. Relevant documents have been enclosed. The provision for Pantry is been made available in all the wards. Photograph of the same is enclosed.
MRD: It is partly computerized.	MRD is completely computerized. ICD 10 is being followed for classification of the diseases. Relevant documents have been enclosed.
ICUs: Working equipment in PICU/NICU are inadequate.	10 beds are available in Pediatrics Intensive Care Unit against the requirement of 5 with the following equipments a) Intensive care cot – 10 b) Vital sign monitors/Pulse oximeters – 05 c) Infusion pumps – 08

	<p>d) Ventilators – 02 e) Cardiac defibrillator – 1 f) Portable x-ray unit – 01</p> <p>30 beds are available in Neonatal Neonatal Intensive Care Unit (NICU, both intramural and extramural) against the requirement of 05 with the following equipments ;</p> <p>a) Radiant Warmers – 30 b) Vital sign monitors/Pulse oximeters – 21 c) Infusion pumps (volumetric and syringe type) – 27 d) Phototherapy units – 17 e) Ventilators – 04 f) Portable x-ray – 01 g) Cardiac defibrillators – 01</p> <p>In addition to the above available equipments, procurement of additional equipments like Radiant warmers, infusion pumps, vital sign monitors/pulse oximeters, ventilators and other needy equipment is under process. Tenders are in the final stages of processing and orders for the procurement of above equipments will be placed by end of March 15 with a timeline of 4 to 6 weeks for the delivery. Hence the deficiency will be rectified.</p>
<p>O.T.s: There are more than 1 tables in each O.T. which is not as per norms.</p>	<p>These hospitals were built in 1960's as per the requirement of that time when the concept of 'Single Table OT' was not existing. However three operation theatres at Cheluvamba Hospital (Women and Children Hospital) and one OT at PKTB hospital are already converted to Single Table O.T. Renovation of operation theatres at K.R.Hospital is under progress and expected to be over in 3 months. After renovation of these, O.T.s will be converted into single table O.T.s.</p>
<p>Only 3 mobile X-ray machines are available against requirement of 6 as per Regulations.</p>	<p>Tender has been called for supply of 03 mobile x-ray units. Tender process is completed and the equipments are expected to be delivered by end of April 2015. Relevant documents are enclosed. . Hence the deficiency will be rectified.</p>
<p>Only 4 static X-ray machines are available against requirement of 5 as per Regulations.</p>	<p>Tender has been called for supply of 02 more static x-ray machines. Tender process is completed and the equipments are expected to be delivered by end of April 2015.</p>




	Relevant documents are enclosed. . Hence the deficiency will be rectified.
Pathology department: Only 1 demonstration room is available against requirement of 2 as per Regulations. Even this available room is smaller than required.	As this college was built in 1924 and the building has been assigned heritage tag, structural alteration of the building requires prior permission of heritage commissioner. However, additional demonstration room has been provided with multi media facilities in the same venue with immediate effect. The relevant photograph has been enclosed.
Microbiology department: Only 1 demonstration room is available against requirement of 2 as per Regulations. Even this available room is smaller than required.	As this college was built in 1924 and the building has been assigned heritage tag, structural alteration of the building requires prior permission of heritage commissioner. However, additional demonstration room has been provided with multimedia facilities in the same venue with immediate effect. The relevant photograph has been enclosed.
Pharmacology department: Only 1 demonstration room is available against requirement of 2 as per Regulations.	As this college was built in 1924 and the building has been assigned heritage tag, structural alteration of the building requires prior permission of heritage commissioner. However, additional demonstration room has been provided with multi media facilities in the same venue with immediate effect. The relevant photograph has been enclosed.
RHTC: No separate accommodation is available for female interns. Mess is not available. Specialists' visits are not organized.	The administrative control of the RHTC was recently handed over to the Director of the MMCRI. A building has been identified in the premises of PHC Hosakote to provide separate accommodation for female interns as well as provision for providing Mess facility to the interns. Specialists' visits have been organized starting from 5 th of February 2015. Provision is also made for providing basic drugs to the needy patients at the time of visit. Relevant documents have been enclosed.
Boys' Common Room: Attached toilet is not available. .	As the common room is housed in a heritage building, structural modification could not be done to provide attached toilet in the same room. However, toilet has been provided within 50 feet of the Boy's common room. Relevant photograph has been enclosed.
	At last permission was given letter No : U.12012/79/2015-ME(PII),Dated:03.06.2015 Copy attached




A. Scheme of Examination

1. Theory Marks allotted 100 X 2
(Copy Enclosed) (Annexure- 1)
2. Clinical/practical = **160**
3. Oral = **40**

Minimum marks for Passing the Exam. : **50%**

B. Theory

- | | | |
|-------------------------------|--|--|
| 1. Theory paper | Subject | Time for the paper (1 copy of each of the papers may be attached). (Annexure- 2) |
| No. 1 | General Medicine Paper-I | 3hours |
| No. 2 | General Medicine Paper-II | 3hours |
| | General Medicine Including Psychiatry (20) Dermatology, STD Tuberculosis and Respiratory disease | |
| 2. Dates on which conducted | : 15.12.2015 & 17.12.2015 | |
| 3. Where conducted | : College Examination Hall | |
| 4. Invigilation arrangements | : Copy Enclosed (Annexure -3) | |
| 5. No. of candidates appeared | : 137 | |
| 6. Papers setters | : As per RGHUS Norms Paper Setter are done by University
(Copy Enclosed) (Annexure -4) | |

Name & qualification	Designation	Experience as Examiner
<p>As Per the University regulation the Names the Names with Designation And other details of the question paper setter is to be maintained as confidential and hence cannot be Disclosed. The List of question paper Setters and their experience which Is provided by university is enclosed</p>		

Remarks by the Inspectors/Visitors regarding

- a) Nature of the questions. Long Essay -02,Short essays -10 Short answer-10
(Annexure - 5)
- b) Do they cover the whole filed of prescribed curriculum Almost
- c) What is the standard displayed in the answers. Not applicable as all the answer sheets were not shown.
- d) What is the nature of assessment. Digital Valuation Assessed by both internal and external examiners and marks allotted in the answer sheet
- e) What is the minimum percentage necessary for passing the theory examination 50 %
- f) What percentage of marks obtained at periodical examinations conducted during the course is carried forwarded to the final examination. 35 % min for eligibility for University examination
- g) Method of assessment of examination conducted During the course of study to be clearly stated Three periodicals assessment in theory and practical in each clinical posting out of these 03 examination in theory and practical average of best of 02 sent to University. Candidate has to score 35% marks to qualify to write final exams.
- h) How has it influenced the result at the final examination It does affect positively




II. Practical/clinical

How is the practical examination conducted give details.

Which includes Clinical Examination & Viva- Voce 160 Clinical Cases and Viva Voce - 40

Does the practical cover the different branches of the subject? **Yes**

a) Time allotted for section. 08 – 09 hrs /day

b) Examiners

	Names & qualification	Designation	Experience as examiner
Internal	1. Dr.M Srinivasa MD (Gen. Medicine)	Professor	12 Years
	2. Dr.Laxmegowda MD (Gen. Medicine)	Assoc.Prof	5 Years
	3.Dr.S.S.Ramesh MD (Gen. Medicine)	Assoc.Prof	4 Years
	4. Dr.M.M.Basvaraju MD (Gen. Medicine)	Assoc.Prof	4 Years
External	Dr.Shivakumar.K MD (Gen. Medicine) Govt.Med.Col&Hospt. Coimbatore.	Professor	12 yrs
	Dr.Shivashankar MD (Gen. Medicine) MAHE Manipal	Professor	12 Yrs
	Dr.SM Imroz MD (Gen. Medicine) Sri Venkateswara med coll. Tirupati	Professor	4 Yrs
	Dr. Vijay Gaikwad MD (Gen. Medicine) SC govt. Med coll. MH	Assoc. Prof	8 Yrs

Mode & conduct of practical.

Is it in batches or otherwise.

Batches wise (List Enclosed) (Annexure -5)
It is in Batches approximatns 22 Candidate per day

c) Are there other centers where the

Examination is conducted by the same University?

Examination is conducted by the same University?: No only one centre

If so, where?

No

i) Do the same examiners conduct the examination in other centers too?

Not Applicable

ii) If not what steps are taken to ensure uniformity of standard.

Not Applicable

Limited Numbers of candidates and each candidates is evaluated by all examiners.

d) Date of Examination

I Batch - 19.01.2016 to 22.01.2016

Subject	Date of examination	Register Numbers	Bathes
1	2	3	4
Gen. Medicine (88) (19.01.2016 to 22.01.2016) (4 Days)	19.01.2016	MMC & RI students: 11M1501, 11M1502, 11M1503, 11M1504, 11M1505, 11M1506, 11M1507, 11M1508, 11M1509, 11M1510, 11M1511, 11M1512, 11M1513, 11M1514, 11M1515, 11M1516, 11M1517, 11M1518, 11M1519, 11M1520, 11M1521, 11M1522, = [22 candidates]	A
	20.01.2016	MMC & RI students: 11M1523, 11M1524, 11M1525, 11M1526, 11M1527, 11M1529, 11M1530, 11M1531, 11M1533, 11M1534, 11M1535, 11M1536, 11M1537, 11M1538, 11M1539, 11M1540, 11M1541, 11M1542, 11M1544, 11M1545, 11M1547, 11M1548, = [22 candidates]	B
	21.01.2016	MMC & RI students: 11M1549, 11M1550, 11M1553, 11M1554, 11M1555, 11M1558, 11M1559, 11M1560, 11M1561, 11M1562, 11M1563, 11M1564, 11M1565, 11M1567, 11M1568, 11M1570, 11M1572, 11M1573, 11M1575, 11M1576, 11M1577, 11M1578, = [22 candidates]	C

Clinical


1. Date of Examination. : 19.01.2016 to 22.01.2016 and
23.01.2016 to 24.01.2016.
2. Date & time when the examination was inspected. 20/01/2016 11.00 am
3. Are the invigilation arrangements satisfactory? Yes Annexure 6
4. No. of candidates appeared. 23 Candidates
5. Long cases : 15 List enclosed (Annexure -7)
6. Type of cases given (list may be attached) List enclosed (Annexure -7)
7. Time allotted for study of the case. 45 Min
8. Nature of Discussion of case by the candidate Good
9. Time of discussion: 20 Minutes
10. Was the discussion fair, searching and sufficient practical? Yes.



Short Cases

1. Type of cases given (List may be attached) : (Annexure -7)
2. How many cases were given to each candidate? 02 Cases
3. How long did examination in short cases last for each Candidate? 10 to 15 minutes
4. Standard displayed by the candidates in general in the clinical part of the examination. Good Examination
5. How was the assessment done? External and internal examiners together took assessment
6. Was it done jointly by more than one Examiner? Yes
7. How many marks are allotted for clinical examination? 160 clinical + 40 marks viva voice
8. What is the minimum percentage for passing the clinical parts? 50%
9. Are marks obtained in any other part of the examination added on to that obtained in the clinical examination? Yes Internal Examination
10. Are marks given for clinical works done in the wards added on to the marks obtained in the clinical examination? Yes
11. If so, to what extent? 50 in practical and 50 in theory
12. How has it influenced the result at the final examination? Influenced positively
Three internal examinations are conducted periodically and out of them average of best of two, maximum up to 50.

(Method of assessment of clinical work in the wards may be clearly stated).




VIVA-VOICE

1. What did it consist of
(Give extent of coverage of subject)

Old Question on all aspects of Syllabus and X-Ray ECG Drugs Specimen and instruments, Spotters.

2. How was it conducted? Kept in different tables and took viva together by internal and external examiners. Spotters are given 1 min time for essay 10 spot by rotation total obtain.
3. What was the standard? Good
4. What was the nature of assessment? Fair
5. Was it done jointly by more than one examiner? Yes (video graphed)
Yes in two Groups
6. How are the marks obtained in different parts of the examination grouped? As per mark sheet attached Annexure (8)
7. What is the minimum for passing in each and in the grand total? 50%
8. Results for the last three years. Yes Annexure(9)
9. No. of students appeared? : 22 today
10. Other remarks if any.




Conclusions :

Was the examination conducted satisfactorily? Yes,

- Marks Distribution was as per Rajiv Gandhi University of Health Sciences, Bengaluru guidelines which is different than MCI Guideline (Difference in Annexed)
- University has arranged different Two Set of Internal Examiners and Three Sets of External Examiner during whole examination.

Was the standard sufficient for the M.B.B.S. examination as required by Regulations of the Medical Council of India? Yes,

Date : 20.01.2016
Place : MMCRI Mysuru.

Signature
(Inspectors/Visitors)





MEDICAL COUNCIL OF INDIA
STANDARD INSPECTION FORM

FORM - C

On the

Final M.B.B.S. Examination of **Rajiv Gandhi University of Health Sciences, Bengaluru**
University

In the subject of

GENERAL SURGERY

held at

MYSORE MEDICAL COLLEGE AND RESEARCH INSTITUTE, MYSORE

college

MYSURU

Place _____

Pali
Pali

1 *[Signature]*
B.R.V.M.S.
20/11/2016

1. Date of Inspection : 20-01-2016
2. Names of Inspectors : Prof. Bhadresh Vyas
Prof. Shyampada Pati
3. Date of last Inspection/Visitation : 20-04-2015
4. Name of last inspectors/Visitors : Dr. Chittaranjan Roy, Prof. of Community Medicine
Dr. S. S. Saiyad, Prof. of Anatomy
Dr. P. S. Singh, Prof. of Medicine

Defects pointed out in the last inspection/visitation if any	Remarks by the University
Residential Quarters: Only 25 quarters are available against requirement of 30 as per Regulations.	Deficiency occurred as 05 of the available residential quarters were dilapidated and hence declared unfit for occupation. As an immediate measure, Department of Public Works (P.W.D. Karnataka) has been requested to provide 05 residential quarters at Kalamandhira apartments for the use of teaching faculty of MMCRI. We have also requested to furnish a plan to build a block of 10 residential quarters at the existing premises. P.W.D. has been asked to renovate the old dilapidated quarters at the earliest. Hence the deficiency will be rectified.
Wards: distance between 2 beds in old hospital is < 1.5 m as required under Regulations. Pantry is not available in any ward.	The process of rectifying the above mentioned deficiency has been initiated by increasing the distance between two beds at 1.5 mtrs in the wards of old hospital . In new building the gap is being maintained from the beginning. In order to ease the congestion in the old hospital 02 proposals at a cost of 95.00 crores and 70.00 crores to build additional capacity have been submitted to the Government recently. Relevant documents have been enclosed. The provision for Pantry is been made available in all the wards. Photograph of the same is enclosed.
MRD: It is partly computerized.	MRD is completely computerized. ICD 10 is being followed for classification of the diseases. Relevant documents have been enclosed.
ICUs: Working equipment in PICU/NICU are inadequate.	10 beds are available in Pediatrics Intensive Care Unit against the requirement of 5 with the following equipments a) Intensive care cot – 10 b) Vital sign monitors/Pulse oximeters –

Pal

[Signature]

	<p>d) Ventilators – 02 e) Cardiac defibrillator – 1 f) Portable x-ray unit – 01</p> <p>30 beds are available in Neonatal Neonatal Intensive Care Unit (NICU, both intramural and extramural) against the requirement of 05 with the following equipments ;</p> <p>a) Radiant Warmers – 30 b) Vital sign monitors/Pulse oximeters – 21 c) Infusion pumps (volumetric and syringe type) – 27 d) Phototherapy units – 17 e) Ventilators – 04 f) Portable x-ray – 01 g) Cardiac defibrillators – 01</p> <p>In addition to the above available equipments, procurement of additional equipments like Radiant warmers, infusion pumps, vital sign monitors/pulse oximeters, ventilators and other needy equipment is under process. Tenders are in the final stages of processing and orders for the procurement of above equipments will be placed by end of March 15 with a timeline of 4 to 6 weeks for the delivery. Hence the deficiency will be rectified.</p>
<p>O.T.s: There are more than 1 tables in each O.T. which is not as per norms.</p>	<p>These hospitals were built in 1960's as per the requirement of that time when the concept of 'Single Table OT' was not existing. However three operation theatres at Cheluvamba Hospital (Women and Children Hospital) and one OT at PKTB hospital are already converted to Single Table O.T. Renovation of operation theatres at K.R.Hospital is under progress and expected to be over in 3 months. After renovation of these, O.T.s will be converted into single table O.T.s.</p>
<p>Only 3 mobile X-ray machines are available against requirement of 6 as per Regulations.</p>	<p>Tender has been called for supply of 03 mobile x-ray units. Tender process is completed and the equipments are expected to be delivered by end of April 2015. Relevant documents are enclosed. Hence the deficiency will be rectified.</p>
<p>Only 4 static X-ray machines are available against requirement of 5 as per Regulations.</p>	<p>Tender has been called for supply of 02 more static x-ray machines. Tender process is completed and the equipments are expected to be delivered by end of April 2015.</p>

	Relevant documents are enclosed. . Hence the deficiency will be rectified.
Pathology department: Only 1 demonstration room is available against requirement of 2 as per Regulations. Even this available room is smaller than required.	As this college was built in 1924 and the building has been assigned heritage tag, structural alteration of the building requires prior permission of heritage commissioner. However, additional demonstration room has been provided with multi media facilities in the same venue with immediate effect. The relevant photograph has been enclosed.
Microbiology department: Only 1 demonstration room is available against requirement of 2 as per Regulations. Even this available room is smaller than required.	As this college was built in 1924 and the building has been assigned heritage tag, structural alteration of the building requires prior permission of heritage commissioner. However, additional demonstration room has been provided with multimedia facilities in the same venue with immediate effect. The relevant photograph has been enclosed.
Pharmacology department: Only 1 demonstration room is available against requirement of 2 as per Regulations.	As this college was built in 1924 and the building has been assigned heritage tag, structural alteration of the building requires prior permission of heritage commissioner. However, additional demonstration room has been provided with multi media facilities in the same venue with immediate effect. The relevant photograph has been enclosed.
RHTC: No separate accommodation is available for female interns. Mess is not available. Specialists' visits are not organized.	The administrative control of the RHTC was recently handed over to the Director of the MMCRI. A building has been identified in the premises of PHC Hosakote to provide separate accommodation for female interns as well as provision for providing Mess facility to the interns. Specialists' visits have been organized starting from 5 th of February 2015. Provision is also made for providing basic drugs to the needy patients at the time of visit. Relevant documents have been enclosed.
Boys' Common Room: Attached toilet is not available. .	As the common room is housed in a heritage building, structural modification could not be done to provide attached toilet in the same room. However, toilet has been provided within 50 feet of the Boy's common room. Relevant photograph has been enclosed.
	At last permission was given letter No : U.12012/79/2015-ME(PII),Dated:03.06.2015 Copy attached


Atu

[Handwritten signature]

A. Scheme of Examination	1. Theory	:	200	Marks allotted (Copy Enclosed) (Annexure – 1)
	2. Clinical/practical	:	160	
	3. Oral	:	40	
	Minimum marks for Passing the Exam.			50%

B. Theory

1. Theory paper	Subject	Time for the paper (1 copy of each of the papers may be attached). (Annexure – 2)	
No. 1	General Surgery Section- A	:	50
	Orthopaedic Section- B	:	50
No. 2	General Surgery Paper-II	:	100
			} 3hrs
2. Dates on which conducted	: 19.12.2015 & 21.12.2015		
3. Where conducted	: College Examination Hall		
4. Invigilation arrangements	: By the college, Faculty members of other department was deputed for duty of invigilator (List of invigilators copy attached) (Annexure – 3)		
5. No. of candidates appeared	: 138		
6. Papers setters	: As per RGUHS Norms Paper Setter are done by University (Copy Enclosed)		

Name & qualification	Designation	Experience as Examiner
<p>As Per the University regulation the Names the Names with Designation And other details of the question paper setter is to be maintained as confidential and hence cannot be Disclosed.</p> <p>The List of question paper Setters and their experience which Is provided by university is enclosed</p>		
		

Pat

Remarks by the Inspectors/Visitors regarding

- a) Nature of the questions. : Long essay – 2 question each carrying 10 marks
short essay – 10 questions each carrying 5 marks
short answers – 10 questions each carrying 3 marks.
(Copy of question paper attached) **(Annexure – 2)**
- b) Do they cover the whole filed of prescribed curriculum : Almost
- c) What is the standard displayed in the answers. : Not applicable as all the answer sheets were not shown.
- d) What is the nature of assessment. : Digital Valuation Assessed by both internal and external examiners and marks allotted in the answer sheet
- e) What is the minimum percentage necessary for passing the theory examination : 50%
- f) What percentage of marks obtained at periodical examinations conducted during the course is carried forwarded to the final examination. : Marks obtained is carried to the Final Examination – 20%
- g) Method of assessment of examination conducted During the course of study to be clearly stated. : Three periodicals assessment in theory and practical in each clinical posting out of these 03 examination in theory and practical average of best of 02 sent to University. Candidate has to score 35% marks to qualify to write final exams.
- h) How has it influenced the result at the final examination : It does affect positively



Adh
20/1/16

II. Practical/clinical

How is the practical examination conducted give details.

Does the practical cover the different branches of the subject? : Yes

a) Time allotted for section. : 08 – 09 hrs

b) Examiners

	Names & qualification	Designation	Experience as examiner
Internal	1. Dr.M.A.Balakrishna MS (Gen. Surgery)	Professor & HOD	More than 17yrs
	2. Dr.AnandRavi B N MS (Gen. Surgery)	Assoc.Prof	4 years
	3.Dr.H.N.Dinesh MS (Gen. Surgery)	Assoc.Prof	13yrs
	4. Dr.P.Puttaswamy MS (Orthopaedics)	Prof & HOD	10yrs
External	5. Dr.G.Maralasiddappa MS (Orthopaedics)	Professor	10yrs
	Dr.N.Krishna Mohan (MS Gen.Surgery) Gandhi Med.Col. Hyd.	Prof	12 years
	Dr.G.Arjuna MS (Gen.Surgery) Med.Col.Vishakapatnam	Prof	18 years
	Dr.Rajanna MS(Gen.Surgery) HIMS.	Prof & HOD	8yrs
	Dr.Santhosh Kumar MS (Orthopaedics) Govt.Med.Col.Kottiyam	Assoc.Prof	5yrs
	Dr.Suresh babu MS (Orthopaedics) PSIMS & R Chinnoutpally,Gannavaram Krishna (AP)	Asso. Prof.	8 yrs
	Dr.G Chandrashekar MS(Gen.Surg) Sri Venkashwara Medical college Tirupati	Asso. Prof.	8 yrs

As

[Handwritten signature]

Mode & conduct of practical.

Is it in batches or otherwise.

Batch wise Enclosed (Annexure – 5)

Batch 1: 19-01-2016 to 22-01-2016

Subject	Date of examination	Register Numbers	Bathes
1	2	3	4
Gen. Surgery including Orthopaedics (90) (19.01.2016 to 22.01.2016) (4 Days)	19.01.2016	MMC & RI students: 11M1549, 11M1550, 11M1553, 11M1554, 11M1555, 11M1558, 11M1559, 11M1560, 11M1561, 11M1562, 11M1563, 11M1564, 11M1565, 11M1567, 11M1568, 11M1570, 11M1572, 11M1573, 11M1575, 11M1576, 11M1577, 11M1578, = [22 candidates]	C
	20.01.2016	MMC & RI students: 11M1579, 11M1580, 11M1582, 11M1583, 11M1585, 11M1586, 11M1587, 11M1588, 11M1589, 11M1590, 11M1591, 11M1592, 11M1593, 11M1594, 11M1595, 11M1596, 11M1599, 11M1600, 11M1601, 11M1602, 11M1603, 11M1604 = [22 candidates] JSSMC Students: (RS) 00M1821, (RS2) 07M3431 = [2 candidates]	D
	21.01.2016	MMC & RI students: 11M1501, 11M1502, 11M1503, 11M1504, 11M1505, 11M1506, 11M1507, 11M1508, 11M1509, 11M1510, 11M1511, 11M1512, 11M1513, 11M1514, 11M1515, 11M1516, 11M1517, 11M1518, 11M1519, 11M1520, 11M1521, 11M1522, = [22 candidates]	A
	22.01.2016	MMC & RI students: 11M1523, 11M1524, 11M1525, 11M1526, 11M1527, 11M1529, 11M1530, 11M1531, 11M1533, 11M1534, 11M1535, 11M1536, 11M1537, 11M1538, 11M1539, 11M1540, 11M1541, 11M1542, 11M1544, 11M1545, 11M1547, 11M1548, = [22 candidates] Total: 22+22+2+22+22=90	B

Batch II : 25.01.2016 to 24.01.2016

Subject	Date of examination	Register Numbers	Bathes
1	2	3	4
Gen. Surgery including Orthopaedics (140) (25.01.2016 to 26.01.2016) (2 Days)	25.01.2016	MMC & RI students: 11M1605, 11M1607, 11M1608, 11M1610, 11M1611, 11M1613, 11M1614, 11M1615, 11M1616, 11M1618, 11M1619, 11M1620, 11M1621, 11M1623, 11M1624, 11M1625, 11M1626, 11M1627, 11M1628, 11M1629, 11M1630, 11M1631, = [22 candidates]	E

	26.01.2016	MMC & RI students: 11M1632, 11M1633, 11M1634, 11M1635, 11M1636, 11M1637, 11M1638, 11M1639, 11M1640, 11M1641, 11M1643, 11M1644, 11M1645, 11M1646, 11M1648, 11M1649, 11M1650, 10M1577, 11M7005, 11M2389, 11M3302, 11M3293, 11M7095, 11M2104, 11M7042, 11M2348, 07M1041, 10M1529, = [28 candidates] Total: 22+28=50	F
--	------------	--	---

c) Are there other centers where the Examination is conducted by the same University No

If so, where?

i) Do the same examiners conduct the examination in other centers too? : Not Applicable

ii) If not what steps are taken to ensure uniformity of standard. : Not Applicable

d) Date of Examination Batch I :19.01.2016 to 22.01.2016
Batch II : 25.01.2016 to 26.01.2016

e) Date and time when the examination was inspected. : 12 noon 20-01-2016

f) Are the invigilation arrangements satisfactory? : Yes

g) No. of candidates appeared. : 23 (**Annexure -5**)

h) Number & type of questions (a copy of the question paper may be attached) :

i) What is the minimum percentage of required for passing. : **50%**

Clinical

1. Date of Examination.

Batch I :19.01.2016 to 22.01.2016
Batch II : 25.01.2016 to 26.01.2016

2. Date & time when the examination was inspected. : 12 noon 20-01-2016

3. Are the invigilation arrangements satisfactory? : Yes

4. No. of candidates appeared. : 23

5. Long cases : Long case – 01,14 Long Cases
List Attached (**Annexure 7**)

6. Type of cases given (list may be attached) : List Attached (**Annexure – 9**)

7. Time allotted for study of the case. : 30 mins to long case

Pal

8. Nature of Discussion of case by the candidate : History taking, Clinical examination, Demonstration of clinical signs, Differential diagnosis, investigations, medical and surgical management
9. Time of discussion : Long case – 15 – 20 minutes
10. Was the discussion fair, searching and sufficient practical? : Yes

Short Cases

1. Type of cases given (List may be attached) : 21 Cases, List attached (**Annexure – 7**)
2. How many cases were given to each candidate? : **Surgery-2 minor cases (30marks each) & Ortho 2 minor cases(20marks each)**
3. How long did examination in short cases last for each Candidate? : 60 minutes
4. Standard displayed by the candidates in general in the clinical part of the examination. : Not applicable
5. How was the assessment done? : Clinical examination, Provisional Diagnosis management
6. Was it done jointly by more than one Examiner?: Jointly
7. How many marks are allotted for clinical examination? : 100 marks for short cases
8. What is the minimum percentage for passing the clinical part? : **50%**
9. Are marks obtained in any other part of the examination added on to that obtained in the clinical examination? : Marks obtained in long case and short case are added.
10. Are marks given for clinical works done in the wards added on to the marks obtained in the clinical examination? : Yes
11. If so, to what extent? : 10 %
12. How has it influenced the result at the final examination? : Positively

(Method of assessment of clinical work in the wards may be clearly stated).

VIVA-VOICE

1. What did it consist of (Give extent of coverage of subject) : Operative surgery, Instruments, Surgical Pathology (specimen), X-ray, Orthopaedic instrument, specimen, x-ray
2. How was it conducted? : Students are assessed at 5 different examination table By each examiner in the examination ward.
3. What was the standard? : Satisfactory
4. What was the nature of assessment? : Oral question related to above mentioned topic and its clinical application.

Del

5. Was it done jointly by more than one examiner? : In Surgery Students are assessed at 5 different examination table, By each examiner in the examination ward. In Orthopaedic One Student assessed Jointly by External and Internal Examiner.

6. How are the marks obtained in different parts of the examination grouped?

**Operative Surg- 08marks , Surgical Pathology -08marks ,Instruments -07marks
X-rays- 07marks , Orthopaedics -10marks Total : 40Marks**

7. What is the minimum for passing in each and in the grand total? : 50%

8. Results for the last three years. (Annexure – 9)

Year	June	December
2011-12	77.27%	89.07%
2012-13	53.33%	87.23%
2013-14	57.06%	94%

9. No. of students appeared? : 23

10.No. of students passed? Cannot be Declared

11.Other remarks if any.

Red

Conclusions :**Was the examination conducted satisfactorily?**

Yes,

- Marks Distribution was as per Rajiv Gandhi University of Health Sciences, Bengaluru guidelines which is different than MCI Guideline (Difference in Annexed)
- University has arranged different Two Set of Internal Examiners and Three Sets of External Examiner during whole examination.
- Viva Voce was conducted separately by each Examiner for Each Students.


Was the standard sufficient for the M.B.B.S. examination as required by Regulations of the Medical Council of India?

Yes

Date :

Place :

Rel
 Prof. S. Bho
 20/1/16


 20/1/2016
 Signature
 (Inspectors/Visitors)
 Dr. B. R. V. B.



MEDICAL COUNCIL OF INDIA
STANDARD INSPECTION FORM

FORM – C

On the

Final M.B.B.S. Examination of **Rajiv Gandhi University of Health Sciences, Bengaluru**
University

In the subject of

OBG

held at

MYSORE MEDICAL COLLEGE AND RESEARCH INSTITUTE, MYSORE
_____ college

MYSURU

Place _____

[Handwritten signature]
M.B.B.S
21/1/2016

[Handwritten signature]
20/1/16
P. A. C. Patel

1. Date of Inspection : 20-01-2016
2. Names of Inspectors : Prof. Bhadresh Vyas
Prof. Shyamapada Pati
3. Date of last Inspection/Visitation : 20-04-2015
4. Name of last inspectors/Visitors : Dr. Chittaranjan Roy, Prof. of Community Medicine
Dr. S. S. Saiyad, Prof. of Anatomy
Dr. P. S. Singh, Prof. of Medicine

Defects pointed out in the last inspection/visitation if any	Remarks by the University
Residential Quarters: Only 25 quarters are available against requirement of 30 as per Regulations.	Deficiency occurred as 05 of the available residential quarters were dilapidated and hence declared unfit for occupation. As an immediate measure, Department of Public Works (P.W.D. Karnataka) has been requested to provide 05 residential quarters at Kalamandhira apartments for the use of teaching faculty of MMCRI. We have also requested to furnish a plan to build a block of 10 residential quarters at the existing premises. P.W.D. has been asked to renovate the old dilapidated quarters at the earliest. Hence the deficiency will be rectified.
Wards: distance between 2 beds in old hospital is < 1.5 m as required under Regulations. Pantry is not available in any ward.	The process of rectifying the above mentioned deficiency has been initiated by increasing the distance between two beds at 1.5 mtrs in the wards of old hospital . In new building the gap is being maintained from the beginning. In order to ease the congestion in the old hospital 02 proposals at a cost of 95.00 crores and 70.00 crores to build additional capacity have been submitted to the Government recently. Relevant documents have been enclosed. The provision for Pantry is been made available in all the wards. Photograph of the same is enclosed.
MRD: It is partly computerized.	MRD is completely computerized. ICD 10 is being followed for classification of the diseases. Relevant documents have been enclosed.
ICUs: Working equipment in PICU/NICU are inadequate.	10 beds are available in Pediatrics Intensive Care Unit against the requirement of 5 with the following equipments a) Intensive care cot – 10 b) Vital sign monitors/Pulse oximeters – 05 c) Infusion pumps – 08 d) Ventilators – 02


	<p>e) Cardiac defibrillator – 1 f) Portable x-ray unit – 01</p> <p>30 beds are available in Neonatal Neonatal Intensive Care Unit (NICU, both intramural and extramural) against the requirement of 05 with the following equipments ;</p> <p>a) Radiant Warmers – 30 b) Vital sign monitors/Pulse oximeters – 21 c) Infusion pumps (volumetric and syringe type) – 27 d) Phototherapy units – 17 e) Ventilators – 04 f) Portable x-ray – 01 g) Cardiac defibrillators – 01</p> <p>In addition to the above available equipments, procurement of additional equipments like Radiant warmers, infusion pumps, vital sign monitors/pulse oximeters, ventilators and other needy equipment is under process. Tenders are in the final stages of processing and orders for the procurement of above equipments will be placed by end of March 15 with a timeline of 4 to 6 weeks for the delivery. Hence the deficiency will be rectified.</p>
<p>O.T.s: There are more than 1 tables in each O.T. which is not as per norms.</p>	<p>These hospitals were built in 1960's as per the requirement of that time when the concept of 'Single Table OT' was not existing. However three operation theatres at Cheluvamba Hospital (Women and Children Hospital) and one OT at PKTB hospital are already converted to Single Table O.T. Renovation of operation theatres at K.R.Hospital is under progress and expected to be over in 3 months. After renovation of these, O.T.s will be converted into single table O.T.s.</p>
<p>Only 3 mobile X-ray machines are available against requirement of 6 as per Regulations.</p>	<p>Tender has been called for supply of 03 mobile x-ray units. Tender process is completed and the equipments are expected to be delivered by end of April 2015. Relevant documents are enclosed. . Hence the deficiency will be rectified.</p>
<p>Only 4 static X-ray machines are available against requirement of 5 as per Regulations.</p>	<p>Tender has been called for supply of 02 more static x-ray machines. Tender process is completed and the equipments are expected to be delivered by end of April 2015. Relevant documents are enclosed. . Hence</p>

	the deficiency will be rectified.
Pathology department: Only 1 demonstration room is available against requirement of 2 as per Regulations. Even this available room is smaller than required.	As this college was built in 1924 and the building has been assigned heritage tag, structural alteration of the building requires prior permission of heritage commissioner. However, additional demonstration room has been provided with multi media facilities in the same venue with immediate effect. The relevant photograph has been enclosed.
Microbiology department: Only 1 demonstration room is available against requirement of 2 as per Regulations. Even this available room is smaller than required.	As this college was built in 1924 and the building has been assigned heritage tag, structural alteration of the building requires prior permission of heritage commissioner. However, additional demonstration room has been provided with multimedia facilities in the same venue with immediate effect. The relevant photograph has been enclosed.
Pharmacology department: Only 1 demonstration room is available against requirement of 2 as per Regulations.	As this college was built in 1924 and the building has been assigned heritage tag, structural alteration of the building requires prior permission of heritage commissioner. However, additional demonstration room has been provided with multi media facilities in the same venue with immediate effect. The relevant photograph has been enclosed.
RHTC: No separate accommodation is available for female interns. Mess is not available. Specialists' visits are not organized.	The administrative control of the RHTC was recently handed over to the Director of the MMCRI. A building has been identified in the premises of PHC Hosakote to provide separate accommodation for female interns as well as provision for providing Mess facility to the interns. Specialists' visits have been organized starting from 5 th of February 2015. Provision is also made for providing basic drugs to the needy patients at the time of visit. Relevant documents have been enclosed.
Boys' Common Room: Attached toilet is not available. .	As the common room is housed in a heritage building, structural modification could not be done to provide attached toilet in the same room. However, toilet has been provided within 50 feet of the Boy's common room. Relevant photograph has been enclosed.
	At last permission was given letter No : U.12012/79/2015-ME(PII),Dated:03.06.2015 Copy attached

A. Scheme of Examination	1. Theory	:	Two Papers (University Guidelines attached) (Annexure – 1)
	2. Clinical/practical	:	160
	3. Oral	:	40
	Minimum marks for Passing the Exam.	:	50%

B. Theory

1. Theory paper	Subject	Time for the paper (1 copy of each of the papers may be attached). (Annexure – 1)
No. 1	: OBG Paper -I	3 hrs
No. 2	: OBG Paper –II	3 hrs
2. Dates on which conducted	: 23.12.2015 & 26.12.2015	
3. Where conducted	: College Examination Hall	
4. Invigilation arrangements	: By the college, Faculty members of other department was deputed for duty of invigilator (List of invigilators copy attached) (Annexure – 3)	
5. No. of candidates appeared	: 139	
6. Papers setters	: As per RGUHS Norms Paper Setter are done by University (Copy Enclosed) (Annexure – 4)	

Name & qualification	Designation	Experience as Examiner
<p>As Per the University regulation the Names the Names with Designation And other details of the question paper setter is to be maintained as confidential and hence cannot be Disclosed.</p> <p>The List of question paper Setters and their experience which Is provided by university is enclosed</p>		
		

Remarks by the Inspectors/Visitors regarding

- a) Nature of the questions. : Long essay – 2 question each carrying 10 marks
short essay – 10 questions each carrying 5 marks
short answers – 10 questions each carrying 3 marks.
(Copy of question paper attached) (**Annexure – 5**)
- b) Do they cover the whole filed of prescribed curriculum : Almost
- c) What is the standard displayed in the answers. : Not applicable as all the answer sheets were not shown.
- d) What is the nature of assessment. : Digital Valuation Assessed by both internal and external examiners and marks allotted in the answer sheet.
- e) What is the minimum percentage necessary for passing the theory examination : 50%
- f) What percentage of marks obtained at periodical examinations conducted during the course is carried forwarded to the final examination. : Marks obtained is carried to the Final Examination - 20%
35 % min is for eligibility for RGUHS
- g) Method of assessment of examination conducted During the course of study to be clearly stated. : Three periodicals assessment in theory and practical in each clinical posting out of these 03 examination in theory and practical average of best of 02 sent to University. Candidate has to score 35% marks to qualify to write final exams.
- h) How has it influenced the result at the final examination : It does affect positively

II. Practical/clinical

How is the practical examination conducted give details.

Does the practical cover the different branches of the subject? : Yes

a) Time allotted for section. : 08 – 09 hrs /day




b) Examiners :

	Names & qualification	Designation	Experience as examiner
Internal	1. Dr.Lakshmikanth MD (OBG)	Asst.Prof	3.5 Years
	2. Dr.Chiniwar.M.A MD (OBG) AIMS Bell.	Assoc.Prof	8 Years
	3. Dr.R.Sudha MS (OBG)	Assoc.Prof	5 Years
	4. Dr.K.Mamatha MS (OBG)	Asst.Prof	3 Years
External	1.Dr.Parimaladevi Govt.Pudukottai Med Coll.Pudukottai , Tamilnadu.	Professor	10 Years
	2. Dr.Sujatha M S J S S Med Coll Mysuru	Professor	10 Years
	3. Dr.G.Padmaja MS (OBG) Kurnool Med.Col. Kurnool.	Asst .Prof	3 Years
	4. Dr.Anith H MS (OBG) Govt. RHJ Med.Col. Chennai.	Asst .Prof	3 Years

Mode & conduct of practical.

Is it in batches or otherwise. : Batches wise (List Enclosed)
(Annexure – 5)c) Are there other centers where the
Examination is conducted by the same University? : No

If so, where?

i) Do the same examiners conduct the examination in other centers too? : **Not Applicable**ii) If not what steps are taken to ensure uniformity of standard. : **Not Applicable**

d) Date of Examination I Batch : 19.01.2016 to 22.01.2016

Subject	Date of examination	Register Numbers	Batches
1	2	3	4
OBG (88) (19.01.2016 to 22.01.2016) (4 Days)	19.01.2016	MMC & RI students: 11M1579,11M1580, 11M1582, 11M1583, 11M1585, 11M1586, 11M1587, 11M1588, 11M1589, 11M1590, 11M1591, 11M1592, 11M1593,11M1594, 11M1595, 11M1596, 11M1599, 11M1600, 11M1601, 11M1602, 11M1603, 11M1604. = [22 candidates]	D

20.01.2016	MMC & RI students: 11M1549, 11M1550, 11M1553, 11M1554, 11M1555, 11M1558, 11M1559, 11M1560, 11M1561, 11M1562, 11M1563, 11M1564, 11M1565, 11M1567, 11M1568, 11M1570, 11M1572, 11M1573, 11M1575, 11M1576, 11M1577, 11M1578, = [22 candidates]	C
21.01.2016	MMC & RI students: 11M1523, 11M1524, 11M1525, 11M1526, 11M1527, 11M1529, 11M1530, 11M1531, 11M1533, 11M1534, 11M1535, 11M1536, 11M1537, 11M1538, 11M1539, 11M1540, 11M1541, 11M1542, 11M1544, 11M1545, 11M1547, 11M1548, = [22 candidates]	B
22.01.2016	MMC & RI students: 11M1501, 11M1502, 11M1503, 11M1504, 11M1505, 11M1506, 11M1507, 11M1508, 11M1509, 11M1510, 11M1511, 11M1512, 11M1513, 11M1514, 11M1515, 11M1516, 11M1517, 11M1518, 11M1519, 11M1520, 11M1521, 11M1522, = [22 candidates] Total: 22+22+22+22=88	A

II Batch : 25.01.2016 to 26.01.2016

Subject	Date of examination	Register Numbers	Batches
1	2	3	4
OBG (143) (25.01.2016 to 26.01.2016) (2 Days)	25.01.2016	MMC & RI students: 11M1632, 11M1633, 11M1634, 11M1635, 11M1636, 11M1637, 11M1638, 11M1639, 11M1640, 11M1641, 11M1643, 11M1644, 11M1645, 11M1646, 11M1648, 11M1649, 11M1650, 10M1577, 11M7005, 11M2389, 11M3302, 11M3293, 11M7095, 11M2104, 11M7042, 11M2348, 06M3883, 10M1529, 07M1041. = [29 candidates]	F
	26.01.2016	MMC & RI students: 11M1605, 11M1607, 11M1608, 11M1610, 11M1611, 11M1613, 11M1614, 11M1615, 11M1616, 11M1618, 11M1619, 11M1620, 11M1621, 11M1623, 11M1624, 11M1625, 11M1626, 11M1627, 11M1628, 11M1629, 11M1630, 11M1631, = [22 candidates] JSSMC Students: (RS) 99M1708, 00M1821, (RS2) 07M3431, 07M3527 = [4 candidates] Total: 29+22+4=55	E

- e) Date and time when the examination was inspected. : 20-01-2016 10.30 am
- f) Are the invigilation arrangements satisfactory? : Yes Annexure (6)
- g) No. of candidates appeared. : 22 (Annexure – 8)
- h) Number & type of questions (a copy of the question paper may be attached) : Copy attached (Annexure – 9)
- i) What is the minimum percentage of required for passing. : 50%




Clinical

1. Date of Examination. : 19.01.2016 to 22.01.2016
25.01.2016 to 26.01.2016
2. Date & time when the examination was inspected. : 10.30 am 20-01-2016
3. Are the invigilation arrangements satisfactory? : Yes
4. No. of candidates appeared. : 22
5. Long cases : Two long case. One long case of obstetrics & one long cases of Gynaecology 80 each.
6. Type of cases given (list may be attached) : 22 List attached (**Annexure – 7**)
7. Time allotted for study of the case. : 40 minutes for each
8. Nature of Discussion of case by the candidate : Good for as per format Copy attached (**Annexure – 9**)
9. Time of discussion : 10 – 15 minutes
10. Was the discussion fair, searching and sufficient practical? : Yes

Short Cases

1. Type of cases given (List may be attached). : **NO Short Case, all are Long Case.**
2. How many cases were given to each candidate? Not Applicable
3. How long did examination in short cases last for each Candidate? Not Applicable
4. Standard displayed by the candidates in general in the clinical part of the examination. Not Applicable
5. How was the assessment done? Not Applicable
6. Was it done jointly by more than one Examiner? Not Applicable
7. How many marks are allotted for clinical examination? Not Applicable
8. What is the minimum percentage for passing the clinical part? : Not Applicable
9. Are marks obtained in any other part of the examination added on to that obtained in the clinical examination? Not Applicable
10. Are marks given for clinical works done in the wards added on to the marks obtained in the clinical examination? Yes
11. If so, to what extent? 10 %
12. How has it influenced the result at the final examination? Not Applicable

(Method of assessment of clinical work in the wards may be clearly stated).

VIVA-VOICE

1. What did it consist of : Instrument, Specimen Dummy, Pelvis,
Family Planning, X-Ray and USG, Record of Delivery
Cases.
(Give extent of coverage of subject) : Copy attached. **(Annexure – 9)**
2. How was it conducted? : Students are assessed at four examination table
separately by each examiner
3. What was the standard? : Satisfactory
4. What was the nature of assessment? : Oral questions related to above mentioned topic and its
clinical application
5. Was it done jointly by more than one examiner? : No
6. How are the marks obtained in different parts of the examination grouped?
Instrument – 06 Family Planning – 06
Specimen – 06 X-ray – 06
Dummy Pelvis – 06 Record of deliveries - 10

7. What is the minimum for passing in each and in the grand total? : 50%

8. Results for the last three years.

(Annexure – 10)

Year	June	December
2011-12	77.27%	89.07%
2012-13	53.33%	87.23%
2013-14	57.06%	94%

9. No. of students appeared? : 22
- 10.No. of students passed? : Cannot be Declared.
- 11.Other remarks if any.

Conclusions :


Was the examination conducted satisfactorily? Yes,

- Marks Distribution was as per Rajiv Gandhi University of Health Sciences, Bengaluru guidelines which is different than MCI Guideline (Difference in Annexed)
- University has arranged different Two Set of Internal Examiners and Three Sets of External Examiner during whole examination.
- Viva Voce was conducted separately by each Examiner for Each Students.

Was the standard sufficient for the M.B.B.S. examination as required by Regulations of the Medical Council of India? Yes.

Date : 20.01.2016
Place : MMCRI Mysuru.


20.01.2016
Signature
(Inspectors/Visitors)


20/1/16