

Confidential

MEDICAL COUNCIL OF INDIA
ASSESSMENT FORM FOR 100 MBBS ADMISSIONS REPORT

Part A-I (2017-18)
 (to be filled by the Institution)

1.1 Type of Assessment

U/S 10A- Regular: Letter of Permission (), 1st renewal (), 2nd renewal (), 3rd renewal (), 4th renewal ()

U/S 11 -Regular: Recognition (→),

U/S 19 Continuation of Recognition Regular ()

Any Other:

Note:

1. All rows/columns must be filled.
2. 'Not Applicable' should be clearly written wherever a required information is not relevant.
3. All pages of the A-I are to be signed by Dean/Principal/Director.

Name of the Institution : ESIC Medical College & Post Graduate Institute of Medical
 Sciences & Research, Rajajinagar, Bangalore - 560 010
 Address of College & Hospital : ESIC Model Hospital, Rajajinagar, Bangalore 560 010
 Telephone No. : 080-23125571 / 2312557
 E-mail : esipgi.rajb1r@gmail.com

Date:

02/17

Signature with stamp of Dean/Principal/ Director

चिकित्सा विज्ञान और अनुसंधान स्नातकोत्तर संस्थान
 ESIC Medical College &
 PG Institute of Medical Science and Research
 राजाजीनगर, बंगलूर-10 / Rajajinagar, Bangalore-10


Fax : 080- 23326603
 Website : www.esipgirnr.kar.nic.in
 Management : Government /Society/Trust/Company
 Regn. no. of Society/Trust/Company: : Not Applicable
 Consent/Affiliation from University : Issued from Rajiv Gandhi University of Health & Sciences,
 Period of Validity : 2016-17
 No. of seats as per Essentiality Certificate : 100
 (Information not required for renewal/recognition inspection)
 Period of Validity :
 Assessment Date : 09-02-2017
 Last Assessment Date : 18-01-2017

1.2

(a) Location: The applicant college is located in RAJAJINAGAR (city/village) of BANGALORE talluka BANGALORE district of KARNATAKA state.

Date:

9/2/17


 क.रा.जी.नि. चिकित्सा महाविद्यालय एवं
 चिकित्सा विज्ञान संशोधन संस्थान
 Signature with stamp: Dean/Principal/Director
 ESIC Medical College &
 PG Institute of Medical Science and Research
 राजाजीनगर, बेंगलूर-10 / Rajajinagar, Bangalore-10

(b) The College has following plots of land:

Plot #	Survey #	Place	Area	Remarks if any
Rajajinagar No. 27	-	2 nd Block, Rajajinagar, Bangalore	59260.52 sq. mts	16.00 Acres MAIN PLOT
Indiranagar No.70/2,	-	Appa reddy playa,Indiranagar		Minor PLOT

(c) The campus is unitary.

- 1.3 Building Plan approval from the competent authority: BRUHAT BANGALORE MAHANAGARAPALAKE DATED - 28-10-2009 (BBMP) Copy Enclosed (name of the authority and date of approval).
- 1.4 Buildings:
- College: GROUND PLUS 6 STORIED BUILDING SQ.MT.62,595 SQ.MT
- Hospital (including OPD): GROUND , 1ST to 6th floor 50,843 SQ.MT.
- Hostel & Residential complex 45,843 sq mt.
- 1.5 Building Use/ Occupancy Certificate: approved by BBMP order no: IDTP/GL 750/09-10 dated 24-09-2009.
- 1.6 Nearest Commercial airport: Bengaluru International Airport - 30 kms. Traveling time required:- 45 min.

Date: 9/2/12

Signature with stamp Dean/Principal/Director
 चिकित्सा विभाग और अनुसंधान संस्थान
 चिकित्सा महाविद्यालय
 ESIC Medical College &
 PG Institute of Medical Science and Research
 राजजीनगर, बंगलूर-10 / Rajajinagar, Bangalore-10

1.7 Nearest major Railway Station: Bangalore Central Railway Station - 05 kms. Traveling time required: 10 min.

1.7(a) Nearest major city is Chennai, distance in km 300 Traveling time required

1.8 Water Supply: Through Municipal BWSSB&Borewells in campus.

1.9 Electric supply: Sanctioned Load 66 KVA. (Information not required for renewal/recognition inspection)


1.10 Generators: available/not available, Available load 3 Generator Sets 2000KVA x 2; 1500 KVA x1

1.11 Drainage & sewage disposal (Information not required for renewal/recognition inspection): Available

1.12 Working Hours:

1. OPD Timings : 9 am to 4pm
2. College Timings : 9 am to 4pm
3. Library Timings : 9 am to 9 pm

Date: 9/2/17

Signature with Stamp: 
क.स.स. चिकित्सा महाविद्यालय एवं
चिकित्सा विज्ञान और अनुसंधान संस्थान
ESIC Medical College &
PG Institute of Medical Science and Research
रेजाजीनगर, बेंगलूर - 19 / Rajajinagar, Bangalore-19

1.13 Annual Budget: College & Hospital

Year	Current Financial Year	
	College	Hospital
Salary	<p>Rs. 25,506.81 lakhs for the year 2016-17</p> <p>Rs. 28,103.28 Lakhs for the year 2017-18</p>	
- Doctors		
- Resident Doctors		
- Other Staff		
Technical Training	<p>COPY ENCLOSED</p>	
Library & Education		
Maintenance		
Contingencies		
Others		
Total		

Date: 9/2/17

Signature with Stamp Dean/Principal/Director
 PG Institute of Medical Science and Research
 Rajajinagar, Bangalore-10

1.14 Paramedical staff (Nos.): Give details of technicians department wise:

Department	Technician	Assistant	Attendant	Other
Radiology	04	02		04
Biochemistry	06	07	03	02
Microbiology	04	07	03	02
Serology	02	02	02	03
Heamatology	02	01	02	02
Histo-pathology	04	02	02	03
Cytopathology	02	02	03	02
OT	05	06	05	03
Anesthesia	02	02	03	03
Blood Bank	04	02	03	02
Labour Room	06	04	08	03
Emergency Room	03	02	04	02
CSSD	02	02		02
Mortuary	02		02	02

Date: 9/2/17

Signature with Stamp: Dean/Principal/ Director

चिकित्सा विज्ञान और अनुसंधान स्नातकोत्तर संस्थान
 ESIC Medical College &
 PG Institute of Medical Science and Research
 राजाजीनगर, बंगलूर-10 / Rajajinagar, Bangalore-10

Laundry	01	04	04	04
Electrical	10			
Housekeeping				08
Bio-medical	Tie up with M/s. SembRamky (Annexure – VII)			
BWM				
Pharmacy	16			

1.15 Nursing Staff available:

Department	Technician	Assistant	Attendant	Other
Anatomy	01		04	02
Biochemistry	02		01	02
Physiology	01			02
Microbiology	02	01		02
Pathology	02	02	02	02
Forensic Medicine	02		02	04
Community Medicine	01			01
Pharmacology	01		01	01
UHC	01		02	01
RHC	01		02	01

Date: 9/2/17

Signature with stamp of Dean/Principal/Director

ಕರ್ನಾಟಕ ಸರ್ಕಾರದ
 ಚಿಕಿತ್ಸಾ ವಿಜ್ಞಾನ ಮತ್ತು ಅಧ್ಯಯನ ಸಂಸ್ಥಾನ
 ESIC Medical College &
 PG Institute of Medical Science and Research
 ರಾಜಾಜಿನಗರ, ಬೆಂಗಳೂರು-10 / Rajajinagar, Bangalore.

Category	No of Beds 530 beds	
	Required Nos.	Available Nos.
Staff Nurses		160
Sister Incharge		75
ANS		15
DNS		NIL
Nursing Suptd		NIL
Total	247	250

1.16 Medical Education Unit (MEU): (Information not required for LOP inspection)

Available as per Regulations : Yes

Name of the MEU coordinator : Dr. Seema S.R

Details of affiliated faculty : Enclosed

Details of the Orientation programme and Basic Course Workshop undergone by MEU } : Copy enclosed
Coordinator

Name of the MCI Regional Centre where
above training has been undertaken : St. John's Medical College

Date/s of the above workshops : Copy enclosed

Date: 9/2/17

Signature with Stamp/Dean/Principal/Director
 क.स.स. महाविद्यालय एवं
 चिकित्सा विज्ञान और अनुसंधान संस्थान
 ESIC Medical College &
 PG Institute of Medical Science and Research
 राजाजीनगर, बंगलूर-10 / Rajajinagar, Bangalore-10

Details & Duration of Workshops in Medical Education Technology conducted by MEU: Copy enclosed

Details of faculty who have undergone basic course workshop in *Medical Education Technology* at the allocated MCI Regional Centre

Feedback evaluation of workshops and action taken reports on the basis of feedback obtained (comments in the annexure 1)

1.17 Continuing Medical Education : (Information not required for LOP inspection)

Details of CMEs/workshop organized by the college held in the past 1 year: Copy enclosed

Details of the credit hours awarded for the past one year (details/comments in annexure)

1.18 College Council : (Information not required for LOP inspection)

- Name, designation, contact no. and address of the President & Secretary. Dr. Jeetendra Kumar J.M., , Dean, ESIC MC & PGIMSR, Rajajinagar, Bangalore - 560 010
- Composition of the Council (HODs as members & Principal / Dean as chairperson) - Copy enclosed
- No. of times the College Council meets per year (min 4) : 8 meetings
- Action taken report on College Council Meetings (details / comments in annexure II)

Date: 9/2/17

Signature with stamp Dean/Principal/Director
 PG Institute of Medical Science and Research
 राजाजीनगर, बंगलूरु-19 / Rajajinagar, Bangalore-19

1.19 PG Course: If the college is running PG course; Please mention the intake of PG seats subject wise

Sr No.	Subject	No. of Permitted sets	No. of recognized seats
1.	Obstetrics & Gynecology	6	3
2.	General Medicine	6	Nil
3.	General Surgery	6	2
4.	Pathology	4	4
5.	Biochemistry	4	3
6.	Microbiology	4	4
7.	Anaesthesia	4	2
8.	Paediatrics	3	2
		37 seats	20 seats

1.20 Clinical Material

Item	Daily average (of last 12 months) as provided by institute
O.P.D. attendance (At the end of OPD timing)	1728
Casualty attendance (24 hrs. data)	70

Date: 9/2/17

Signature with stamp Dean/Principal/Director
 चिकित्सा विभाग और
 ESIC Medical College &
 PG Institute of Medical Science and Research
 राजाजीनगर, बीकानेर-10 / Rajasthan-334001

Item	Daily average (of last 12 months) as provided by institute	
No of admissions	85-90	
No. of discharges	80-85	
Bed occupancy: No of Beds occupied No of beds required Bed occupancy %	80%	
<u>Operative Work</u>		
No, of major surgical operations	21	
No. of minor surgical operations	18	
No. of normal deliveries	5	
No. of caesarian sections	4	
<u>Radiological Investigations</u>	O.P.D	I.P.D
X-ray	160	40-60
Ultrasonography	90	40-50
Barium, IVP etc.	01	01

Date: 9/2/17

SIKH S. B. NI. चिकित्सा प्रशिक्षण विद्यालय एवं
 चिकित्सा विज्ञान क्षेत्र अनुसंधान संस्थान
 ESIC Medical College &
 PG Institute of Medical Science and Research
 राजाजीनगर, बेंगलूर-10 / Rajajinagar, Bangalore-10

Item	Daily average (of last 12 months) as provided by institute	
	C.T. Scan	20
<u>Laboratory Investigations - No of Tests</u>		
Biochemistry	1280	1320
Microbiology	41	115
Serology	183	39
Haematology	1102	739
Histopathology	4	16
<u>Cytopathology</u>	11	05
<u>Others</u>	08	10
Any other (HIV/AIDS, DOTs, Malaria etc)	56	45

Date: 9/2/17

Signature with stamp Dean/Principal/Director
 चिकित्सा विज्ञान महाविद्यालय एवं
 चिकित्सा विज्ञान संशोधन संस्थान
 ESIC Medical College
 PG Institute of Medical Science and Research
 राजाजीनगर, बंगलूर-40 / Rajajinagar, Bangalore-40

1.21 College Website

Sr. No.	Details of information	Provided or not (with no & date)
1	Dean, Principal & M.S.	Provided
2	Staff-Teaching & non Teaching*	Provided
3	CME, Conference, academic activity conducted	Provided
4	Awards, achievements received by the faculty.	Provided
5	Affiliated university and its VC & Registrar.	Provided
6	Details of the MCs infrastructure a) Academic Facilities (LT, Demo rooms, Common rooms, Labs, Library, Skill lab, Computer Lab, Auditorium): b) Hospital: c) Residential Facilities: Hostel, Cafeteria, Mess, d) Recreation Facilities: Indoor & Outdoor e) Medical Facilities for Students & Staff	Provided Provided Provided Provided Provided
7	Citizen Charter	Provided
8	List of students admitted category wise (UG & PG) in current and previous year.	Provided
9	Results of all examinations in previous year.	Provided
10	Details of members of the Anti Ragging Committee Members with contact details including landline Ph. mobile, email etc..	Provided

Date: 9/2/17

Signature with stamp of Dean/Principal/Director

PG Institute of Medical Sciences and Research
राजाजीनगर, बेंगलूर-10 / Rajasthan


Sr. No.	Details of information	Provided or not (with no & date)
11	Toll free number to report ragging.	Provided
12	No. of ragging cases reported to Anti Ragging Committee and Action taken by Anti Ragging Committee.	Provided

Undertaking - To be given by the Dean/Principal of the Institute

I hereby given an undertaking that :

- (i) The college will admit students only after obtaining the permission from Central Govt.
- (ii) In the event of this declaration turning out to be either incorrect or any part of this declaration subsequently turning out to be incorrect or false, it is understood and accepted that the undersigned shall be responsible for any such misdeclaration or misstatement.
- (iii) In case, the declaration made by me is found to be false in any material point then necessary Civil / Criminal proceedings, including prosecution under Section 199 of the Indian Penal Code, 1860, may be initiated against me by the Competent Authority.
- (iv) The college has obtained all requisite statutory approvals.
- (v) The college has fulfilled all requirements as per the applicable Minimum Standard Requirement for the Medical College Regulations, 1999.
- (vi) The mandatory requirements laid down by the Persons with Disabilities Act are met by the college

Date: 9/2/17


 क.रा.वी.जे. चिकित्सा महाविद्यालय एवं
 चिकित्सा विज्ञान और अनुसंधान संस्थान
 ESIC Medical College &
 PG Institute of Medical Science and Research
 राजाजीनगर, बेंगलूर-10 / Rajajinagar, Bangalore-10

177097
13 | 2 | 17¹

MEDICAL COUNCIL OF INDIA
ASSESSMENT FORM FOR 100 - MBBS ADMISSIONS REPORT

Part A-II (2017-18)
(To be filled by the Assessors)

1.1 Type of Assessment

U/S 10A-regular/compliance: Letter of Permission (), 1st renewal (), 2nd renewal (), 3rd renewal (), 4th renewal ()

U/S 11- Recognition - Regular

Recognition / Approval

Any Other:

Name of the Institution	:	ESIC Medical College & Post Graduate Institute of Medical Sciences & Research	
Address	:	2 nd Block, Rajajinagar, Bangalore - 560 010	
Telephone No.	:	080-23125571 / 23125572	
E-mail	:	esipgi.rajblr@gmail.com	
Council Letter No & Date	:	MCI No. MCI-34(41)(UG)/Recg-11/2017-18-Med./ Dt- 03-02-2017	
Assessment Date:		09-2-2017 and 10-02-2017	Last Assessment Date : 05-04-2016
PG Courses	:	Yes	

Svenali Basera
Signatures of the Assessors
Dr. G.V. PRAKASH

[Signature]
10-2-17

Date

[Signature]
10-2-17


[Signature]
Dr. Jeetendra Kumar J.M
Dean
Signatures of Dean & PGMSR
Rajajinagar, Bangalore-10

Particulars of Assessors

Name of the Assessors	Correspondence Address	Contact No	Email
Dr. G.V. Prakash, Professor, Surgery	S.V. Medical College, Tirupati - 517507	09949028879	gvprakash@rediffmail.com
Dr. Rajesh Gaur, Professor & HoD, Dept. of Pathology	G.R. Medical College, Gwalior, Madhya Pradesh	09425116843	drrajeshgaur@yahoo.com
Dr. M.S. Phadke, Professor & HoD, Dept. of Biochemistry	Topiwala National Medical College, Mumbai, Maharashtra	09869032112	drmangalaphadke@yahoo.com

1.2. The College has following



The campus plot is.	unitary/ divided into 2 parts a) Rajajinagar, No. 27, 2 nd Block, Bangalore - 10 (Mail plot) 16 acres b) Indiranagar , Minor plot
Building Plan approval from the competent authority.	BRUHAT BANGALORE MAHANAGARA PALAKE DATED 28-10-2009 (BBMP) Copy Enclosed
Building Use/ Occupancy Certificate from the competent authority.	BBMPorder no: <u>JDTP/GL 750/09-10</u> dated 24-09-2009



Signatures of the Assessors



Date

Dr. Jeetendra Kumar J.M.
Dean
PGIMSR
Rajajinagar, Bangalore-10


- 1.3 Dean/Principal: Dr. Jeetendra Kumar J.M, M.D. General Medicine, with 23 years 4 mon, of teaching experience - 08 yrs. 06 mon of professor & 04 yrs of experience of Asso Prof and 07 yrs 10 mon of Asst. Prof and 3 yrs of S.R. He is also holding the post of Professor in the Department of 08 yrs 06 mon.

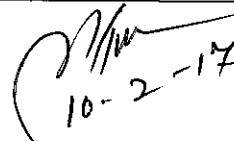
Dean Office is located in Ground of the college/building along with the administrative block. Adequate space (as per MSR guidelines by MCI) and other required facilities (as given in the table below) are provided/not provided to the administrative staff.


Office Space Requirement	Requirement Space (mts)	Available
Dean/Principal Office	36	106.67 sq mts
Staff Room	54	152 sq mts
College Council Room	80	101.84 sq mts


1.4 Medical Education Unit (MEU):

Available as per Regulations	: Yes
Name of the MEU coordinator	: Dr. Seema S.R
Name, Designation & Experience of affiliated faculty	: 12 faculty members have undergone Basic Course Workshop in MET
Name of the MCI Regional (Nodal) Centre where above training has been undertaken	: St Johns Medical College, Bangalore
Details of the Orientation programme and Basic Course Workshop undergone by MEU(No. of programmes organized during Academic year, No. of People attended, proceedings (to be verified at the time of assessment)	: 5 workshops / activities conducted by M.E.U. copy enclosed (Annexure - 1)


Signatures of the Assessors


10-2-17
Date





Dr. Jeetendra Kumar J.M
Dean
Signatures of Dean/Principal
ESIC MG PGIMSR
Rajajinagar, Bangalore-10

Date/s of the above workshops	:	Copy enclosed - Annexure - 1
Details & Duration of Workshops in Medical Education Technology conducted by MEU	:	Copy enclosed - Annexure - 1
Details of faculty who have undergone basic course workshop in <i>Medical Education Technology</i> at the allocated MCI Regional Centre	:	All MEU members have undergone Basic MET workshop. Copy enclosed - Annexure - 1
Details of faculty who have undergone advanced course workshop in <i>Medical Education Technology</i> at the allocated MCI Regional Centre	:	All MEU members have undergone Basic MET workshop. Copy enclosed
Feedback evaluation of workshops and action taken reports on the basis of feedback obtained	:	Yes

1.5 Continuing Medical Education :

No and Details of CMEs/workshop organized by the college held in the past 1 year	:	Copy enclosed Annexure - 2
Details of the credit hours awarded for the past one year	:	Copy enclosed Annexure - 2





Signatures of the Assessors



10-2-17

Date

Dr. Jeetendra Kumar J.M.
Dean
ESIC, MC & PGIMSR
Rajajinagar, Bangalore-10


1.6 College Council :

Name, designation, contact no. and address of the President & Secretary.	:	Dr Jeetendra Kumar J.M, Dean, President - Ph:9880381258
Composition of the Council (HODs as members & Principal / Dean as chairperson)		Copy enclosed -Annexure - 3
No. of times the College Council meets per year (min 4)	:	08 meetings Minutes enclosed - Annexure - 3
Details of college Council meetings where students Welfare was discussed and Action taken report (details / comments in annexure II)		Available


- 1.7 Pharmacovigilance Committee:** Present
No of meeting in the previous yrs. - (Minutes to be checked)

1.8 Examination Hall:

Requirement	Available
No - 1/2/3	1
Area - 250 Sq. mt.	485 sq. mtr
Capacity - 250	250




Signatures of the Assessors



10-2-17
K. S. Phadke
10-2-17

Date



Dr. Jeetendra Kumar J.M
Dean
Signatures of ESC, MC & PGIMSR
Rajajinagar, Bangalore-10

1.9 Lecture Theatres:

	Medical college		Hospital		Comments
	Req	Available	Req	Available	
Number	4	4	1	1	
Capacity	120	150	150	150	
Type (Gallery)	Yes		Yes		
A.V. Aids	Yes		Yes		


1.10 Library

Air-conditioned - Yes

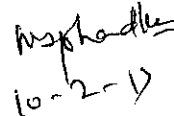
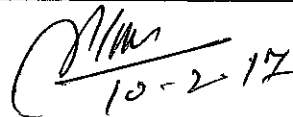
Working Hours:

- Stack room : Available
- Reading room : Available


	Required	Available	Remarks
Area	1600 Sq.m.	1900 Sq.m.	
Student Reading Room (Inside)	100 Capacity	120 Capacity	
Student Reading Room (Outside)	100 capacity	120 Capacity	
Staff Reading Room	20 Persons	30 Persons	
Room for Resident/PG reading room	30 persons	30 persons	
Particulars	Required Nos.	Available Nos.	Remarks
No of Books	7000	7017	
Journals (Indian)	70	170	



Signatures of the Assessors

Date



Dr. Jeetendra Kumar J.M.
Dean
& PGIMSR
Rajajinagar, Bangalore-10


Journals (Foreign)	30	50	
Internet Nodes	25	25	

1.11 Common Room for Boys & Girls


	Area Required Sq. Mt.	Available Area Sq. Mt.	Toilet - Attached Y/N
Boys	100 Sq. mtr	120 Sq. mtr	Yes
Girls	100 sq. mtr	120 Sq. mtr	Yes

1.12 Central Photography Section:


Available	Yes
Staff	Yes
Equipments	Yes


Signatures of the Assessors

K. S. Phadke
10-2-17



10-2-17

Date



Dr. Jeyendra Kumar J.M
Dean
ESIC MC & PGIMSR
Bijalinganagar, Bangalore-10
Signatures of Dean/Principal

1.13 Hostel: Location - Within campus


Hostel Category	Required Capacity	Available Capacity (No Rooms X capacity of each room = Total capacity)	Furnished (Y/N)	Toilet Facility Adequate/ Inadequate	Mess (Y/N)	Hygiene of Hostel campus Y/N	Visitor room, AC Study room with internet & Computer, Recreation room with TV, Music, Indoor Games Y/N
UG Students	375	Girls: 144 48x3=144 Boys: 236 60x3=180 28x3=56	Yes	Adequate	Yes	Yes	Yes
Interns	100	Available for 100 interns	Yes	Adequate	Yes	Yes	Yes
Resident	67	Girls: 13x2=26 7x1=7 Boys: 19x2=38	Yes	Adequate	Yes	Yes	Yes
Nurses	48	Available for 60 nurses	Yes	Adequate	Yes	Yes	Yes


Signatures of the Assessors

Asphadke
10-2-17


10-2-17

Date


Dr. Veerendra Kumar J.M.
Dean
EST & PGIMSR
Bangalore-10
Signatures of Dean/Principal


Residential Quarters:

Category	Required Nos.	Available Nos.	Remarks
Teaching Staff @ 20% Capacity	20	30	
Non-Teaching Staff @ 20% Capacity	36	45	

1:14 Recreational Facilities:

Outdoor games	Yes
Play field/s	Tie-up with foreman training institute (Annexure - 04)
Type of games	Cricket, Volleyball, Football, shuttle
Indoor games facilities	Yes
Gymnasium	Available

1.15 Gender Harassment Committee -: Yes (Documents to be seen at the time of assessment)




Signatures of the Assessors

Asphandk
10-2-17



10-2-17

Date




Dr. Jettendra Kumar J.M.
Dean
MC & PGIMS
Rajajinagar, Bangalore-10

TEACHING HOSPITAL2.1 Name of the Hospital: **ESIC Model Hospital**Owned by: **Government**2.2 Name of the Medical Superintendent: - **Dr. Lakkanna.S , MS , General Surgery, with 08 years administrative experience.**


	Space Requirement	Availability
Medical Supdt's Office	36 sq. mt.	50.20 sq. mtr
Administrative Office	150 sq. mt	160 sq. mtr


2.3 **Teaching and other facilities :**

OPD Timings	:	09 A.M. to 04 P.M.
Separate Registration areas for male/female patients available	:	yes
Separate Registration counters for OPD/IPD	:	Available
Are the Registration counters computerized	:	Yes
Staff for registration center	:	adequate
Waiting areas for above patients available	:	Yes
No. of rooms for examination of patients available	:	Yes
Capacity of teaching area in each department	:	Yes
Enquiry Desk	:	Yes


Signatures of the Assessors

msphadke
10-2-17



Date
10-2-17



Date
10-2-17
Signatures of Deputy Principal
Rajajinagar, Bangalore-10
Kumar J.M
MC & PGIMS

2.4 Facilities available in OPD

-Medicine Injection room - Male - Female	Yes Yes	E.C.G. Room	Yes
Surgery Dressing room - - Male - Female	Yes Yes	Minor OT	Yes
Orthopaedics Plaster room Dressing room - - Male - Female	Yes Yes Yes	Plaster cutting room	Yes
Ophthalmology	Refraction Rooms Dark Rooms Dressing Rooms / Minor Procedure Room		Yes Yes Yes
ENT	Audiometry (AC & Sound proof) Speech Therapy		Yes Yes
Pediatrics	Child Welfare Clinic Immunisation Clinic Child Rehabilitation Clinic		Yes Yes Yes Yes
OBS & GYN	Antenatal Clinic Sterility Clinic Family Welfare Clinic Cancer Detection Clinic		Yes Yes Yes Yes


Comments :


Signatures of the Assessors


10-2-17

Date


10-2-17



Dr. Jeetendra Kumar J.M
Dean
PGIMS
Rajinagar, Bangalore-10
10/2/17
Signatures of Dean/Principal

2.5 Total Number Of Teaching Beds & Admitted Patients - Distance between two beds should be 1.5 m.

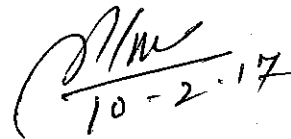
Teaching Hospitals in Campus with Total Beds 530


Teaching Hospitals in Outside the Campus - N.A

Department	Ward Nos.	Beds Required	Total Beds Available	Facilities Available in Each Ward						Remarks
				Nursing Station Y/N	Exam/Treat Room Y/N	Pantry Y/N	Store Room Y/N	Duty Room Y/N	Demo Room (25 Capacity) Y/N	
Gen. Medicine	4	120	120	Yes	Yes	Yes	Yes	Yes	Yes	
Pediatrics	2	60	60	Yes	Yes	Yes	Yes	Yes	Yes	
TB & Respiratory Medicine	1	10		Yes	Yes	Yes	Yes	Yes		
Psychiatry	1	10		Yes	Yes	Yes	Yes	Yes		
Dermatology	1	10		Yes	Yes	Yes	Yes	Yes		
Gen. Surgery	4	120	120	Yes	Yes	Yes	Yes	Yes	Yes	
Orthopedics	2	60	60	Yes	Yes	Yes	Yes	Yes		
Ophthalmology	1	10	10	Yes	Yes	Yes	Yes	Yes		
ENT	1	10	10			Yes	Yes	Yes		
OB & GYN	3	60	120	Yes	Yes	Yes	Yes	Yes	Yes	
Total		470	530							


Signatures of the Assessors

Handwritten signature
10-2-17



Date


Dr. Jeetendra Kumar J.M.
Dean
ESIC, MC & PGIMS
Rajajinagar, Bangalore-10


2.6 Clinical material (*Random verification to be done by the Assessor). (Annexure - 05)


Assessor should randomly verify the monthly data and fill accordingly in the daily average columns, specifying the months

Item	On Day of assessment		Remarks
O.P.D. attendance at 2.00 PM On first day	1783		
Casualty attendance (24 hrs. data)	71		
No of admissions	86		
No. of discharges	81		
Bed occupancy% at 10.00AM on first day	92 %		
Operative Work			
No. of major surgical operations	20		
No. of minor surgical operations	17		
No. of normal deliveries	04		
No. of caesarian sections	04		
Radiological Investigations	O.P. D	I.P.D	
X-ray	75	20	
Ultrasonography	45	28	
Barium, IVP etc.	1	0	
C.T. Scan	15	03	



Signatures of the Assessors

Wspbadke
10-2-17



Date
10-2-17


Dr. Deetendra Kumar J.M.
Dean,
PGIMS & PGIMSR
Rajajinagar, Bangalore-10


Item	Day of assessment		Remarks
	O.P. D	I.P.D	
Laboratory Investigations - No. of Tests			
Biochemistry	1310	1251	
Microbiology	44	126	
Serology	191	44	
Hematology	1124	760	
Histopathology	07	18	
Cytopathology	14	06	
Other (HIV/ AIDS, DOTS, MALARIA)	61	49	


Signatures of the Assessors

myshadke
10-2-17


10-2-17

Date


Dr. Jeeendra Kumar J.M
Dean
ESIC MC & PGIMSR
Rajalimangaluru, Bangalore-10

2.7 Medical Record Section:

Manual / Computerized :- Computerized

ICD X classification of diseases followed for indexing : yes


2.8 Central casualty services :No of Beds: Required 20 Available : 20


- Number of doctors posted / Shift : CMO - Required 04 Available :- 09
- Number of nurses posted / Shift: 04 in 3 shifts
- Separate casualty for OBGY cases: available, if yes No. of beds 05,

Equipment	Availability Y/N	Number
Central Oxygen & suction facility	Central Supply	
Pulse oximeter	Yes, Available	12
Ambu bag	Yes, Available	04
Disaster trolley	Yes, Available	04
Crash Cart	Yes, Available	04
Emergency Drug Tray	Yes, Available	04
Defibrillator	Yes, Available	01
Ventilator	Yes, Available	02
X-ray Unit - (Mobile)	Yes, Available	01
Minor OT	Yes, Available	01


Comments:


Signatures of the Assessors


10-2-17


10-2-17

Date


Dr. Jeelendra Kumar J.M.
Dean
ESIC MC & PGIMSR
Rajalingudi, Bangalore-10

2.9 Clinical Laboratories

Central Clinical Laboratory: Under control of department of : Pathology, Biochemistry, Microbiology

Separate sections for pathology, microbiology, hematology & biochemistry: **available.**


2.10 Operation theatres

Type	Requirement	Available	Remarks
Major	07	09	
Minor	02	02	

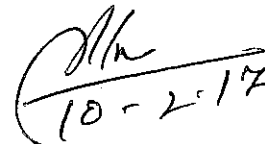
2.11 Equipment available in O. T. Block (Specify numbers)


Dept	Theatres Nos.	A/C Y/N	Central Oxy / Nitrous Oxide Y/N	Anesthesia Machine Y/N	Multipara Monitor with Capnograph Y/N	Defibrillators Y/N	Infusion Pumps Y/N	Remarks
Gen Surgery	<u>03</u>	<u>Yes</u>	<u>Yes</u>	<u>Yes</u>	<u>Yes</u>	<u>Yes</u>	<u>Yes</u>	
ENT	<u>01</u>	<u>Yes</u>	<u>Yes</u>	<u>Yes</u>	<u>Yes</u>	<u>Yes</u>	<u>Yes</u>	
Ophthal	<u>01</u>	<u>Yes</u>	<u>Yes</u>	<u>Yes</u>	<u>Yes</u>	<u>Yes</u>	<u>Yes</u>	
Ortho	<u>02</u>	<u>Yes</u>	<u>Yes</u>	<u>Yes</u>	<u>Yes</u>	<u>Yes</u>	<u>Yes</u>	
OBS & GYN	<u>02</u>	<u>Yes</u>	<u>Yes</u>	<u>Yes</u>	<u>Yes</u>	<u>Yes</u>	<u>Yes</u>	
Emergency	<u>01</u>	<u>Yes</u>	<u>Yes</u>	<u>Yes</u>	<u>Yes</u>	<u>Yes</u>	<u>Yes</u>	
Septic	<u>01</u>	<u>Yes</u>	<u>Yes</u>	<u>Yes</u>	<u>Yes</u>	<u>Yes</u>	<u>Yes</u>	

Pre-Anaesthetic/Pre-operative Beds : Available 04 Post Operative Recovery room beds : Available : 08


Signatures of the Assessors

M. Sphandha
10-2-17


Date


Dr. Deetendra Kumar J.M.
Dean
Signatures of Dean/Principal
Rajajinagar, Bangalore-10

2.12 Intensive Care: Following intensive areas are available -

Type	Beds (Required)	Beds (Available)	Patients on day of assessment	AC Y/N	Central Oxygen/Suction Y/N	Major Equipment (Monitor, Ventilator, ABG, Pulse Oximeter etc.) Y/N	Remarks if any
ICCU	5	13	12	Y	Y	Y	
ICU	5	09	09	Y	Y	Y	
SICU	5	5	00	Y	Y	Y	
NICU	5	10	08	Y	Y	Y	
PICU	5	06	06	Y	Y	Y	

2.13 Labour Room

Rooms	Beds	Remarks
Clean Cases	05	
Septic Cases	05	
Eclampsia	01	

Svenkalar
Signatures of the Assessors

Musphanda
10-2-17

Date


Musphanda
10-2-17


Jeetendra Kumar J.M
Dr. Jeetendra Kumar J.M
Dean
ESICU & PGIMSR
Signatures of Dean/Principal
Rajajinagar, Bangalore-10

2.14 Radiological Facilities:

Equipment	Required no.	Available no.	AERB Approval Y/N	Functional Status at the time of assessment Y/N	Remarks if any
Mobile X Ray 60 mA 100 mA	<u>2</u> <u>2</u>	<u>03</u> <u>00</u>	<u>Y</u> <u>Y</u>	<u>Y</u> <u>Y</u>	* Available 01 no. of <u>160 M.A</u>
Static X Ray 300 mA 600mA 800/1000 mA	<u>2</u> <u>2</u> <u>1 IITV</u>	<u>00</u> <u>00</u> <u>01</u>	<u>Y</u> <u>Y</u>	<u>Y</u> <u>Y</u>	* Available 02 nos. of <u>500 M.A and 01 no. of</u> <u>160 MA</u> * 600 MA 2 nos. are in <u>purchased and in the</u> <u>process of Installation</u> <u>(Annexure - 06)</u>
CT Spiral Minimum 16 slice	<u>01</u>	<u>01</u>	<u>Y</u>	<u>Y</u>	* CT scan is of 64 slice * MRI 1.5 T is available


Equipment	Required no.	Available no.	PNDT Approval Y/N	Functional Status at the time of assessment Y/N	Remarks if any
USG	<u>03</u>	<u>05</u>	<u>Y</u>	<u>Y</u>	


Signatures of the Assessors


10-2-17


10-2-17

Date


Dr. Satendra Kumar J.M.
Principal
PGIMSR
Rajajinagar, Bangalore-10

2.15 Blood Bank:

Available and functional: Yes

Number of units dispensed in a day: 12 to 15 Whole blood 01 to 02 components

Number of units stored on day of assessment : PACKED RED BLOOD CELLS - 109 ,WHOLE BLOOD 12 ,PLATELETS 13, CRAYO PPT 05,FRESH FROZEN PLASMA 04 ,

License valid up to: KTK/26G/09/2012-16 Dt- 15/05/2012(LICENCE NUMBER AND COPY TO BE APPENDED AS Blood Separation Facility - Available. * The Blood Bank license is valid till 31 December 2016, however a letter of permission is given by the KARNATAKA state Drug Controller ,to continue till 31-12-2021. (Annexure - 07)

2.16 Pharmacy : Pharmacist/Staff available : 16

- No. of sub-stores located in different parts of hospital: 02 main stores and 01 sub store available in the hospital

- Average no. of patients per day given drugs:

- Indoor : 115

2.17 Central sterilization Department :

- Timings 08 AM to 08PM & Shifts: 03 shifts

- Equipment: Horizontal autoclaves Yes / Vertical autoclaves Yes , bowl sterilizer Yes & instrument washing machine & disinfecting Yes .

- ETO Sterilisers: Yes

- No: of Bins 100, Trays 100, Packs sterilized 100day. assessment :

And bins 100 Trays 100, packs 100 sterilized on day of


- Separate receiving and distribution points Yes, available

- Staff: Adequate-5 technicians and 1 Assistant is available


Incharge: Anaesthesia department

2.18 Intercom: Available : yes


No. of incoming lines 10 No. of extension lines: 500


Signatures of the Assessors

Waghmare
10-2-17


10-2-17

Date


Dr. Jeetendra Kumar J.M.
Dean
Signatures of Dean/Principal
Rajajinagar, Bangalore-10


2.19 Central laundry/Alternative Arrangements:


- In House/Outsourced: In house
- No. of staff available: 11, (2 boiler attendants, 2 liner keeper, & 1 supervisor are available)
- Type of Laundry: Mechanized
Equipments: There is 1 boiler, 3 washers , 2 driers, 1 calendering machine, 1 pressing machine and 2 press tables are available

2.20 Kitchen/ Alternative Arrangements


- Electric City /Gas : Gas
- Food free of charge:
 - Yes
 - Number of patients : About 350 per day
 - Services of a nutritionist/dietician: Not available
- Provision of special diet: Yes
- Storage facilities: Yes
- Service trolley: Available

2.21 Total no. of Canteens: For staff: 01 , For students : 01.


Signatures of the Assessors


10-2-17


Date


Dr. Jeetendra Kumar J.M.
Dean
ESIC MC & PGIMSR
Rajajinagar, Bangalore-10
Signatures of Dean/Principal

2.22 Arrangements for Biomedical Waste Management. (Annexure - 8)

- Outsourced:- M/s. Semb Ramky

2.23 Central Research Lab:

- Available - Yes
- Facilities - Adequate
- Research Projects:
 - Completed Nos:-
 - Ongoing Nos :- 37


2.24 Nursing and Paramedical staff : (Annexure - 09)


Nursing staff:	No of Beds 530	
Category	Required Nos.	Available Nos.
Staff Nurses	203	160
Sister Incharge	33	75
ANS	07	11
DNS	03	03
Nursing Suptd	01	01
Total	247	250

Paramedical And Non teaching staff	Required Nos.	Available Nos.
	179	502



 Signatures of the Assessors
 10/2/17


 10/2/17
 Date


 Dr. Jeeendra Kumar J.M
 Dean
 ES, MC & PGIMSR
 Bangalore-10


MEDICAL COLLEGE

3.1 College Website: Annexure - 10

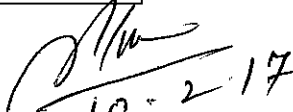
Sr. No.	Details of information	Yes/No
1.	Dean, Principal & M.S.	Yes
2.	Staff-Teaching	Yes
3.	Affiliated university and its VC & Registrar.	Yes
4.	Citizen Charter	Yes
5.	List of students admitted category wise (UG & PG) in current and previous year.	Yes
6.	Results of all examinations in previous year.	Yes
7.	Details of members of the Anti Ragging Committee Members with contact details including landline Ph. mobile, email etc..	Yes
8.	Details of members of the Gender Harassment Committee Members with contact details including landline Ph. mobile, email etc..	Yes
9.	Toll free number to report ragging.	Yes

3.2 Teaching Programme:

Didactic teaching	Yes
Demonstration	Yes
Integrated teaching (Horizontal/Vertical teaching)	Yes
Clinical posting	Yes
Clinical Pathological Conference	Yes
Grand Rounds	Yes
Statistical Meeting	Yes
Seminars	Yes


Signatures of the Assessors

insphadke
10-2-17


Date
10-2-17


Dr. Jessamma Kumar J.M
Dean
ESIC MCG PGIMS
Signatures of Dean/Principal
Bengaluru-10

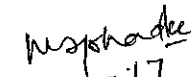
Teaching Facilities:**3.3 Anatomy**


Required	Available	Required	Available
Demonstration Room/s • No ____ 01 • Capacity - 75 to 100 students	02 60	AV Aids:	Available
• Number of practical laboratory/ies - 1 • Number of Lab seats ____ • Number of microscopes ____ Dissection Microscopes ____	01 60 60	Museum: ____ seating capacity • Mounted specimens • Models - Wet & Dry • Bone Sets - Articulated-____ & Disarticulated- ____ • MRI & CT	Yes 170 20 30 50
Number of dissection tables - ____ (Half Standard Size)	15	Number of cadavers - ____	15
Cold store / cooling chambers - ____ Bodies	Yes	Storage tank - ____	Yes
Embalming room -	Yes	Band saw	Yes
Lockers - ____	Yes	Departmental Library- (80-100 Books.)	179


Adequate exhaust, light, water supply and drainage facilities - Available

Remarks : NIL


Signatures of the Assessors


10-2-17


10-2-17
Date


Dr. Jeetendra Kumar J.M.
Dean
MC & PGIMSR
Bengaluru-10
Signatures of Dean/Principal

3.4 Physiology


	Required	Available	AV Aids	Available
Number of Demonstration Room/s:- Capacity	01 60	Yes 60		
Mammalian laboratory	01	Yes, Available	Haematology laboratory	Yes
Departmental Library	01	Yes, Available 115 books	Clinical Physiology	Yes
Preparation rooms	01	Yes, available	Research Lab.	Yes, central

Remarks : NIL


3.5 Biochemistry


	Required	Available	AV Aids	Yes
Number of Demonstration Room Capacity	01 60	Available 60		
Number of practical laboratory /ies -	01	01	Library / Seminar rooms. 128 books	Yes
Number of Lab seats -	-	60	Research Lab.	yes

Remarks : NIL


Signatures of the Assessors

W. S. K. K.
10-2-17


10-2-17
Date


Dr. Deetendra Kumar J.M
Dean
ESIC MO & PGIMSR
Signatures of Dean/Principal
Blore-10

3.6 Pathology


	Required	Available	AV Aids	Available
Number of Demonstration Room	01	01		
Capacity	60	60		
Practical labs.	02	02	Museum	
Morbid Anatomy/Histopath./			- Specimens	
Cytology	01	01	Mounted_____	288
Clinical Pathology/Haematology	01	01	Unmounted_____	556
			- Catalogues	10
Departmental library. 127 books				
Research lab.		Available		


Remarks : NIL

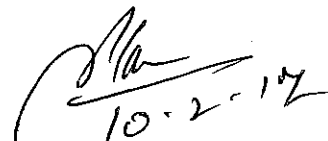
3.7 Microbiology

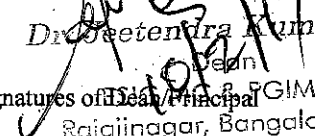
	Required	Available	AV Aids	Yes
Number of Demonstration Room	01	Yes,		
Capacity	60	Yes		
Number of practical laboratory/ies -	01	01	Media preparation facility	Yes
Number of Lab seats -		60	Auto Claving	
Number of microscopes/laboratory		100	Washing and drawing room	
Number of service laboratories		01	Museum	Yes
Departmental Library Books		123		

Remarks : NIL


Signatures of the Assessors


10-2-17


Date 10-2-17


Dr. Jeetendra Kumar J.M.
Head/Principal
Signatures of Head/Principal
Rajajinagar, Bangalore-10


3.8 Pharmacology

	Required	Available	AV Aids	Yes
Number of Demonstration Room Capacity	01 60	01 60		
Experimental Pharmacology	01	Yes, available	Museum :- Available - Specimens : 140 - Charts: 45 - Models: Nil - History of Medicine: 10 photo frames - Catalogues: 10	
Clinical pharmacology/ pharmacy	01	Yes, available		
Departmental Library. 100 books		Yes, available		
Research lab.		Yes, available		


Remarks : NIL


3.9 Forensic Medicine

	Required	Available	AV Aids	AV Aids
Number of Demonstration Room : Capacity:	01 60	Yes Yes		
Forensic histopathology	01	Yes	Anthropology	Anthropology :- 10 articulated and 10 unarticulated
Serology		Yes	Toxicology	Toxicology :- Yes
Autopsy room		Yes	Cold storage	Cold storage :- 6 body chamber: 02 nos
Museum : Medico-Legal specimens 10,				


Signatures of the Assessors

Wspkade
10-2-17


Date 10-2-17


Dr. D. N. Kumar J.M.
Signatures of Dean/Principal
ESIC, MG & PGIMS
Rajajinagar, Bangalore-10

Charts 40, Prototype fire arms _Nil , slides 20, Poisons 70, photographs 40, catalogues 06		
Departmental library 100 books Research lab : Available		

Remarks : NIL

3.10 Community Medicine

Number of Demonstration Room Capacity:	Required 01 60	Available 01 65	AV Aids Available	
Museum : Charts, Models, & Specimens 141, catalogues 10,	01	01		
Practical lab.	01	60	Available	
Departmental Library: Research lab. (Available)	01	104 books		

Remarks : NIL

S. Venkatesh
Signatures of the Assessors

M. S. Phadnis
10-2-17

[Signature]
10.2.17
Date

[Signature]
Dr. Jeetendra Kumar J.M
Dean
ESIC, MC & PGIMS
Signatures of Dean/Principal
Rajajinagar, Bangalore-10.

3.11 Health Centers (Department of Community Medicine)

Rural Health Centres

PHC I -: Bettahalasur (place) 27 km (Distance from the college)


PHC II -: Bagalur (place) 25 km (Distance from the college)


PHC III -: Sahakarnagar (place) 14km (Distance from the college)

Permission is obtained to utilize the PHC's from Government of Karnataka (enclosed) Memorandum No: H.S.P (3)/64/2016-17 Dt- 06-12-2016


Out of the above 3 PHC's Bettahalasur has been upgraded to RHTC

Population covered by the RHTC	45,435
It is under the control of the	MOU for affiliation with Health centres has been granted by Commissioner, Health & Family Welfare services, Bangalore, Government of Karnataka
Students posted in batches	Batches of 25 to 30 2 nd & 3 rd MBBS through out the year
Separate blocks for accommodating boys in 02 rooms having 20 beds. Girls 02 rooms having 20 beds.	2 staff quarters with cooking & dining facilities have been identified, for interns accommodation
Facilities for cooking & dining - Yes/No	
Daily OPD/IPD	OPD : 30 to 40 IPD 04 to 06
Specialist visits if any	Available


Signatures of the Assessors


10-2-17

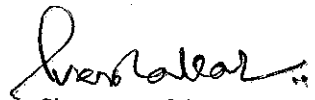

10-2-17
Date



Dr. Jyotsna Kumar J.M.
Signatures of Dean/Principal
Rajajinagar, Bangalore-10

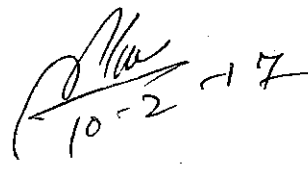
Cold chain equipment available	Available
Survey/MCH/Immunization/FP registers	Available
Activities under the National Health Programmes	Yes, being under taken


3.12 Details of U.H.T.C.: Rajajinagar, Primary Health Center with in 500 mts Distance from college

Population covered by the UHC	33,084
It is under the control of the	MOU for affiliation with Health centres has been granted by Commissioner, Health & Family Welfare services, Bangalore, Government of Karnataka
Students and interns posted in batches of	Batches of 25 to 30 2 nd & 3 rd MBBS through out the year
Daily OPD/IPD	OPD :- 15 to 20
Survey/MCH/Immunization/FP registers	Available
Specialist visits if any	Available
Deficiency if any	Nil


Signatures of the Assessors



10-2-17


10-2-17
Date



Dr. Jeetendra Kumar J.M.
Dean
Signatures of Dean/Principal
Rajajinagar, Bangalore-10


3.13. CONDUCT OF III MBBS EXAMINATION *(only for recognition under 11(2))*

- University which conducts Examination : Rajiv Gandhi University of Health Sciences, Bangalore
- No. of Candidates appeared in Examination : 80
- The III MBBS examination (Part-II) was conducted satisfactorily: Yes, inspection done on 18-01-2017
- Centre for written/practical examination : ESIC MC & PGIMSR, Rajajinagar, Bangalore - 10
- Was the standard sufficient for MBBS Examination as required by Regulations of the Medical Council of India? : Yes


Signatures of the Assessors

myphandke
10-2-17


10-2-17
Date


Dr. Jeetendra Kumar J.M
Dean
ESIC MC & PGIMSR
Rajajinagar, Bangalore-10
Signatures of Dean/Principal

3.14

Medical College-Staff Strength:
Name of College: ESIC medical college & PGIMSR, Bangalore
Number of students - PG Courses (Yes/No)
Calculation Sheet (Date:09-02-2017)

Department	Designation	Requirement as per MSR (UG)	Additional faculty required for running PG courses	Total (UG + PG)	Existing	Deficiency
Anatomy PG- NIL	Professor	01	0	01	02	NIL 01 excess Prof. is compensated for 01 Assoc. Prof
	Assoc. Prof.	01	0	01	--	
	Asstt.Prof.	01	0	01	02	
	Tutor	03	0	03	03	
Physiology PG- NIL	Professor	01	0	01	02	NIL 01 excess Prof. is compensated for 01 Assoc. Prof
	Assoc. Prof.	01	0	01	--	
	Asstt.Prof.	01	0	01	02	
	Tutor	03	0	03	03	
Biochemistry PG- 04	Professor	01	0	01	02	Nil
	Assoc. Prof.	01	0	01	01	
	Asstt.Prof.	01	0	01	02	
	Tutor	03	0	03	12	
Pharmacology PG- NIL	Professor	01	0	01	01	Nil
	Assoc. Prof.	01	0	01	01	
	Asstt.Prof.	01	0	01	02	
	Tutor	02	0	02	02	
Pathology PG- 04	Professor	01	0	01	03	NIL 01 excess Prof. is compensated for 01 Assoc. Prof
	Assoc. Prof.	02	01	03	02	
	Asstt.Prof.	03	01	04	04	
	Tutor	04	01	05	12	

S. Venkatesh
 Signatures of the Assessors


insphodk
 10-2-17

[Signature]
 Date 10-2-17

[Signature] Dr. Jyotiendra Kumar J.M
 Dean
 ESIC Medical College & PGIMSR
 Rajajinagar, Bangalore-10

Microbiology PG- 04	Professor	01	0	01	02	Nil
	Assoc. Prof.	01	0	01	01	
	Asstt.Prof.	01	0	01	03	
	Tutor	03	0	03	12	
Forensic Medicine PG- NIL	Professor	01	0	01	01	Nil
	Assoc. Prof.	00	0	00	00	
	Asstt.Prof.	01	0	01	01	
	Tutor	02	0	02	02	
Community Medicine PG- NIL	Professor	01	0	01	02	Nil
	Assoc. Prof.	02	0	02	01	
	Asstt.Prof.	02	0	02	04	
	Epidemio- Logist-Cum- Asstt.Prof.	01	0	01	01	
	Statistician- Cum- Asstt. Prof.	01	0	01	01	
	Tutor	03	0	03	03	
General Medicine PG- 06	Professor	01	0	01	03	NIL 02 excess Prof. is compensated for 02 Assoc. Prof
	Assoc. Prof.	03	0	03	01	
	Asstt.Prof.	04	01	05	07	
	Sr. Resident	04	01	05	06	
	Jr. Resident	08	0	08	18	
Paediatrics PG- 03	Professor	01	0	01	02	NIL 01 excess Prof. is compensated for 01 Assoc. Prof
	Assoc. Prof.	01	01	02	01	
	Asstt.Prof.	02	01	03	03	
	Sr. Resident	02	0	02	04	
	Jr. Resident	04	0	04	09	


 Signatures of the Assessors
 10/2/17 10-2-17


 Date 10.2.17

Dr. Jyotiendra Kumar J.M
 Dean
 ESIC MG & JGIMS
 Bangalore-10
 Signatures of Dean/Principal

Tuberculosis & Respiratory Diseases PG- NIL	Professor	01	0	01	00	1 Prof & 1 Asst. Prof deficiency
	Assoc. Prof.	00	0	00	00	
	Asstt.Prof.	01	0	01	00	
	Sr. Resident	01	0	01	02	
	Jr. Resident	02	0	02	02	
Dermatology, Venereology & Leprosy PG- NIL	Professor	00	0	00	01	NIL 01 excess Prof. is compensated for 01 Assoc. Prof
	Assoc. Prof.	01	0	01	0	
	Asstt.Prof.	01	0	01	02	
	Sr. Resident	01	0	01	01	
	Jr. Resident	02	0	02	02	
Psychiatry PG- NIL	Professor	00	0	00	01	NIL 01 excess Prof. is compensated for 01 Assoc. Prof
	Assoc. Prof.	01	0	01	0	
	Asstt.Prof.	01	0	01	01	
	Sr. Resident	01	0	01	01	
	Jr. Resident	02	0	02	02	
General Surgery PG- 06	Professor	01	0	01	04	NIL 03 excess Prof. is compensated for 03 Assoc. Prof
	Assoc. Prof.	03	0	03	00	
	Asstt.Prof.	04	01	05	07	
	Sr. Resident	04	01	05	05	
	Jr. Resident	08	0	08	17	
Orthopaedics PG- NIL	Professor	01	0	01	01	NIL 03 excess S.R is compensated for 03 J.R's
	Assoc. Prof.	01	0	01	01	
	Asstt.Prof.	02	0	02	04	
	Sr. Resident	02	0	02	05	
	Jr. Resident	04	0	04	01	
Oto-Rhino-Laryngology PG- NIL	Professor	01	0	01	01	Nil
	Assoc. Prof.	01	0	01	01	
	Asstt.Prof.	01	0	01	03	
	Sr. Resident	01	0	01	02	
	Jr. Resident	02	0	02	02	

Signature
Signatures of the Assessors

Signature
10/2/17

Signature
Date 10-2-17

Signature
Dr. Jeetendra Kumar J.M.
Dean
10/2/17
Signatures of Dean/Principal
Rajajinagar, Bangalore-10

Ophthalmology PG- NIL	Professor	01	0	01	00	01 Prof deficiency
	Assoc. Prof.	01	0	01	01	
	Asstt.Prof.	01	0	01	02	
	Sr. Resident	01	0	01	04	
	Jr. Resident	02	0	02	02	
Obstetrics & Gynaecology PG- 06	Professor	01	0	01	04	NIL 03 excess Prof. is compensated for 03 Assoc. Prof
	Assoc. Prof.	02	01	03	0	
	Asstt.Prof.	02	01	03	06	
	Sr. Resident	02	0	02	08	
	Jr. Resident	04	0	04	18	
Anaesthesiology PG- 04	Professor	01	0	01	03	NIL 02 excess Prof. is compensated for 02 Assoc. Prof
	Assoc. Prof.	02	01	03	01	
	Asstt.Prof.	04	01	05	07	
	Sr. Resident	03	01	04	05	
	Jr. Resident	04	0	04	09	
Radio-Diagnosis PG- NIL	Professor	01	0	01	0	1 Prof & 1 Assoc Prof deficiency
	Assoc. Prof.	01	01	02	01	
	Asstt.Prof.	01	1	02	02	
	Sr. Resident	02	0	02	04	
Dentistry PG- NIL	Professor	01	0	01	01	Nil
	Assoc. Prof.	01	0	01	01	
	Asstt.Prof.	01	0	01	01	
	Sr. Resident	01	0	01	01	


Suren Naleal
Signatures of the Assessors

Wspkathk
10-2-17

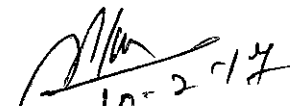
[Signature]
10-2-17
Date


[Signature]
Dr. Jeetendra Kumar J.M
Dean
MC & PGIMSR
Rajajinagar, Bangalore-10

Notes:
For purpose of working out the deficiency:
(1) The deficiency of teaching faculty and Resident Doctors shall be counted separately.
(A) For Teaching Faculty:
(a) For calculating the deficiency of faculty, Prof., Assoc Prof., Asst. Prof & Tutor in respective departments shall be counted together.
(b) Any excess teaching faculty in higher cadre can compensate the deficiency of lower cadre of the same department only.
(c) Any excess teaching faculty of lower cadre/ category in any department cannot compensate the deficiency of any teaching faculty in the higher cadre/ category of the same department or any other department. e.g. excess of Assistant Professor cannot compensate the deficiency of Associate Professor or Professor.
(d) Excess/Extra teaching faculty of any department cannot compensate the deficiency of any teaching faculty in any other department.
(B) For Resident Doctors:
(a) Excess of SR can be compensated to the deficiency of JR of the same department only.
(b) Excess SR/JR of any department cannot compensate the deficiency of SR/JR in any other department.
(c) Any excess of JR cannot compensate the deficiency of SR in same or any other department.
(d) Any excess/ extra teaching faculty of same or any other department cannot compensate the deficiency of SR/JR. e.g. excess of Assistant Professor cannot compensate the deficiency of SR or JR.
(2) A separate department of Dentistry/Dental faculty is not required where a dental college is available in same campus/ city and run by the same management.
(3) Colleges running PG program require additional staff, beds & other requirements as per the PG Regulations - 2000.


Signatures of the Assessors

Wsp/Handwritten
10-12-17


Date 10-2-17


Dr. Jeetendra Kumar J.M
Dean
ESIC PGIMS
Rajajinagar, Bangalore-10


3.15 Details of Faculty/Residents not counted/accepted.

(Only faculty/residents who signed attendance sheet before 11:00 am on the first day of assessment should be verified. (In case of Junior Residents/Senior Residents on night duty, 12:00 noon.) No verification of Declaration forms should be done for the faculty/residents coming after 11:00 am of the first day of assessment)

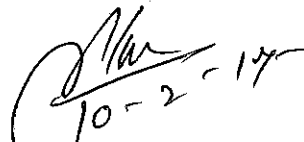
Sr. No	Name	Designation	Department	Remarks/Reasons for Not Considering
1.	Dr. Purushothaman.R	Assoc. Prof	Gen. Surgery	The faculty has already appeared to MCI in the month of December 2016 at ESIC Medical College, Coimbatore so not accepted
2.	Dr. Sandhya.R	Professor	Ophthalmology	The faculty has already appeared to MCI in the month of August -2016 Siddhartha Medical College, Tumkur, Karnataka
3.	Dr. Sangeeth Kumar	Assistant Professor	Pulmonary Medicine	Not present on the day of Assessment


3.16 1) Deficiency of Teaching Faculty:- 4.16 % out of 120

2) Deficiency of Resident doctors:- NIL


Signatures of the Assessors

Asst. Prof
10-2-17


Date
10-2-17


Dr. Jeetendra Kumar J.M.
Dean
ESIC Medical College & PGIMS
Rajahmundry, Andhra Pradesh
10/2/17

Summary of Assessment

1. ESIC Medical College & Post Graduate Institute of Medical Science & Research, Rajajinagar, Bengaluru is run by Government
2. The college has got LOP from GOI/MCI with intake of 100 seats for last academic year 2016-17.
3. Type of assessment: Recognition No. of seats: 100 seats
4. PG courses : Yes
5. Deficiency of the infrastructure of college and hospital If any: Pl. mention category wise; NIL
6. Deficiency of clinical material If any: Pl mention category wise; NIL
7. Deficiency of teaching staff if any:
Shortage of teaching faculty is 4.16% (05 out of 120)
8. Deficiency of resident doctors if any: NIL
Shortage of resident doctors is 0% (0 out of 67)
9. Any other Remarks
 - 1. There are 9 operating theatres working at present. The main operation theater is having 3 separate OT rooms with a single common entrance.
 - 2. The new additional Modular OT complex with another 8 Operating rooms is under the process of occupation
 - 3. The Blood Bank license is valid till 31 December 2016, however a letter of permission is given by the KARNATAKA state Drug Controller ,to continue till 31-12-2021
 - 4. The staff quarters is located within 3 KM from the main campus
 - 5. Nursing staff quarters located within 4 km from the hospital campus

[Signature]
10/12/2017

Signatures of the Assessors

DR. G. N. PRAKASH

[Signature]
10-12-17

Date

[Signature]
10-2-17

[Signature]
10-2-17

[Signature]
Dr. Jeetendra Kumar J.M
Dean
ESIC MC & PGIMSR
Signatures of Dean/Principal
Rajajinagar, Bangalore-10



MEDICAL COUNCIL OF INDIA

STANDARD INSPECTION FORM

FOR M - C

On the

Final M.B.B.S. Examination of **Rajiv Gandhi University of Health Sciences**

In the subject of



PHASE III PART II (General Medicine)

held at

ESIC Medical College & PGIMSR

Place: **41ST CROSS ROAD, RAJAJINAGAR, BENGALURU, KARNATAKA
560010**

- 1. Date of Inspection : 18.01.2017
- 2. Names of Inspectors : Dr. RAVEENDRAN. M , Dr. RAJAN PATEL
- 3. Date of last Inspection/Visitation : 5th April 2016
- 4. Name of last inspectors/Visitors : Dr. Arnab Sengupta, Dr. Mandal, Dr. Usha rani

Defects pointed out in the last inspection/visitation if any	Remarks by the University
<p style="text-align: center;">—</p>	<p style="text-align: center;">—</p> <p style="text-align: right;">  18/1/17 </p> <p style="text-align: right;">  18/1/17 </p>

DR. RAVEENDRAN, M.D.,
 Reg. No. 45738,
 Chief Civil Surgeon & A.M.A.
 Professor Of Medicine
 Calcutta Medical College & Hospital
 CALCUTTA - 700 048.

A. Scheme of Examination (ANEXXURE - I)

- Theory Marks**
General Medicine Paper I-100 marks
General Medicine Paper II - 100 marks

- Clinical/practical -
One Long case - 80 marks
Two short cases - 40 marks each

- Viva voice - 40 marks

Minimum marks for passing the Exam.
50 %

B. Theory

Copy enclosed (ANNEXURE II)

1. Theory paper Subject Time for the paper (1 copy of each of the papers may be attached).

Paper I - General Medicine 1(3 HOURS)
Paper II - General Medicine 2 (3 HOURS)
)

2. Dates on which conducted :

Subject	Paper I	Paper II
Medicine	14/12/2016	16/12/2016

3. Where conducted : **EXAMINATION HALL, ESIC PGIMSR & MC, BENGALURU**

4. Invigilation arrangements : **14/12/2016 & 16/12/2016**

5. No. of candidates appeared : **80**

6. Papers setters : **Theory Papers supplied by RGUHS.**

Name & qualification	Designation	Experience as Examiner
Names not known as papers are supplied by university.		

[Signature]
18-1-19

[Signature]
18/1/19
Dr. M. RAJESH KARAN, M.D.,
Reg. No. 34733,
Chief Civil Surgeon & A.P.A.
Professor of Medicine
Coimbatore Medical College & Hospital
COIMBATORE - 641 018.

Remarks by the Inspectors/Visitors regarding

a) Nature of the questions.

Satisfactory and adequate

b) Do they cover the whole field of prescribed curriculum

Yes,

c) What is the standard displayed in the answers.

Good

d) What is the nature of assessment.

Good

e) What is the minimum percentage necessary for passing the theory examination

50%

f) What percentage of marks obtained at periodical examinations conducted during

20 % (internal assessment)

the course is carried forwarded to the final examination.

g) Method of assessment of examination conducted During the course of study to be clearly stated.

Model examination of theory and practical s conducted in university examination pattern

h) How has it influenced the result at the final examination

Theory- 3 prelim (3) clinical posting (3).

Students were examined thrice for theory and practical before university examination. 20% internal assessment marks were awarded to total marks

II. Practical/clinical

How is the practical examination conducted give details.

MAM
18/11/20

DR. M. RAVI SHANKAR, M.D.,
Reg. No. 43734,
Chief Civil Surgeon & A.M.A.,
Professor of Medicine
Gandhinagar Medical College & Hospital
Gandhinagar, Bangalore - 560 075.

Clinical

Clinical examination consists of one long case(history taking, clinical examination, diagnosis, investigation and management) carrying 80 marks and two short cases(different systems other than long cases given - two in number) of 40 marks each. Max marks - 160 marks

Viva voce:Consists of oral questions on all aspects of syllabus and also interpretations of X-ray, ECG, prescriptions, etc., specimens, and instruments. 40 marks. Each student was assessed by two theory vivas each of 20 marks from 2 set of examiners - one external and one external of each group.

Does the practical cover the different branches of the subject?

Yes

a) Time allotted for section.

45 minutes for long case.

20 minutes for each short case.

10-12 minutes for two viva.

b) Examiners

General Medicine

	Names & qualification	Designation	Experience as examiner
Internal			
1.	Dr. Satyanarayana. N MBBS, MD	Professor & HOD	12 Years
2.	Dr. Jeetendra Kumar MBBS MD	Professor	12 Years
External			
1.	Dr.B.Prahlad	Professor & HOD	16 Years
2.	Dr.Ravi A	Associate Professor	02 Years

Dr. W. S.

MW
18/12

DR. W. S. SATYANARAYANA, M.D.,
Reg. No. 43728,
Joint Civil Surgeon & A.M.A.
Professor of Medicine
Gandhinagar Medical College & Hospital
BANGALORE - 560009.

Mode & conduct of practical.

1. Long case – (45 minutes) – one case
2. Short case – (20 minutes)- two cases
3. Viva voce – 10-12 minutes

Is it in batches or otherwise. - **Batches (ANEXURE – III)**

Are there other centers where the

Examination is conducted by the same University?

Yes

If so, where?

All the other medical colleges in Karnataka coming under RGUHS

i) Do the same examiners conduct the examination in other centers too?

No

ii) If not what steps are taken to ensure uniformity of standard.

Examiners from other colleges with same experience will go as experts and professors from this institute will go as examiners.

d) Date of Examination

16th, 17th & 18th January 2017

e) Date and time when the examination was inspected.

18.01.2017

f) Are the invigilation arrangements satisfactory?


Yes, as per RGUHS norms

g) No. of candidates appeared: **80**

27 on first day, 27 on second day and 26 on last day

h) Number & type of questions (a copy of the question paper attached)

Average of 7 to 15 questions from relevant topics were asked to each clinical case



M. M. 18/12

DR. M. S. ANTONY DERAN, M.D.,
Reg. No. 43753,
Chief Civil Surgeon & A.P.A.
Professor Of Medicine
Chandrasekhar Medical College & Hospital
Chandrasekhar Medical College & Hospital
Chandrasekhar Medical College & Hospital

i) What is the minimum percentage of required for passing.

50 % in aggregate with minimum 50% in university conducted theory(paper I and paper II individually) and practical exams individually.

Clinical

1. Date of Examination.

16th ,17th ,18th of January 2017

2. Date & time when the examination was inspected.

18TH January, 2017

3. Are the invigilation arrangements satisfactory?

Yes

4. No. of candidates appeared : **80**

26 Students today

5. Long cases : **one long case**

6. Type of cases given (list may be attached)

List of cases attached - (Annexure-4)

7. Time allotted for study of the case.

45 minutes for long case

8. Nature of Discussion of case by the candidate

adequate

9. Time of discussion

10-15 Minutes.


(Self explanation by candidates).

10. Was the discussion fair, searching and sufficient practical?

Yes

Short Cases

1. Type of cases given (List may be attached).

7




DR. H. HAVANTHAPPA, M.D.,
Reg. No. 43782
Chief Civil Surgeon & A.P.A.
Faculty Of Medicine
Columbia Medical College & Hospital
BANGALORE - 560027

List of cases attached - (Annexure -05)

2. How many cases were given to each candidate? **Two short Cases**
3. How long did examination in short cases last for each Candidate?

5-10 Minutes for each short cases

4. Standard displayed by the candidates in general in the clinical part of the examination.

Good

5. How was the assessment done?

Good

6. Was it done jointly by more than one Examiner?

Yes . By two examiners . one internal and one external examiner.

7. How many marks are allotted for clinical examination?

Total 160 marks = 80 marks for one long case, 40 marks for each short case**Viva voce- 40 marks**

8. What is the minimum percentage for passing the clinical part?

50 % in aggregate with 50% in internal assessment and university conducted practical individually.

9. Are marks obtained in any other part of the examination added on to that obtained in the clinical examination?

Internal Assessment marks are added.

Subject	Clinical	IA Clinical
Medicine	160	50

10. Are marks given for clinical works done in the wards added on to the marks obtained in the clinical examination?

Yes. 20 % of internal assessment were added to total.

11. If so, to what extent?

	Theory	Clinical	Total
Internal	50	50	100



M. Praveen Reddy
 18/12
M. Praveen Reddy, M.D.,
 Reg. No. 43720,
 Chief Civil Surgeon & A.S.S.I.,
 Professor of Medicine
 Andhra Pradesh Medical College & Hospital
 Rajamahendravaram, Andhra Pradesh.

assessment				
------------	--	--	--	--

12. How has it influenced the result at the final examination?
(Method of assessment of clinical work in the wards may be clearly stated).

50 marks each from internal assessment of theory and practical were added to final examination marks.

VIVA-VOICE

1. What did it consist of
(Give extent of coverage of subject)

Consists of oral questions on all aspects of syllabus and also interpretations of

- 1. ECG, X-ray AND DRUGS
2. Charts, Specimens and Instruments.**

2. How was it conducted?

Post lunch session by two examiners (one internal and one external)

3. What was the standard?
Good

4. What was the nature of assessment?
Good

5. Was it done jointly by more than one examiner?
Yes. (one internal and one external)

6. How are the marks obtained in different parts of the examination grouped?

		Theory	Clinical	Total
Internal assessment		50	50	100
University examination	Paper I	100	160	400
	Paper II	100	40	
		250	250	500

7. What is the minimum for passing in each and in the grand total?

[Handwritten signature]

[Handwritten signature]
 MCI-12(c)
 Reg. No. 43733,
 Surgeon & A.M.A.
 District of Columbia
 State of Maryland

Candidates has to pass with minimum 50%marks in Internal assessment (theory and Practical individually) and in University examination (theory and Practical individually)

8. Results for the last three years.

Not applicable as first batch of students in undergoing exam in 2016-17

9. No. of students appeared? **NA**

10.No. of students passed? **NA**

11. Other remarks if any. **NIL**

Conclusions :

Was the examination conducted satisfactorily?

YES


Was the standard sufficient for the M.B.B.S. examination as required by Regulations of the Medical Council of India?

YES

The examination inspection was conducted at **ESIC MC & PGIMSR**, Rajajinagar, Bangalore, Karnataka under RGUHS on 18-01-2017. The theory question papers for **GENERAL MEDICINE** department was as per mci norms covering the entire subject. The method of practical exam conforms with mci norms and university norms. The examiners (biodata enclosed) both internal and external were well qualified and as per mci norms. Number of cases kept in examination were adequate and all variety of cases were kept in adequate number. Overall standard of examination. Conduct of examination were satisfactory.

Date : 18.1.17

Place : Bangalore

 18/1/17
Signature
 (Inspectors/Visitors)

Dr. M. S. SUNDARAN, M.D.,
 Reg. No. 41739,
 Chief Civil Surgeon & A.E.S.A.,
 Professor Of Medicine
 Medical College & Hospital
 Bangalore - 560 018.



MEDICAL COUNCIL OF INDIA

STANDARD INSPECTION FORM

FORM - C

On the

Final M.B.B.S. Examination of **Rajiv Gandhi University of Health Sciences**

In the subject of

PHASE III PART II (General Surgery)

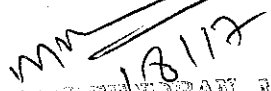
held at

ESIC Medical College & PGIMSR

Place: **41ST CROSS ROAD, RAJAJINAGAR, BENGALURU, KARNATAKA
560010**

1. Date of Inspection : 18-01-17
 2. Names of Inspectors : Dr. Raveendran M, Dr. Rajan Patel
 3. Date of last Inspection/Visitation : 5th April 2016
 4. Name of last inspectors/Visitors : Dr. Arnab Sengupta, Dr. Mandal, Dr. Usha rani

Defects pointed out in the last inspection/visitation if any	Remarks by the University
Nil	Nil


 DR. M. RAVEENDRAN, M.D.,
 Reg. No. 45729,
 Chief Civil Surgeon & A.P.A.
 Professor Of Medicine
 Coimbatore Medical College & Hospital
 COIMBATORE - 641 007


 18/1/17

A. Scheme of Examination (ANEXXURE - I)

1. Theory Marks (Total 200 marks)

General Surgery Paper I-100 marks (including 50 marks for orthopedics)

General Surgery Paper II - 100 marks

2. Clinical/practical - (Total 200 marks)

One Long case - 60 marks (surgery)

Two short cases - 30 * 2 marks (surgery)

Two short cases - 20 * 2 marks (orthopedics)

Viva voice - 40 marks (30 for surgery and 10 for orthopedics)

Minimum marks for passing the Exam. 50 %

B. Theory

Copy enclosed (ANNEXURE II)

1. Theory paper Subject Time for the paper (1 copy of each of the papers may be attached).

- 1. Gen. Surgery Paper I 3hours (includes orthopedics)
- 2. Gen. Surgery Paper II 3hours

2. Dates on which conducted :

Subject	Paper I	Paper II
Surgery	19/12/2016	21/12/2016

3. Where conducted : **Examination hall, ESIC PGIMSR & MC BENGALURU**

4. Invigilation arrangements : **19-12-2016 ; 21-12-2016**

5. No. of candidates appeared : **80**

6. Papers setters : **Theory papers are set by examiners from out of the state as per RGUHS norms. The names are not possible as paper supplied by RGUHS.**

Name & qualification	Designation	Experience as Examiner
Not known as papers were supplied by the university		

M. S. ... M.D., M.Ch.
 3
 Child and Adolescent Medicine
 Professor of Medicine
 Institute of Postgraduate Medical Education & Research
 Annamalai University, Madurai

[Signature]
 18/12/17

--	--	--

Remarks by the Inspectors/Visitors regarding

- a) Nature of the questions: **Satisfactory and adequate**
- b) Do they cover the whole field of prescribed curriculum **Yes**
- c) What is the standard displayed in the answers. **Theory examination papers are evaluated as per RGUHS guidelines by other examiners.**
- d) What is the nature of assessment: **Theory examination papers are evaluated as per RGUHS guidelines by other examiners.**
- e) What is the minimum percentage necessary for passing the theory examination **50 %**
- f) What percentage of marks obtained at periodical examinations conducted during course is carried forwarded to the final examination. **20 %(internal assessment)**
- g) Method of assessment of examination conducted During the course of study to be clearly stated.
- Model examination of theory and practical conducted in examination pattern.**
- 3 Theory and 3 Clinical ward ending examination. Separate prelims examination**
- 20% marks internal assessment awarded to the total marks.**
- h) How has it influenced the result at the final examination: **Good**

II. Practical/clinical

How is the practical examination conducted give details.

Each of the student was assessed by the following.

Clinical examination consists of one long case (history taking , clinical examination, diagnosis, investigation and management) carrying 60 marks and two short cases of 30 marks each (history taking , clinical examination, diagnosis, investigation and management). Max marks - 120 marks

M. V. R. S. R.
 18/11/17
 Director, RGUHS
 Professor of Medicine
 Medical College, Hyderabad

18/11/17

Viva voce - Total - 30 marks

Each student was assessed by 4 examiners sitting in a separate station. Station consists of X-ray (7 marks), operative surgery (8 marks), specimens (7 marks), and instruments (8 marks).

Does the practical cover the different branches of the subject?

Yes

a) Time allotted for section.

40 minutes for long case

20 minutes for each short case

b) Examiners

General Medicine

	Names & qualification	Designation	Experience as examiner
Internal			
1.	Dr. Shridhar M, MBBS, MS	Professor and HOD	15 years
2.	Dr. Lakkanna MBBS, MS	Professor	18 years
External			
1.	Dr. Vivekananda Subramaniannathan MBBS, MS	Professor	12 years
2.	Dr M Ramesh MBBS, MS	Associate Professor	15 years

Mode & conduct of practical. **In the form of long case, short case and viva as per the norms of RGUHS**

Is it in batches or otherwise. - **Batches (ANEXURE - III)**

RGUHS has divided 80 students into 3 batches, containing 27 students, 27 students & 26 students per day for 3 days

MW
18/12
5
RGUHS
Medical College & Hospital
Chennai - 600 075

@
18/12/17

- c) Are there other centers where the Examination is conducted by the same University?

Yes

If so, where?

All the other medical colleges in Karnataka coming under RGUHS

- i) Do the same examiners conduct the examination in other centers too?

No

- ii) If not what steps are taken to ensure uniformity of standard.

Examination pattern is fixed by University with one long and two short cases and viva voice. The duration of examination as per RGUHS norms. Examiners from other colleges with similar experience will go as experts and professors from this institute will also go as examiners.

- d) Date of Examination

16th , 17th& 18th January 2017

- e) Date and time when the examination was inspected. **18th January 2017**

- f) Are the invigilation arrangements satisfactory?

Yes, as per RGUHS norms

- g) No. of candidates appeared : **80 (27, 26 and 27 respectively)**

- h) Number & type of questions (a copy of the question paper attached)


Average of 7 - 15 questions from relevant topics were asked for each student in each clinical case.

- i) What is the minimum percentage of required for passing.

50 % in aggregate with minimum 50% in university conducted theory(paper I and paper II individually) and practical exams individually.

Clinical

MW
18/1/17
Chief Officer, RGUHS, KJ
Professor of Medicine
Professor of Pediatrics
Professor of Obstetrics & Gynaecology
Professor of Radiology


18-1-17

1. Date of Examination.

16th, 17th, 18th of January 2017

2. Date & time when the examination was inspected. **18th of January 2017**

3. Are the invigilation arrangements satisfactory?

Yes

4. No. of candidates appeared : **80**

5. Long cases : **1**

6. Type of cases given (list may be attached): **(Annexure attached)**

7. Time allotted for study of the case.

40 minutes for long case

20 minutes for each short case

8. Nature of Discussion of case by the candidate

Satisfactory & in conformation with required standards

9. Time of discussion

8 - 10 Minutes

10. Was the discussion fair, searching and sufficient practical?

Yes

Short Cases

1. Type of cases given (List may be attached).

List of cases (Annexure attached)

2. How many cases were given to each candidate?

Two short Cases (surgery), Two short Cases (orthopedics)

MW
18/1/17
DR. B. V. SURESHCHANDRAN, M.B.B.S.
Reg. No. 4738,
Chief Civil Surgeon & J.C.S.A.
Professor of Medicine
Sri. Chetore Medical College & Hospital
MUMBAI

Beer
18-1-17

3. How long did examination in short cases last for each Candidate?

5 - 10 Minutes for each short cases

4. Standard displayed by the candidates in general in the clinical part of the examination.

Good

5. How was the assessment done?

Good

6. Was it done jointly by more than one Examiner?

Yes, by 2 examiners (internal and external)

7. How many marks are allotted for clinical examination?

Total 200 marks = 150 marks for surgery and 50 marks for orthopedics.

8. What is the minimum percentage for passing the clinical part?

50 % in aggregate with 50% in internal assessment and university conducted practical individually.

9. Are marks obtained in any other part of the examination added on to that obtained in the clinical examination?

Internal Assessment marks are added.

10. Are marks given for clinical works done in the wards added on to the marks obtained in the clinical examination?

Yes, 20% of internal assessment was added to the total.

11. If so, to what extent?

50 marks (38 marks for surgery and 12 marks for orthopedics both in clinicals and theory)

12. How has it influenced the result at the final examination?

M. N. T. B. I. I. I.
8
CHIEF CLERK, MCI-12(c)
Professor of Medicine
University of Medicine & Health Sciences
Baltimore, Maryland

Allen
18-1-17

(Method of assessment of clinical work in the wards may be clearly stated).

50 marks (38 marks for surgery and 12 marks for orthopedics both in clinicals and theory)

VIVA-VOICE

1. What did it consist of
(Give extent of coverage of subject)

Consists of oral questions on all aspects of syllabus and also interpretations of X-ray, operative surgery, Specimens and Instruments.

2. How was it conducted?

Viva voice is conducted by 4 examiners (2 internals and 2 externals) in post lunch session with 4 stations containing, X-ray(7 marks), operative surgery(8marks), Specimens(7 marks), and Instruments(8 marks). Total of 30 marks for surgery. Orthopedics (10 marks).

3. What was the standard? **Good**
4. What was the nature of assessment? **Good.**
5. Was it done jointly by more than one examiner?

Yes, one internal and external.

6. How are the marks obtained in different parts of the examination grouped?

		Theory	Clinical	Total
Internal assessment		50	50	100
University examination	Paper I	100	200	300
	Paper II	100		
		200	200	400

7. What is the minimum for passing in each and in the grand total?

Candidates has to pass with minimum 50%marks in Internal assessment (theory and Practical individually) and in University examination (theory and Practical individually)

8. Results for the last three years.

MW
18/12
9
MCI-12(c)

18-1-17

***Not applicable as this is the first out going batch.**

9. No. of students appeared? **Not applicable**

10.No. of students passed? **Not applicable**

11.Other remarks if any. **Nil**

Conclusions :

Was the examination conducted satisfactorily?

YES

Was the standard sufficient for the M.B.B.S. examination as required by Regulations of the Medical Council of India?

YES

Date : **18 - 01- 2017**

Place : **Bangalore**

Signature
(Inspectors/Visitors)

M. B. B. S. DEPARTMENT, M.C.D.
Reg. No. 2017
Professor - Dr. [Name]
Mandya Medical College & Hospital
Mandya - 581127



MEDICAL COUNCIL OF INDIA

STANDARD INSPECTION FORM

FORM - C

On the

Final M.B.B.S. Examination of **Rajiv Gandhi University of Health Sciences**

In the subject of

PHASE III PART II (Obstetrics & Gynecology)



held at

ESIC Medical College & PGIMS

Place: **41ST CROSS ROAD, RAJAJINAGAR, BENGALURU, KARNATAKA
560010**

- 1. Date of Inspection :18.01.17
- 2. Names of Inspectors :Dr. Raveendra M
Dr. Rajan patel
- 3. Date of last Inspection/Visitation :5th April 2016
- 4. Name of last inspectors/Visitors :Dr. Arnab Sengupta, Dr. Mandal, Dr. Usha rani

Defects pointed out in the last inspection/visitation if any	Remarks by the University
Nil	Nil


 18/1/17

 18/1/17
 DR. RAVEENDRA M, M.D.,
 Reg. No. 4729,
 Chief Civil Engineer, I.C.S.,
 Professor of Civil Engineering,
 Calcutta Medical College & Hospital
 (MCI-12(c)) - 2017

A. Scheme of Examination (ANEXXURE - I)

1. **Theory Marks**
Obstetrics Paper I-100 marks
Gynecology Paper II - 100 marks
2. Clinical/practical -
One Long case(Obst) - 80 marks
One long case(Gyne) - 80 marks
3. Viva voice -**40 marks**

Minimum marks for passing the Exam.
50 %

B. Theory (ANNEXURE IIA & IIB)

1. Theory paper Subject Time for the paper (1 copy of each of the papers may be attached).

- No.1 Paper I - Obstetrics(including social obstetrics) - 3 hrs**
No.2 Paper II - Gynecology (Family planning & demography) -3 hrs
(shall contain one question on basic sciences & allied subjects)

2. Dates on which conducted :

Subject	Paper I	Paper II
Obstetrics & Gynecology	23/12/2016	26/12/2016

3. Where conducted : **Examination hall, ESIC MC & PGIMSR**
4. Invigilation arrangements : **23-12-16 & 26-12-16**
5. No. of candidates appeared : **80**
6. Papers setters : **Theory paper supplied by rajiv Gandhi university of health sciences Bangalore.**

Name & qualification	Designation	Experience as Examiner
Not known as papers were supplied by university.		

(Signature)
 18-12-16
(Signature)
 18/12/16

RAJIV GANDHI UNIVERSITY OF HEALTH SCIENCES
 Bangalore
 Faculty of Health Sciences
 Department of Obstetrics & Gynecology
 PGIMER, Chandigarh

Remarks by the Inspectors/Visitors regarding

- a) Nature of the questions. **Satisfactory and adequate**
- b) Do they cover the whole field of prescribed curriculum - **yes**
- c) What is the standard displayed in the answers – **Not assessed(answer sheets not possible to check) – as per RGUHS Norms.**
- d) What is the nature of assessment. - **Good**
- e) What is the minimum percentage necessary for passing the theory examination - **50%**
- f) What percentage of marks obtained at periodical examinations conducted during the course is carried forwarded to the final examination. **20% (internal assessment marks)**
- g) Method of assessment of examination conducted During the course of study to be clearly stated.

Model examination of theory and practical conducted in examination pattern.

- h) How has it influenced the result at the final examination

Theory Prelim III

Clinical posting III

Students were examined thrice for theory and practical before the university examination. 20% internal assessment marks awarded were added to total marks (Total marks :50 theory & 50 clinical).

II. Practical/clinical

How is the practical examination conducted give details.

- Each of the student was assessed by the following

Clinical

Clinical examination consists of : (students were given 45 minutes for each case)

one obstetric long case carrying 80 marks (Complete history taking, clinical findings, diagnosis, investigations and management).

Handwritten signatures and dates:
 [Signature] 18-1-17
 M M 13/12

Stamp:
 ... M.D.
 ...
 ...
 ...
 ...

one gynecology long case of 80 marks . (Complete history taking, clinical findings, diagnosis, investigations and management).

Viva voce - 40 marks

Consists of oral questions on all aspects of syllabus - 4 stations
Station 1- Dummy & Pelvis, Station 2- Obstetric Instruments, Specimens, Station 3- Gynaecology instruments and specimens Station 4 - X-ray, NST, Family planning, USG , record of delivery cases.

Every student was assessed by 4 theory vivas each of 10 marks from 4 examiners.

Does the practical cover the different branches of the subject?

Yes

- a) Time allotted for section - **45 minutes for each long case of obstetrics & gynecology**
b) Examiners (**Annexure 3**)

Obstetrics & Gynecology

	Names & qualification	Designation	Experience as examiner
Internal			
1.	Dr.Renuka Ramaiah MBBS, MD	Professor & HOD	20 years
2.	Dr. Sujata Prabhu MBBS, MD	Professor	20 years
External			
1.	Dr. Jayashree MBBS, MD	Professor	20 years
2.	Dr. Madhu bindu MBBS, MD	Professor	15 years

Mode & conduct of practical - 1. Obstetric long case- 45 min

2. Gynaecology long case - 45 min.

3. Viva-voce - 5 min for each station.

Is it in batches or otherwise. - **Yes in Batches (Schedule attached).**

[Handwritten signature]
8-1-17

[Handwritten signature]
18/1/17
DR. K. VENKATESH DEAN, M.D.
Reg. No. 43789,
Chief Officer, Obstetrics & Gynaecology,
Practicals of Medicine
Sri Siddaganga Medical College & Hospital,
Bijapur - 586 002

Are there other centers where the Examination is conducted by the same University? - **Yes**

If so, where? - **All the other medical colleges in Karnataka coming under RGUHS**

- i) Do the same examiners conduct the examination in other centers too? - **No**
- ii) If not what steps are taken to ensure uniformity of standard.

Examiners from other colleges with same experience will go as experts and professors from this institute will go to other colleges.

- d) Date of Examination - **16/01/2017, 17/01/2017 & 18/01/2017.**
- e) Date and time when the examination was inspected. **18/01/2017.**
- f) Are the invigilation arrangements satisfactory? - **Yes**
- g) No. of candidates appeared : **26 on 16/01/2017, 27 on 17/01/2017 & 27 on 18/01/2017 (total 80)**
- h) Number & type of questions (**Annexure 4**)
A copy of question paper attached. Average of 7-15 questions from relevant topic were asked from each student in each clinical case.
- i) What is the minimum percentage of required for passing. - **50%**

Clinical

1. Date of Examination.- **16/01/2017, 17/01/2017 & 18/01/2017.**
2. Date & time when the examination was inspected- **18/01/2017 at 9 am.**
3. Are the invigilation arrangements satisfactory? - **Yes**
4. No. of candidates appeared : **26 on 16/01/2017, 27 on 17/01/2017 & 27 on 18/01/2017 (total 80)**
5. Long cases : 2 long cases
6. Type of cases given - List enclosed (**Annexure -5**)
7. Time allotted for study of the case.

[Handwritten signature]
18/1

[Handwritten signature]
18/1/17

CHIEF EXAMINER, MCI
 CHIEF EXAMINER, MCI
 Professor of Medicine
 Government Medical College & Hospital
 Bangalore

45 min for each long case

8. Nature of Discussion of case by the candidate - **Adequate**

9. Time of discussion

**10-15 Minutes for each case (self explanation by candidate)
& 20min for viva-voce**

10. Was the discussion fair, searching and sufficient practical? - **Yes**

Short Cases


1. Type of cases given (List may be attached) - **All cases were long cases.**
2. How many cases were given to each candidate? **NA**
3. How long did examination in short cases last for each Candidate?


NA

4. Standard displayed by the candidates in general in the clinical part of the examination. - **Good**
5. How was the assessment done? - **Good**
6. Was it done jointly by more than one Examiner? - **Yes by two examiners (2 internal & 2 external examiners)**
7. How many marks are allotted for clinical examination? - **2 external examiners (40+40), 2 internal examiners (40+40), 4 examiners for viva (10 marks each).**
8. What is the minimum percentage for passing the clinical part?
50%
9. Are marks obtained in any other part of the examination added on to that obtained in the clinical examination?

50 Internal Assessment marks are added.

10. Are marks given for clinical works done in the wards added on to the marks obtained in the clinical examination? - **Yes 20% of internal assessment marks were added in total marks.**

7 
18/11


18/11
DR. RAJESH K. RAO, M.D.,
Reg. No. 12345,
Chief Civil Surgeon & J.S.A.
Professor of Medicine
Coimbatore Medical College & Hospital
COIMBATORE - 641 011

11.If so, to what extent? – (Annexure – 6)

		Theory	Clinical	Total
Internal assessment		50	50	100

12.How has it influenced the result at the final examination?
(Method of assessment of clinical work in the wards may be clearly stated).–
Good

VIVA-VOICE

- What did it consist of
(Give extent of coverage of subject)
Consists of oral questions on all aspects of syllabus – 4 stations
Station 1- Dummy & Pelvis, Station 2- Obstetric Instruments, Specimens, Station 3- Gynaecology instruments and specimens Station 4 - X-ray, NST, Family planning, USG , record of delivery cases.
Every student was assessed by 4 theory vivas each of 10 marks from 4 examiners.
- How was it conducted? – **Post lunch session by 4 examiners in 4 separate stations.**
- What was the standard? - **Good**
- What was the nature of assessment? - **Good**
- Was it done jointly by more than one examiner? - **Yes**
- How are the marks obtained in different parts of the examination grouped?

		Theory	Clinical	Total
Internal assessment		50	50	100
University examination	Paper I	100	160	400
	Paper II	100	40	
		250	250	500

- What is the minimum for passing in each and in the grand total?
50%
- Results for the last three years. – **Not applicable as first batch of students are undergoing examination in 2016-17.**

[Handwritten signature]
RTI

[Handwritten signature]
08/10
MCI-12(c)
Reg. No. 43789
Chief Civil Surgeon
Professor of Medicine
Mintabare Medical College
DUBLAYORE - 6

9. No. of students appeared? **NA**

10.No. of students passed?**NA**

11. Other remarks if any.**Nil**

Conclusions :

Was the examination conducted satisfactorily? –

YES

Was the standard sufficient for the M.B.B.S. examination as required by Regulations of the Medical Council of India?


YES

The examination inspection was conducted at ESIC – MC& PGIMSR, Rajajinagar, Bangalore under Rajiv Gandhi university of health sciences, Bangalore on 18/01/2017. The theory question papers for **OBSTETRICS AND GYNAECOLOGY DEPARTMENT**. was as per MCI norms covering the entire subject. The method of practical examination conforms with MCI norms and university norms. The examiners (Biodata enclosed) both internal and external, were well qualified and were as per MCI norms. The number of cases kept in the examination were adequate and all varieties of cases were kept in the examination in adequate numbers. Overall the standard of examination, the conduct of examination, were satisfactory.

Date : **18/01/17**

Place : **Bangalore**

Signature
(Inspectors/Visitors)


18/1/17

ARJUN NAVINENDRAN, M.D.,
Reg. No. 50729
Senior Civil Surgeon & A.S. M.A.
Promoted to Specialist
Cantabara Health Care Hospital
Bangalore