

Confidential

MEDICAL COUNCIL OF INDIA
ASSESSMENT FORM FOR 150 ADMISSIONS REPORT
(INCREASE IN ADMISSION CAPACITY FROM 100 TO 150)

Part A-I (2017-18)
 (to be filled by the Institution)

1.1 Type of Assessment

~~U/S 10A Regular: Letter of Permission (—), 1st renewal (—), 2nd renewal (—), 3rd renewal (—), 4th renewal (—)~~

U/S 11 -Regular: Recognition (✓),

~~U/S 19 Continuation of Recognition Regular (—)~~

Any Other:

Note:

1. All rows/columns must be filled.
2. 'Not Applicable' should be clearly written wherever a required information is not relevant.
3. All pages of the A-I are to be signed by Dean/Principal/Director.


Name of the Institution : Pandit Deendayal Upadhyay (Govt.) Medical College, Rajkot

Address : Jamnagar Road, Rajkot.

Telephone No. : 0281 2458323

Date: 16-03-2017


Signature with stamp Dean/Principal/Director


 Dean,
 P. D. U. Medical College,
 RAJKOT.

E-mail : deanrajkot@yahoo.co.in
Fax : 0281 2458340
Website : www.pdumcrajkot.org
Management : Government
Regn. no. of Society/Trust/Company: : Not Applicable
Consent/Affiliation from University : No. Affi. / 2 / 2295 / 2012 Date: 27-01-2012
Period of Validity : ----
No. of seats as per Essentiality Certificate
(Information not required for renewal/
recognition inspection) : Not Applicable
Assessment Date : 16th & 17th March 2017
Last Assessment Date : 25th Feb 2016 (4th Renewal for Increase in seat from 100-150)
21st & 22nd July 2016 (Renewal of Recognition of 100 Seats)
30th Jan 2017 Exam Assesmeent for final recognition for increase seat
from 100 to 150

Date: 16-03-2017

Signature with stamp Dean/Principal/ Director


Dean
P. D. U. Medical Colleg
RAJKOT.

1.2

(a) Location: The applicant college is located in RAJKOT (city/village) of RAJKOT taluka RAJKOT district of GUJARAT state.

(b) The College has following plots of land:

Plot #	Survey #	Place	Area	Remarks if any

(c) The campus is ~~unitary~~ divided into 2 parts. If not unitary distance between parts. Obst. & Gynac. Hospital is located across the road.


1.3 Building Plan approval from the competent authority: PWD Department (name of the authority and date of approval).

1.4 Buildings:

College: 29055 sq.mt.
 Hospital (including OPD): 46409 sq.mt.
 Hostel & Residential complex 42610 sqmt.

Date: 16-03-2017

Signature with stamp Dean/Principal/Director


 Dean
 P. D. U. Medical College
 RAJKOT.

1.5 Building Use/ Occupancy Certificate: approved by PWD & Rajkot Municipal Corporation. order no: _____ dated _____.

1.6 Nearest airport : 2 kms.

1.7 Nearest Railway Station : 1.5 kms.

1.7(a) Nearest major city is RAJKOT, distance in km 0, Traveling time required: 0

1.8 Water Supply : Rajkot Municipal Corporation & Borewells in each building.

1.9 Electric supply : Sanctioned Load College - 750 KVA & Hospital - 1000 KVA.

1.10 Generators : available, Available load College - 180 KVA,
Hospital - New OPD - 600KVA, 100KVA, Old OPD-65 KVA, KTCH-62.5KVA,
Blood Bank - 125 KVA, GT Eye - 2 KVA, New PG-62.5 KVA,
Zanana Hospital-125 KVA, Medical Store-10 KVA


1.11 Drainage & sewage disposal: CTF of Rajkot Municipal Corporation.

1.12 Working Hours:

1. OPD Timings: 08:30 am to 12:30 pm & 04:30 pm to 06:30 pm
2. College Timings: 09:00 am to 05:00 pm
3. Library Timings: 10:30 am to 06:10 pm, Reading room : 24 x 7

Date: 16-03-2017

Signature with stamp Dean/Principal/Director


Dean,
P. D. U. Medical College,
RAJKOT.

1.13 Annual Budget: College & Hospital


Year	Current Financial Year 2016-17	
	College	Hospital
Salary		
- Doctors	137255000	49649000
- Resident Doctors	168793000	
- Other Staff	218749000	444873000
Technical Training	0	
Library & Education	3500000	
Maintenance	0	
Contingencies	43650000	142150000
Others	13438000	
Total	585385000	636672000

1.14 Paramedical staff (Nos.): Give details of technicians department wise:

Department	Technician	Assistant	Attendant	Other
Radiology	8	4	0	3
Biochemistry	1	0	1	0
Microbiology	2	0	1	1
Serology	2	0	1	1
Haematology	1	0	1	1
Histo-pathology	1	0	1	1
Cytopathology	1	0	0	1

Date: 16-03-2017

Signature with stamp Dean/Principal/Director




Dean,
P. D. U. Medical College,
RAJOT.

OT	16	0	9	0
Anesthesia	8	0	0	3
Blood Bank	6	6	0	8
Labour Room	2	0	2	5
Emergency Room	0	0	0	24
CSSD	16	0	0	17
Mortuary	1	0	1	2
Laundry	Out Source			
Electrical	PIU			
Housekeeping	Out Source			
Bio-medical	Out Source			
BWM	Out Source			
Pharmacy	0	0	0	26

Department	Technician	Assistant	Attendant	Other
Anatomy	1	4	0	3
Biochemistry	1	0	0	3
Physiology	1	0	0	3

Date: 16-03-2017

Signature with stamp Dean/Principal/Director



Dean
P. D. U. Medical College
RAJPOOT.


Microbiology	3	0	0	2
Pathology	1	0	0	1
Forensic Medicine	1	0	1	4
Community Medicine	2	0	0	2
Pharmacology	0	0	2	3
UHC	1	0	0	12
RHC	1	0	0	11

1.15 Nursing Staff available:

Category	No of Beds 820	
	Required Nos.	Available Nos.
Staff Nurses	309	332
Sister Incharge	45	45
ANS	12	12
DNS	5	5
Nursing Suptd	1	1
Total	372	395

Date: 16-03-2017

Signature with stamp Dean/Principal/Director


 Dean,
 P. D. U. Medical College
 RAJOT.

1.16 Medical Education Unit (MEU): (Information not required for LOP inspection)

Available as per Regulations : Yes

Name of the MEU coordinator : Dr. A. M. Kadari; HOD, Community Medicine
Dr. Anupam Banerjee, Assistant Professor, Community Medicine

Details of affiliated faculty :

Sr. No.	Name of Faculty	Designation
1	Dr. Y. S. Goswami	Chairman, Dean
2	Dr. M. J. Samani	Co-Chairman, Additional Dean
2	Dr. A. M. Kadri	MEU Coordinator, Prof. & Head, Community Medicine
3	Dr. Anupam Banerjee	MEU Co-Coordinator, Asst. Prof., Community Medicine
4	Dr. J. G. Bhatt	Member, Prof. & Head, Surgery
5	Dr. Anil Singh	Prof. & Head, Pharmacology
6	Dr. M. A. Mistry	Assoc. Prof. Microbiology
7	Dr. P. J. Dudhrejia	Assoc. Prof. Medicine
8	Dr. Mukesh Patel	Assoc. Prof. Psychiatry
9	Dr. Chandrakant Kamariya	Assoc. Prof. Biochemistry

Details of the Orientation programme and Basic Course Workshop undergone by MEU } : _____

Dr. A. M. Kadari; HOD, Community Medicine; Coordinator

Name of the MCI Regional Centre where
above training has been undertaken


: Pramukhswami Medical College, Karamsad
Smt. NHL Municipal Medical College, Ahmedabad

Date/s of the above workshops

: 16-18 Sep 2009, 13-15 Oct 2010, 16-19 Feb 2011, 12-14 Dec 2011,
20-23 Feb 2012, 18-21 Dec 2012, 16-09 Sep 2013, 06-09 Oct 2014,
02-04 Sep 2015

Date: 16-03-2017

Signature with stamp Dean/Principal/Director


Dean
P. D. U. Medical College
RAJOT.

Details & Duration of Workshops in Medical Education Technology conducted by MEU: ---

First Basic MET Workshop	14 th to 16 th April 2012
Second Basic MET Workshop	29 th to 31 st January 2013
Third Basic MET Workshop	3 rd to 5 th September 2013
Fourth Basic MET Workshop	2 nd to 4 th January 2014
Fifth Basic MET Workshop	19 th to 21 st March 2014
Sixth Basic MET Workshop	11 th to 13 th August 2014
Seventh Basic MET Workshop	2 nd to 4 th September 2015

Schedule for VIIth Basic Workshop on Medical Education Technologies-MET (2-4 September 2015)

2 nd September 2015		
Time	Activity	Resource Person
08.30 AM - 09.00 AM	Registration	~~~~
09.00 AM - 09.30 AM	Inauguration & Introduction	~~~~
09.30 AM - 10.15 AM	Group Dynamics: Group Activity	Dr. Kaushik Lodhiya
10.15 AM - 10.45 AM	Group Dynamics	Dr. Anupam Banerjee
10.45 AM - 11.00 AM	Tea Break	
11.00 AM - 11.45 AM	Systems Approach	Dr. A. M. Kadri
11.45 AM - 12.30 PM	Adult Learning	Dr. Kaushik Lodhiya
12.30 PM - 01.30 PM	Taxonomy of Learning	Dr. Madhulika Mistry & Dr. Milan Purohit
01.30 PM - 02.30 PM	Lunch-Break	
02.30 PM - 03.30 PM	Educational Objectives	Dr. Madhulika Mistry & Dr. Milan Purohit
03.30 PM - 03.45 PM	Tea Break	
03.45 PM - 04:45 PM	Teaching Learning Methods	Dr. Mitul Kalathia
04:45 PM - 05.30 PM	Teaching Learning - Media	Dr. Mukesh Patel

Date: 16-03-2017

Signature with stamp Dean/Principal/Director


Dean
P. D. U. Medical College
RAJKOT.

3 rd September 2015		
Time	Activity	Resource Person
09.00 AM - 09.15 AM	Rapporteur's Report	
09.15 AM - 10.00 AM	Microteaching	Dr. Mukesh Patel
10.00 AM - 10.30 AM	Cl. Bedside Teaching & OMP	Dr. Jatin Bhatt
10.30 AM - 10.45 AM	Tea Break	
10.45 AM - 11.45 AM	Assessment	Dr. Anupam Banerjee
11.45 AM - 12:30 PM	EQ & SAQ	Dr. Alpesh Fefar & Dr. Sejul Antala
12.30 PM - 01.30 PM	EQ & SAQ: Group Work	Dr. Alpesh Fefar & Dr. Sejul Antala
01.30 PM - 02.30 PM	Lunch-Break	
02:30 PM - 03:30 PM	Curricular Development	MCI Observer-Dr. Praveen Singh
03.30 PM - 03.45 PM	Tea Break	
03:45 PM - 05:00 PM	Good Teaching Practices	MCI Observer-Dr. Praveen Singh
05.00 PM - 05.30 PM	Quality Assurance in ME	MCI Observer-Dr. Praveen Singh

4 th September 2015		
Time	Activity	Resource Person
09.00 AM - 09.15 AM	Rapporteur's Report	
09.15 AM - 10.00 AM	Practical Exam / OSCE-OSPE	Dr. G. U. Kavathia & Dr. Sejul Antala
10.00 AM - 11.00 AM	OSCE-OSPE: Group Work	Dr. G. U. Kavathia & Dr. Sejul Antala
11.00 AM - 11.15 AM	Tea Break	
11.15 AM - 12.00 PM	Structured Oral Viva	Dr. Jatin Bhatt
12.00 PM - 12.45 PM	Long case & Mini CEX	Dr. Jatin Bhatt
12.45 PM - 1.30 PM	Lunch Break	
01.30 PM - 02.30 PM	Objective Exam & MCQ	Dr. Madhulika Mistry
02.30 PM - 03.00 PM	Item Analysis	Dr. Madhulika Mistry
03.00 PM - 03.15 PM	Tea Break	
03.15 PM - 04.00 PM	Item Analysis - Group Work	Dr. Madhulika Mistry
04.00 PM - 04.30 PM	Giving Feedback	Dr. Manish Mehta
04.30 PM - 05.00 PM	Valedictory Function	

Date: 16-03-2017

Signature with stamp Dean/Principal/Director



Dr. Manish Mehta
P. D. U. Medical College
RAJKOT.

Details of faculty who have undergone basic course workshop in *Medical Education Technology* at the allocated MCI Regional Centre

	Name of Faculty	Designation	Type of Training	Place of Training	Date of Training
1	Dr. Manish Mehta	Professor-ENT	Basic	PSMC, Karamsad	18-21 Dec 2012
2	Dr. A. M. Kadri	Coordinator- MEU and Professor & Head PSM	Basic	Smt.NHLMunicipalMedicalCollege, Ahmedabad	13-15 Oct 2010
3	Dr. Jatin Bhatt	Professor& Head, Surgery	Basic	PSMC, Karamsad	18-21 Dec 2012
4	Dr. G.U. Kavathia	Professor, Microbiology	Basic	PSMC, Karamsad	16-19 Sept 2013
5	Dr. Mahima Jain	Professor Obst & Gynaecology.	Basic	PSMC, Karamsad	12-14 Dec 2011
6	Dr. Yogesh Parikh	Professor, Pediatrics	Basic	PSMC Karamsad	18-19 Sept 2013
7	Dr. Anil Singh	Professor, Pharmacology	Basic	Smt. NHL Municipal Medical College, Karamsad	8-10Sept 2004
8	Dr. M.A. Mistry	Associate. Prof Microbiology	Orientation & Basic	PSMC, Karamsad	20-23 Feb 2012
9	Dr. Jigisha P. Badheka	Assoc. Prof. Anesthesia	Basic	PSMC, Karamsad	12-14 Dec 2011
10	Dr. Mukesh Patel	Assoc. Prof. Psychiatry	Orientation & Basic	PSMC, Karamsad	20-23 Feb 2012
11	Dr. Milan B. Purohit	Assoc. Prof. Pathology	Basic	Smt.NHLMunicipalMedicalCollege, Ahmedabad	16-18 Sep 2009
12	Dr. Vijay Popat	Assoc. Professor, Pathology	Basic	PSMC, Karamsad	19-21 Dec 2010
13	Dr. Manish H Pattani	Assoc. Professor, Microbiology	Basic	PSMC, karamsad	19-21 Dec 2010
14	Dr. Anupam Banerjee	Asst. Prof. P & SM	Orientation & Basic	PSMC, Karamsad	16-19 Feb 2011
15	Dr. Sejul K. Antala	Asst. Prof. Microbiology	Basic	Smt.NHLMunicipalMedicalCollege	16-18 Sep 2009

Date: 16-03-2017

Signature with stamp Dean/Principal/Director

Dean,
P. D. U. Medical College,
RAIPUR.

	Name of Faculty	Designation	Type of Training	Place of Training	Date of Training
				Illege, Ahmedabad	
16	Dr. Bharat M. Gohel	Asst. Prof. P & SM	Orientation & Basic	PSMC, Karamsad	16-19 Feb 2011
17	Dr. Kalpesh V. Chandrani	Asst. Prof. Psychiatry	Orientation & Basic	PSMC, Karamsad	16-19 Feb 2011
18	Dr. Krupal Pujara	Tutor, Pathology	Basic	PSMC, Karamsad	16-19 Sept 2013
19	Dr. Mitul B Kalathia	Assistant Professor Pediatrics	Basic	PSMC, karamsad	6-9 Oct 2014
20	Dr. Alpesh Fefar	Assistant Professor ENT	Basic	PSMC Karamsad	6-9 Oct 2014
21	Dr. Kaushik Lodhiya	Assistant Professor PSM	Basic	PSMC, Karamsad	6-9 Oct 2014
22	Dr. Priyanka D Jogia	Assistant Professor Obstetrics & Gynaecology	Basic	PSMC, Karamsad	6-9 Oct 2014

Feedback evaluation of workshops and action taken reports on the basis of feedback obtained

1.17 Continuing Medical Education : (Information not required for LOP inspection)

Details of CMEs/ workshop organized by the college held in the past 1 year: ____

2016

Sr.	Date	Place	Type of Activity	Organizing department	Subject of Activity	No. of Delegate
1	05-01-2016	L.T.-1	sotp medical statics Lecture	P.S.M.Deptt.	sotp medical statics Lecture	145
2	27-01-2016	(P.S.M) Matting hall	Rajkot- Municipal Health Deptt	Health Branch - Rajkot Municipal cor.	Rajkot- Municipal Health	122
3	06-02-2016	Auditorium	for musical programmer	Dr.hiren kothari	for musical programmer	460
4	07-02-16 and	L.T.-1	pharmacist Seminar	Pharmec Deptt	pharmacist Seminar	145

Date: 16-03-2017

Signature with stamp Dean/Principal/Director

Dean,
P. D. U. Medical College,
RAJKOT.

	14-02-16 (2Days)					
5	12-02-2016	L.T.-1	Workshop on zica virus	C.D.H.O. Dr.kamlesh upadhyay	Workshop on zica virus	68
6	15-02-2016 to 17-02- 2016	psychiatry Ward	"Mind Management"	M.B.B.S. 1st Year Student	Mind Management Seminar	148
7	21-02-16	Auditorium	"jhakhi hindustanki"	Meenaben jasani	"jhakhi hindustanki"	
8	15-03-2016	College Premises	Blood Donation	Blood Donner Association, PDU Medical College, Rajkot	Blood Donation	128
9	15-03-2016	L.T.-4	degree convocation allotment programme	Student of this college	degree convocation allotment programme	160
10	15-03-2016	L.T.-1	fire safety programme	Student and staff of this college	fire safety programme	265
11	07-04-16	Auditorium	bit Dayabittis "Word health Day "P.S.M.	Student and staff of this college	Medicine Deppt.	310
12	13-04-16	L.T. - 1	General Board Meeting of Medical College Mandli, Rajkot	Medical College Mandli, Rajkot	General Board Meeting of Medical College Mandli, Rajkot	72
13	08-05-16	L.T. - 1	General Board Meeting of Suvidha Mandli, Hospital Rajkot	Suvidha Mandli, Hospital Rajkot	General Board Meeting of Suvidha Mandli, Hospital Rajkot	155
14	23-04-16	Auditorium	Annual Function of this college	Students of this college	Annual Function of this college	560
15	31-07-16	L.T.-1	Suvidha Mandli, P.D.U.Hospital Rajkiot Meeting	Suvidha Mandli	Suvidha Mandli, P.D.U.Hospital Rajkiot Meeting	120
16	05-08-16	L.T. - 1	Academic activities	D.G.Nakrani	Seminar	145
17	23-9-16	L.T. - 1	Siddha Yoata Medicine Camp for 1 day	Adhyatma Vigyan Satsant Kendra Jodhpur	Siddha Yoata Medicine Camp for 1 day	190

Date: 16-03-2017

Signature with stamp Dean/Principal/Director


Dean,
P. D. U. Medical College
RAJKOT.

18	21/09/16	Auditorium	Welcome Function For New UG Students	Dean office	Welcome Function For New UG Students	430
19	22/09/16	L.T.-1	Yoga Meditation Camp	nursing college	Yoga Camp	150
20	29/09/16	L.T.-1	Welcome Function For New UG Students By NMO	Student of this college	Welcome Function For New UG Students By NMO	170
21	30/09/16	L.T. -1	Dhiran & Grahak Sahkari Mandli	Medical College Mandli, Rajkot	Dhiran & Grahak Sahkari Mandli	80
22	06/10/16 to 09/10/16	High rise quarter Jamnagar road	Navratri mahotsav	Staff of medical college	Navratri mahotsav	1200
23	16/12/16	lecture holl 1	Indian dental asosiashan		lecture holl 1	210
24	18/12/16	L.T. -1 & 2	Indian dental asosiashan	Sterilization Disinfection Biomedical waste management and dental jurisprudence	Indian dental asosiashan	428
25	20/12/16	Library 4th Flore	Online users Library Users awareness	Library	Online users Library Users awareness	65
26	29/12/16	lecture holl 1	work shop 1. phrmacovigilance - updates 2. Biomedical waste management Rule 2016 - updates 3. Post Exposure Prophylaxis	pharmacy.Dept. micro. Dept. ART Canter, PDUMC	work shop 1. phrmacovigilance - updates 2. Biomedical waste management Rule 2016 - updates 3. Post Exposure Prophylaxis	215

Date: 16-03-2017

Signature with stamp Dean/Principal/Director

Dean,
P. D. U. Medical College,
RAJEST.



27	11-1-16	lecture hall 1	Demonstration Digital podium, Interactive board, Interactive touch screen, H. D. Projector, Wizyulaizer, Interactive pad, D.V.R./C.C.T.V.	All Department	Demonstration Digital podium, Interactive board, Interactive touch screen, H. D. Projector, Wizyulaizer, Interactive pad, D.V.R./C.C.T.V.	210
28	25-1-17	Auditorium	Celebration of 26th January	Dean Office	Celebration of 26th January Cultural Prog. of Students	670
29	26-1-17	College Campus	Celebration of 26th January	Dean Office	Flag Hosting Programme of college	180
30	29-1-17	College Council Hall	CME of Radiology	Radiology Dept.	CME of Radiology	80
31	10-02-17	Lecture -1	CME- Medicine	Medicine Dept		50


Details of the credit hours awarded for the past one year (details/comments in annexure)

1.18 College Council : (Information not required for LOP inspection)

- Name, designation, contact no. and address of the President & Secretary.
President: Dr. Y. S. Goswami, Dean, P. D. U. Medical College, Rajkot. Phone: 0281 2458323
Secretary: Dr. M. R. Mehta, Medical Superintendent, P. D. U. Hospital, Rajkot. Phone: 0281 2458323
- Composition of the Council (HODs as members & Principal / Dean as chairperson)
Chairperson: Dr. Y. S. Goswami, Dean
Members: Additional Dean & All HOD's
- No. of times the College Council meets per year (min 4) : 2016 - 12 Meetings, 2017 - Meetings
- Action taken report on College Council Meetings (details / comments in annexure II)

Date: 16-03-2017

Signature with stamp Dean/Principal/Director


Dean
P. D. U. Medical College,
RAJKOT.

1.19 PG Course: If the college is running PG course; Please mention the intake of PG seats subject wise

Degree Courses:


Sr. No.	Subject	Degree permitted by M.C.I.,	Degree recognized by M.C.I.,
1	Anatomy	1	3
2	Physiology	1	2
3	Pathology	0	7
4	Microbiology	0	4
5	Pharmacology	0	5
6	Forensic Medicine	0	3
7	Community Medicine	0	5
8	General Medicine	0	7
9	TB & Chest	0	3
10	Skin	1	2
11	Psychiatry	0	3
12	Pediatrics	1	2
13	General Surgery	0	5
14	Orthopedics	1	2
15	Ophthalmology	0	3
16	ENT	1	1
17	Anesthesia	0	7
18	Obst. & Gynecology	0	3
19	Radiodiagnosis	1	1

Diploma Courses:

Sr. No.	Subject	Diploma permitted by M.C.I.,	Diploma recognized by M.C.I.,
1	Skin	0	1
2	Psychiatry	0	1
3	Pediatrics	0	3
4	Orthopedics	0	1
5	Ophthalmology	0	1
6	Anesthesia	0	1
7	Obst. & Gynecology	0	2

Date: 16-03-2017

Signature with stamp Dean/Principal/Director



Dean
P. D. U. Medical College
RAJKOT.

1.20 Clinical Material

Item	Daily average (of last 3 months) as provided by institute	
O.P.D. attendance (At the end of OPD timing)	2707	
Casualty attendance (24 hrs. data)	320	
No of admissions	228	
No. of discharges	196	
Bed occupancy: No of Beds occupied No of beds required Bed occupancy %	96.17	
<u>Operative Work</u>		
No. of major surgical operations	32	
No. of minor surgical operations	74	
No. of normal deliveries	11	
No. of caesarian sections	3	
<u>Radiological Investigations</u>	O.P.D	I.P.D
X-ray	504	340
Ultrasonography	114	101
Barium, IVP etc.	24	21
C.T. Scan	10	11
MRI	17	19

Date: 16-03-2017

Signature with stamp Dean/Principal/Director




Dean,
K. D. U. Medical College
RAJKOT.

Item	Daily average (of last 3 months) as provided by institute	
	O.P.D	I.P.D
Laboratory Investigations - No of Tests		
Biochemistry	398	198
Microbiology	4	30
Serology	156	92
Haematology	1046	1394
Histopathology	2	4
Cytopathology	15	2
Others	--	--
Any other (HIV/ AIDS, DOTs, Malaria etc)	-----	

Date: 16-03-2017

Signature with stamp Dean/Principal/Director




Dean,
P. D. U. Medical College,
RAJKOT.

1.21 College Website

Sr. No.	Details of information	Provided or not (with no & date)
1	Dean, Principal & M.S.	Yes
2	Staff-Teaching & non Teaching*	Yes
3	CME, Conference, academic activity conducted	Yes
4	Awards, achievements received by the faculty.	Yes
5	Affiliated university and its VC & Registrar.	Yes
6	Details of the MCs infrastructure a) Academic Facilities (LT, Demo rooms, Common rooms, Labs, Library, Skill lab, Computer Lab, Auditorium): b) Hospital: c) Residential Facilities: Hostel, Cafeteria, Mess, d) Recreation Facilities: Indoor & Outdoor e) Medical Facilities for Students & Staff	Yes
7	Citizen Charter	Yes
8	List of students admitted category wise (UG & PG) in current and previous year.	Yes
9	Results of all examinations in previous year.	Yes
10	Details of members of the Anti Ragging Committee Members with contact details including landline Ph. mobile, email etc..	Yes
11	Toll free number to report ragging.	Yes
12	No. of ragging cases reported to Anti Ragging Committee and Action taken by Anti Ragging Committee.	Yes

Date: 16-03-2017

Signature with stamp Dean/Principal/Director



Dean
P. D. U. Medical College
RAJOT.

Undertaking - To be given by the Dean/Principal of the Institute

I hereby giving an undertaking that :

- (i) The college will admit students only after obtaining the permission from Central Govt.
- (ii) In the event of this declaration turning out to be either incorrect or any part of this declaration subsequently turning out to be incorrect or false, it is understood and accepted that the undersigned shall be responsible for any such misdeclaration or misstatement.
- (iii) In case, the declaration made by me is found to be false in any material point then necessary Civil / Criminal proceedings, including prosecution under Section 199 of the Indian Penal Code, 1860, may be initiated against me by the Competent Authority.
- (iv) The college has obtained all requisite statutory approvals.
- (v) The college has fulfilled all requirements as per the applicable Minimum Standard Requirement for the Medical College Regulations, 1999.
- (vi) The mandatory requirements laid down by the Persons with Disabilities Act are met by the college

Date: 16-03-2017

Signature with stamp Dean/Principal/Director

Dean,
P. D. U. Medical College
RAJKOT.

18-3793
18-03-17

MEDICAL COUNCIL OF INDIA
ASSESSMENT FORM FOR 150 - MBBS ADMISSIONS REPORT
(INCREASE IN ADMISSION CAPACITY FROM 100 TO 150)

Part A-II (2017-18)
(to be filled by the Assessors)

1.1 Type of Assessment

U/S 10A-regular/compliance: Letter of Permission (), 1st renewal (), 2nd renewal (), 3rd renewal (), 4th renewal ()

U/S 11- Recognition/Approval - Regular

Continuation of Recognition / Compliance ()

Any Other: _____

Name of the Institution	:	Pandit Deendayal Upadhyay (Govt.) Medical College, Rajkot.		
Address	:	Jamnagar Road, Rajkot.		
Telephone No.	:	0281 2458323		
E-mail	:	deanrajkot@yahoo.co.in		
Council Letter No & Date	:	MCI-37(1)(UG)Recg-7/2017-18-Med/ Dated: 15.03.2017		
Assessment Date:	16th & 17th March 2017	Last Assessment Date:	21 st & 22 nd July 2016 (Renewal of Recognition of 100 Seats) 25 th Feb 2016 (4 th Renewal 100-150 Seats) 30 th Jan 2017 Exam Assesmeent for final recognition for increase seat from 100 to 150	
PG Courses	:	Yes		

Signatures of the Assessors

[Signature]
17/3/17

[Signature]
12/3/2017

Date 17-03-2017

Signatures of Dean/Principal

[Signature]

Particulars of Assessors


Name of the Assessors	Correspondence Address	Contact No	Email
Dr. Meenakshi Bhattacharya	Professor, Department of Medicine, Government Medical College, Aurangabad. Maharashtra	09922931527	mabhattacharya@gmail.com
Dr. Niveditha	Professor & Head, Department of Pharmacology, ESIC-MC & PGIMSR, Rajajinagar, Bangalore	09448454436	niveditha_1963@yahoo.co.in
Dr. Surajit Kumar Mukhopadhyay	Professor, Department of Physiology, Medical College, Kolkata.	09433310839	drsrajitmukhopadhyay@gmail.com



Signatures of the Assessors



Date 17-03-2017




Signatures of Dean/Principal

1.2. The College has following

The campus plot is.	<p>unitary/divided into 2 parts <u>Obst. & Gynac. Hospital is located across the road.</u></p> <ul style="list-style-type: none"> • New OPD Building - All OPD's, Surgery, ENT and OT Blocks • Trauma Centre - Orthopedics Wards & OT, Radiodiagnosis • Old Hospital Building - Medicine, Skin & TB Chest Wards • Psychiatry Hospital - Psychiatry Wards • K. T. Children Hospital - Pediatric Wards, NICU, PICU • G. T. Sheth Eye Hospital - Ophthalmology Wards, OT • R. Z. Hospital - Obst. & Gynac. Wards & OT, Labour Room • ICCU & Kidney Unit • Emergency Building - Casulty, Emergency Wards(MICU and RICU) & OT
Building Plan approval from the competent authority.	<p>Name----- No.----- Date-----</p> <p>Not Available & not provided.</p>
Building Use/ Occupancy Certificate from the competent authority.	<p>Name----- No.----- Date-----</p> <p>Not Available & not provided</p>

[Handwritten Signature]
17/3/17

[Handwritten Signature]
12/3/2017

[Handwritten Signature]

- 1.3 Dean/Principal: Dr. Y. S. Goswami, M.D. (Microbiology) with 24 years of teaching experience - 9 yrs of professor & 4 1/2 yrs of experience of Asso Prof and Assistant Professor 5 yrs. He is also holding the post of Professor in the Department of Microbiology.

Dean Office is located in Ground Floor of the college/building along with the administrative block. Adequate space (as per MSR guidelines by MCI) and other required facilities (as given in the table below) are provided/not provided to the administrative staff.

Office Space Requirement	Requirement Space (mts)	Available
Dean/Principal Office	36	60.84
Staff Room	54	60
College Council Room	80	93.20

1.4 Medical Education Unit (MEU):

Available as per Regulations	:	Yes
Name of the MEU coordinator	:	Dr. A. M. Kadri; HOD Community Medicine
Name, Designation & Experience of affiliated faculty	:	Annexure - 3
Name of the MCI Regional (Nodal) Centre where above training has been undertaken	:	Pramukhswami Medical College, Karamsad
Details of the Orientation programme and Basic Course Workshop undergone by MEU(No. of programmes organized during Academic year, No. of People attended, proceedings (to be verified at the time of assessment)	:	Annexure - 3

Signatures of the Assessors

M. K. K. / 17/3/2017

Date 17-03-2017

Signatures of Dean/Principal

Date/s of the above workshops	: 14-16 April 2012, 29-31 January 2013, 3-5 September 2013, 2-4 January 2014, 19-21 March 2014, 11-13 August 2014, 2-4 September 2015
Details & Duration of Workshops in Medical Education Technology conducted by MEU	: Annexure - 3
Details of faculty who have undergone basic course workshop in <i>Medical Education Technology</i> at the allocated MCI Regional Centre	: Annexure - 3
Details of faculty who have undergone advanced course workshop in <i>Medical Education Technology</i> at the allocated MCI Regional Centre	Dr. A. M. Kadri, Prof. & Head, PSM (Undergoing) Dr. Anupam Banerjee, Asst. Prof. PSM (Undergoing)
Feedback evaluation of workshops and action taken reports on the basis of feedback obtained	: <ul style="list-style-type: none"> • Incorporation of MINI CEX by different Clinical Departments • Starting of a Mentorship Program for Faculty joined after 1st January 2012 at PDU Govt. Medical College • Restructuring of Lectures Reallocation of Topics to different Resource Persons

1.5 Continuing Medical Education :

No and Details of CMEs/workshop organized by the college held in the past 1 year	: Annexure - 4
Details of the credit hours awarded for the past one year	55 Hours (4 hours per day of CME)

Signatures of the Assessors

[Handwritten Signature]
17/3/17

[Handwritten Signature]
17/3/2017

Date 17-03-2017

Signatures of Dean/Principal

[Handwritten Signature]

1.6 College Council :

Name, designation, contact no. and address of the President & Secretary.	:	Dr. Y. S. Goswami, Dean, P. D. U. Medical College, Rajkot. Phone: 0281 2458323
Composition of the Council (HODs as members & Principal / Dean as chairperson)		Chairperson: Dean Members: Additional Dean & All HOD's
No. of times the College Council meets per year (min 4)	:	2016 - 12 Meetings, 2017 - Meeting
Details of college Council meetings where students Welfare was discussed and Action taken report (details / comments in annexure II)		Annexure - 5

1.7 Pharmacovigilance Committee: Present Annexure - 7
No of meeting in the previous yrs. 2 (Minutes to be checked)

1.8 Examination Hall:

Requirement	Available
No - 2 Area - 250 Sq. mt. Capacity - 250	2 + Auditorium 1 x 300 sqmt. & 1 x 550 sqmt. + Auditorium 800 sqmt. 1 x 230 Seats & 1 x 130 Seats + Auditorium 650 Seats

[Signature]
17/3/17

[Signature]
17/3/2017

[Signature]

[Signature]

Signatures of the Assessors

Date 17-03-2017

Signatures of Dean/Principal

1.9 Lecture Theatres:

	Medical college		Hospital		Comments
	Req	Available	Req	Available	
Number	4	5	1	2	Available.
Capacity	180	190	1 x 200	2 x 90	
Type (Gallery)	Yes / No		Yes / No		
A.V. Aids	Yes / No		Yes / No		

[Signature]
17/3/17

[Signature]
17/3/2017

[Signature]

[Signature]

1.10 Library Annexure – 8 (Books in soft copy)

Air-conditioned – Yes. available in students reading room.

Working Hours:

- a. Stack room : 9.30 am to 6.10 pm
- b. Reading room : 24 x 7

	Required	Available	Remarks
Area	2400 Sq.m.	2403.33 Sq.m.	
Student Reading Room (Inside)	150 Capacity	150 Capacity	
Student Reading Room (Outside)	150 Capacity	150 Capacity	
Staff Reading Room	30 Persons	30 Persons	
Room for Resident/PG reading room	25 Persons	Available	
Particulars	Required Nos.	Available Nos.	Remarks
No of Books	11000	15458	
Journals (Indian)	70	70	
Journals (Foreign)	30	30	
Internet Nodes	40	40	

1.11 Common Room for Boys & Girls

	Area Required Sq. Mt.	Available Area Sq. Mt.	Toilet - Attached Y/N
Boys	150 Sq.m.	150 Sq.m.	Yes
Girls	150 Sq.m.	150 Sq.m.	Yes

Signatures of the Assessors

[Handwritten Signature]
17/3/17

[Handwritten Signature]
17/3/2017

Date 17-03-2017

Signatures of Dean/Principal


[Handwritten Signature]


1.12 Central Photography Section: Available : Yes
 Staff : Yes
 Equipments : Yes (Video Camera, Photography Camera, Computer, scanner, Printer)

1.13 Hostel: Location – Within campus

Hostel Category	Required Capacity	Available Capacity (No Rooms X capacity of each room = Total capacity)	Furnished (Y/N)	Toilet Facility Adequate/ Inadequate	Mess (Y/N)	Hygiene of Hostel campus Y/N	Visitor room, AC Study room with internet & Computer, Recreation room with TV, Music, Indoor Games Y/N	Remarks
UG Students @ 75% Capacity	565	376 x 2 = 752	Yes	Adequate	Yes	Yes	Yes	Two new buildings are built and ready for possession for UG students and Interns.
Interns @ 100% Capacity	150	50 x 3 = 150	Yes	Adequate	Yes	Yes	Yes	
Resident @ 100% Capacity including PG	85	36 x 2 = 72 216 x 1 = 216 Total = 288 Capacity	Yes	Adequate	Yes	Yes	Yes	
Nurses @ 20% Capacity	75	62 x 2 = 124	Yes	Adequate	Yes	Yes	Yes	


17/3/17


17/3/17


17/3/17

Residential Quarters:




Category	Required Nos.	Available Nos.	Remarks
Teaching Staff @ 20% Capacity	26	98	
Non-Teaching Staff @ 20% Capacity	36	84	

1:14 Recreational Facilities:

Outdoor games	Yes
Play field/s	Available
Type of games	Cricket, Badminton, Volley Ball
Indoor games facilities	Yes
Gymnasium	Available

1.15 Gender Harassment Committee -: Yes (Documents to be seen at the time of assessment)

Annexure - 10


Signatures of the Assessors

Date 17-03-2017

Signatures of Dean/Principal

TEACHING HOSPITAL

2.1 Name of the Hospital: Pandit Deendayal Government Hospital, Rajkot.
Owned by: Government

2.2 Name of the Medical Superintendent: Dr. M. R. Mehta, MS (ENT), with 10 years administrative experience.

	Space Requirement	Availability
Medical Supdt's Office	36 sq. mt.	50 sq. mt.
Administrative Office	150 sq. mt	220 sq. mt.

2.3 **Teaching and other facilities :**

OPD Timings	:	8:30 A.M. to 12:30 P.M. & 4:30 PM to 6:30 PM
Separate Registration areas for male/female patients available	:	Yes
Separate Registration counters for OPD/IPD	:	Available
Are the Registration counters computerized	:	Yes
Staff for registration center	:	Adequate (on the basis of OPD attendance)
Waiting areas for above patients available	:	Yes

Signatures of the Assessors

M. Mehta
(2/3/17)

Date 17-03-2017

Signatures of Dean/Principal

No. of rooms for examination of patients available	:	Yes
Capacity of teaching area in each department	:	Yes
Enquiry Desk	:	Yes

2.4 Facilities available in OPD

-Medicine Injection room - Male - Female	Yes Yes	E.C.G. Room	Yes
Surgery Dressing room - - Male - Female	Yes Yes	Minor OT	Yes
Orthopaedics Plaster room Dressing room - - Male - Female	Yes Yes Yes	Plaster cutting room	Yes
Ophthalmology	Refraction Rooms Dark Rooms Dressing Rooms / Minor Procedure Room		Yes Yes Yes
ENT	Audiometry (AC & Sound proof) Speech Therapy		Yes Yes
Pediatrics	Child Welfare Clinic Immunisation Clinic Child Rehabilitation Clinic		Yes Yes Yes


Signatures of the Assessors



nirvachita
17/3/17

Date 17-03-2017

Signatures of Dean/Principal



OBS & GYN	Antenatal Clinic	Yes
	Sterility Clinic	Yes
	Family Welfare Clinic	Yes
	Cancer Detection Clinic	Yes

Comments :

2.5 Total Number Of Teaching Beds & Admitted Patients - Distance between two beds should be 1.5 m.

Teaching Hospitals in Campus with Total Beds 820.

Teaching Hospitals in Outside the Campus (_____ Kms. from the campus) with Total Beds _____.

Department	Ward Nos.	Beds Required	Total Beds Available	Facilities Available in Each Ward						Remarks
				Nursing Station Y/N	Exam/Treat Room Y/N	Pantry Y/N	Store Room Y/N	Duty Room Y/N	Demo Room (25 Capacity) Y/N	
Gen. Medicine	5	160	160	Yes	Yes	Yes	Yes	Yes	Yes	
Pediatrics	3	100	100	Yes	Yes	Yes	Yes	Yes	Yes	
TB & Respiratory Medicine	1	40	40	Yes	Yes	Yes	Yes	Yes	Yes	
Psychiatry	1	40	40	Yes	Yes	Yes	Yes	Yes	Yes	
Dermatology	1	40	40	Yes	Yes	Yes	Yes	Yes	Yes	
Gen. Surgery	5	160	160	Yes	Yes	Yes	Yes	Yes	Yes	
Orthopedics	3	100	100	Yes	Yes	Yes	Yes	Yes	Yes	
Ophthalmology	1	40	40	Yes	Yes	Yes	Yes	Yes	Yes	
ENT	1	40	40	Yes	Yes	Yes	Yes	Yes	Yes	
OB & GYN	3	100	100	Yes	Yes	Yes	Yes	Yes	Yes	
Total	24	820	820	Yes	Yes	Yes	Yes	Yes	Yes	e

Signatures of the Assessors

M. Madhavi
12/3/2017

Date 17-03-2017

Signatures of Dean/Principal

2.6 Clinical material (*Random verification to be done by the Assessor).

Assessor should randomly verify the monthly data and fill accordingly in the daily average columns, specifying the months

Item	On Day of assessment		Remarks
O.P.D. attendance at 2.00 PM On first day	3008		
Casualty attendance (24 hrs. data)	356		
No of admissions	254		
No. of discharges	218		
Bed occupancy% at 10.00AM on first day	99%		
<u>Operative Work</u>			
No, of major surgical operations	35		
No. of minor surgical operations	82		
No. of normal deliveries	9		
No. of caesarian sections	1		
<u>Radiological Investigations</u>	O.P. D	I.P.D	
X-ray	560	370	
Ultrasonography	127	110	
Barium, IVP etc.	27	23	
C.T. Scan	11	12	
MRI	19	21	

Signatures of the Assessors

M. K. Kulkarni
17-03-2017

[Signature]

Signatures of Dean/Principal

[Signature]

Date 17-03-2017

Item	Day of assessment		Remarks
	O.P. D	I.P.D	
Laboratory Investigations - No. of Tests			
Biochemistry	442	221	
Microbiology	4	26	
Serology	169	98	
Hematology	1162	1567	
Histopathology	1	4	
Cytopathology	17	1	

M. M. Chitambar
17/3/2017

[Signature]

[Signature]

Signatures of the Assessors

Date 17-03-2017

Signatures of Dean/Principal

2.7 Medical Record Section:

Manual / Computerized **Computerized**

ICD X classification of diseases followed for indexing : Yes


2.8 Central casualty services :

No of Beds: Required 25 Available 25

- Number of doctors posted / Shift : 3 CMO - Required 04 Available -12
- Number of nurses posted / Shift: 3 / Shift
- Separate casualty for OBGY cases: Available, No. of beds 04

Equipment	Availability Y/N	Number
Central Oxygen & suction facility	Yes	18 Points
Pulse oximeter	Yes	1
Ambu bag	Yes	3
Disaster trolley	Yes	3
Crash Cart	Yes	2
Emergency Drug Tray	Yes	2
Defibrillator	Yes	1
Ventilator	Yes	1
X-ray Unit - (Mobile)	Yes	1
Minor OT	Yes	1

Comments: -



2.9 Clinical Laboratories

Central Clinical Laboratory: Under control of department of : Pathology.

Separate sections for pathology, microbiology, hematology & biochemistry: **Available.**

2.10 Operation theatres

Type	Requirement	Available	Remarks
Major	09	15	
Minor	02	03	

2.11 Equipment available in O. T. Block (Specify numbers)

Dept	Theatres Nos.	A/C Y/N	Central Oxy/ Nitrous Oxide Y/N	Anesthesia Machine Y/N	Multipara Monitor with Capnograph Y/N	Defibrillators Y/N	Infusion Pumps Y/N	Remarks
Gen Surgery	3+1(Endoscopy)	Yes	Yes	Yes	Yes	Yes	Yes	
ENT	2	Yes	Yes	Yes	Yes	Yes	Yes	
Ophthal	1	Yes	Yes	Yes	Yes	Yes	Yes	
Ortho	4	Yes	Yes	Yes	Yes	Yes	Yes	
OBS & GYN	6	Yes	Yes	Yes	Yes	Yes	Yes	
Emergency	1	Yes	Yes	Yes	Yes	Yes	Yes	
Septic	1	Yes	Yes	Yes	Yes	Yes	Yes	

Pre-Anaesthetic/Pre-operative Beds : Available 9 beds (Surgical OT-4, Ortho OT-4, Gynec OT-1)

Signatures of the Assessors

M. Chelita
A/S/2017

Date 17-03-2017

Signatures of Dean/Principal

Post Operative Recovery room beds :Available 15 beds(Surgical Suit1-3+1, Surgical Suit2-4, Gynac OT-4, Ortho OT-2, Ophthal OT-1)

2.12 Intensive Care: Following intensive areas are available -

Type	Beds (Required)	Beds (Available)	Patients on day of assessment	AC Y/N	Central Oxygen/ Suction Y/N	Major Equipment (Monitor, Ventilator, ABG, Pulse Oximeter etc.) Y/N	Remarks if any
ICCU	5	10	4	Yes	Yes	Yes	
ICU	5	10 (RICU) 10 (MICU)	8	Yes	Yes	Yes	
SICU	5	8	3	Yes	Yes	Yes	
NICU/PICU	5	20	18	Yes	Yes	Yes	

2.13 Labour Room

Rooms	Beds	Remarks
Clean Cases	7	
Septic Cases	2	
Eclampsia	2	

M. Reddy
17/3/2017

[Signature]

[Signature]


2.14 Radiological Facilities:

Equipment	Required no.	Available no.	AERB Approval Y/N	Functional Status at the time of assessment Y/N	Remarks if any
Mobile X Ray 60 mA 100 mA	3 3	6	Yes	Yes	
Static X Ray 300 mA 600mA 800/1000 mA	2 2 2	2 2 2	Yes Yes Yes	Yes Yes Yes	
CT Spiral Minimum 16 slice	1	1	Yes	Yes	1 MRI & 1 Mammography Available

Equipment	Required no.	Available no.	PNDT Approval Y/N	Functional Status at the time of assessment Y/N	Remarks if any
USG	3	4 + 1 (Ob. Gy.)	Yes	Yes	



M. V. Chitambar
17/3/2017



2.15 Blood Bank:

Available and functional: Yes

Number of units dispensed in a day 64Number of units stored on day of assessment 550License valid up to: 10-03-2021 (LICENCE NUMBER AND COPY TO BE APPENDED AS ANNEXURE-15)

Blood Separation Facility - Available

2.16 Pharmacy : Pharmacist/Staff available: - 28. List to be included- ANNEXURE -A

- No. of sub-stores located in different parts of hospital: -2(In paediatrics and Casualty)

2.17 Central sterilization Department :

- Timings 24 Hours & Shifts: 3 shift of 8 hours each
- Equipment: Horizontal autoclaves 5 / Vertical autoclaves 0, ETO Sterilisers: 1 No.
- Separate receiving and distribution points - Yes

2.18 Intercom: Available : YesNo. of incoming lines 05 No. of extension lines: 200**2.19 Central laundry/Alternative Arrangements:**In House/ Outsourced: ANNEXURE- B

Type of Laundry: Mechanized / Manual

K. 17/3/17
M. 17/3/17

Signatures of the Assessors

Date 17-03-2017

[Handwritten Signature]

Signatures of Dean/Principal

2.20 Kitchen/ Alternative Arrangements

- In-House /Outsourced _____ In-House
- Food free of charge: Yes Number of patients: All Admitted
- Provision of special diet: Yes
- Services of a nutritionist / dietician: Available

2.21 Total no. of Canteens: For staff - 01, For students - 01.

2.22 Arrangements for Biomedical Waste Management. Annexure - 16

- Outsourced ~~/in-house~~: (if outsourced, append MOU) (If in-house, please specify details of facilities available)

2.23 Central Research Lab:

- Available - Yes
- Facilities - Adequate
- Research Projects:
 - Completed Nos - 8
 - Ongoing Nos 28

17/3/17
 M. M. Chelita
 17/3/2017

Signatures of the Assessors

Date 17-03-2017

Signature of Dean/Principal

2.24 Nursing and Paramedical staff :

Nursing staff:	No of Beds 820	
Category	Required Nos.	Available Nos.
Staff Nurses	309	332
Sister Incharge	45	45
ANS	12	12
DNS	5	5
Nursing Suptd	1	1
Total	372	395

Paramedical And Non teaching staff	Required Nos.	Available Nos.
	182	248

[Handwritten signature]
17/3/17

[Handwritten signature]
17/3/2017

[Handwritten signature]
[Handwritten signature]

MEDICAL COLLEGE

3.1 College Website:

Sr. No.	Details of information	Yes/No
1.	Dean, Principal & M.S.	Yes
2.	Staff-Teaching	Yes
3.	Affiliated university and its VC & Registrar.	Yes
4.	Citizen Charter	Yes
5.	List of students admitted category wise (UG & PG) in current and previous year.	Yes
6.	Results of all examinations in previous year.	Yes
7.	Details of members of the Anti Ragging Committee Members with contact details including landline Ph. mobile, email etc..	Yes
8.	Details of members of the Gender Harassment Committee Members with contact details including landline Ph. mobile, email etc..	Yes
9.	Toll free number to report ragging.	Yes

3.2 Teaching Programme:

Didactic teaching	Yes
Demonstration	Yes
Integrated teaching (Horizontal/Vertical teaching)	Yes
Clinical posting	Yes
Clinical Pathological Conference	Yes
Grand Rounds	Yes
Statistical Meeting	Yes
Seminars	Yes

Signatures of the Assessors

[Handwritten signatures]
 17/3/17
 M. Madhukar
 17/3/2017

Date 17-03-2017

Signatures of Dean/Principal

[Handwritten signature]

Teaching Facilities:

3.3 Anatomy

Required	Available	Required	Available
Demonstration Room/s • No <u>2</u> • Capacity - 75 to 100 students	2 Rooms are small in size	AV Aids:	Available
• Number of practical laboratory/ies - 2 • Number of Lab seats <u>90</u> • Number of microscopes <u>90</u> • Dissection Microscopes <u>5</u>	2 90 120 5	Museum: 35 seating capacity • Mounted specimens • Models - Wet & Dry • Bone Sets - Articulated- <u>7</u> & Disarticulated- <u>30</u> • MRI & CT	35 Students 330 62 Articulated-10 & Disarticulated- 35, Fetal - 2 9
Number of dissection tables - 20 (Standard Size), 5 (Half Standard Size)	20 (Standard Size), 6 (Half Standard Size), 2 (Double Standard Size)	Number of cadavers - ___	35 + 5 (Mummified)
Cold store / cooling chambers -1 x 8 Bodies	1 x 6	Storage tank - 1 x 3 sq.mt 2 x 1.5 sq.mt	5 (1.38 Cubic Meter. Each) 2 (0.67 Cubic Meter Each)
Embalming room - 1	1	Band saw	2
Lockers - 150	90	Departmental Library- (80-100 Books.)	184 Needs to be updated, renovated and upgraded.

Adequate exhaust, light, water supply and drainage facilities - Available.

Signatures of the Assessors

[Handwritten signatures]
17/3/17
Date 17-03-2017

Signatures of Dean/Principal

[Handwritten signature]

3.4 Physiology

Required	Available	Required	Available
Demonstration Room/s • No - <u>2</u> • Capacity - <u>75-100 Students</u>	2 60 Each	AV Aids:	Available
Mammalian laboratory - 1	1	Haematology laboratory - 1	1
Departmental Library - 80-100 Books Needs to be updated, renovated and upgraded.	150	Clinical Physiology - 1	1
Preparation rooms - 1 for each lab	1 for Each		

3.5 Biochemistry

Required	Available	Required	Available
Demonstration Room/s • No <u>2</u> • Capacity - <u>75-100 students</u>	2 90 students	AV Aids:	Available
Number of practical laboratory/ies - 1	1	Library / Seminar rooms - 80-100 Books	101 Needs to be updated, renovated and upgraded.
Number of Lab seats - <u>90</u>	90		

Signatures of the Assessors

[Handwritten signature]
17/3/17

[Handwritten signature]
17/3/2017

Date 17-03-2017

Signatures of Dean/Principal

[Handwritten signature]

[Handwritten signature]

3.6 Pathology

Required	Available	Required	Available
Demonstration Room/s • No - <u>1</u> • Capacity - <u>50-60 students</u>	2 60 Student	AV Aids:	Available
Practical labs - • Morbid Anatomy/Histopath./ Cytology - <u>60</u> Microscopes • Clinical Pathology/Hematology - <u>60</u> Microscopes	100 73	Museum:1, Seating Capacity- <u>40</u> students Specimens:	75 Student
Departmental library - 80-100 Books Needs to be updated, renovated and upgraded.	108	• Mounted • Unmounted • Catalogues	785 40 30

3.7 Microbiology

Required	Available	Required	Available
Demonstration Room/s • No - <u>2</u> • Capacity - <u>75-100 students</u>	2 95 Students	AV Aids:	Available
Number of practical laboratory/ies - <u>1</u> Number of Lab seats - <u>90</u> Number of microscopes/laboratory - <u>90</u>	1 90 93	Media preparation facility Autoclaving, Washing and drawing room	Available
Number of service laboratories - <u>7</u>	7	Museum:	Available
Departmental library - 80-100 Books, Needs to be updated, renovated and upgraded.	105	Specimen, Charts, Models & Catalogue seating capacity- <u>40</u>	Specimen-50, Charts-45, Models-Nil, Catalogue-15 seating capacity- <u>10</u>

17/3/17

*m.vedhita
17/3/2017*

[Signature]

[Signature]


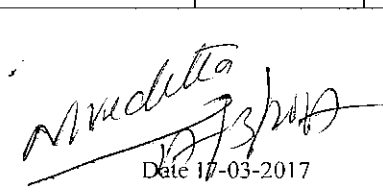
3.8 Pharmacology

Required	Available	Required	Available
Demonstration Room/s • No - <u>2</u> • Capacity - <u>75-100 students</u>	2 75 Each	AV Aids:	Available
Experimental Pharmacology	Available	Museum: <u>40</u> seating capacity	50 Seats
Clinical pharmacology/ pharmacy	Available	• Specimens	381
Departmental Library - 80-100 Books. Needs to be updated, renovated and upgraded.	124	• Charts	40
		• Models	Available
		• History of Medicine	30
		• Catalogues	

3.9 Forensic Medicine



Required	Available	Required	Available
Demonstration Room/s • No - <u>2</u> • Capacity - <u>75-100 students</u>	2 75 Each	AV Aids:	Available
Forensic histopathology, Serology, Anthropology & Toxicology - for examination of specimen ,tests	Available	Museum :	
Autopsy room - 1 Location - In/Near hospital in a separate structure.	1 (4 Table) 1 (2 Table)	• Medico-Legal Specimens	256
Cold storage -	1 Cabin ate (3 Cadavers)	• Charts	74
Departmental library - 80-100 Books. Needs to be updated, renovated and upgraded.	109	• Prototype fire arms	4
		• Slides	80
		• Poisons	100
		• Photographs	105
		• Catalogues	15

Signatures of the Assessors

17/3/17



Date 17-03-2017

Signatures of Dean/Principal

3.10 Community Medicine

Required	Available	Required	Available
Demonstration Room/s • No - <u>2</u> • Capacity - <u>75-100 students</u>	3 Rooms are small in size	AV Aids:	Available
Museum: • Charts • Models • Specimens • Catalogues	91 29 117 -	Practical lab - 1	1
Departmental Library - 80-100 Books Needs to be updated, renovated and upgraded.	2350		

3.11 Health Centers (Department of Community Medicine)

PHC I -: Khirasara (place) 20 kms (Distance from the college)

PHC II -: Sardhar (place) 32 kms (Distance from the college)

PHC III -: Sarpadad (place) 28 kms (Distance from the college)

Out of the above three PHCs Khirasara, has been upgraded to RHTC.

Population covered by the RHTC	58065
It is affiliated to College Yes/No	Permitted for use. Annexure- C attached.
Students and interns posted in batches of _____ throughout the year	4 Batches
Separate blocks for accommodating boys in _____ rooms having _____ beds. Girls _____ rooms having _____ beds.	Old Building- not in use. Plan for new building is ready.

Signatures of the Assessors

17/3/17
M. M. M. M. M.
17/3/2017
Date 17-03-2017

Signatures of Dean/Principal

Facilities for cooking & dining - Yes/No	Available - Tiffin Service Present
Daily OPD	125 OPD Sunday rotation duty, emergency available 24 hours including holiday
Specialist visits if any	---
Cold chain equipment available	Available / ILR / Deep Freeze
Survey/MCH/Immunization/FP registers	Available
Activities under the National Health Programmes	RNTCP, NVBCP, NLEP, IPPI, NACP, Immunization

3.12 Details of U.H.T.C.: Shyamnagar Place 4 Kms Distance from college

Population covered by the UHC	137383
It is affiliated to College Yes/No	Yes
Students and interns posted in batches of	4 batch
Daily OPD	145 OPD(Saturday & Monday more patient attending clinics)
Survey/MCH/Immunization/FP registers	Available. Immunized on every Monday at centre & outreach sessions on the days
Specialist visits if any	Gynecologist & Pediatrician twice a week. Roster is not available.
Deficiency if any	NIL

[Signature]
17/3/17

[Signature]
17/3/2017

[Signature]

Signatures of the Assessors

Date 17-03-2017

Signatures of Dean/Principal

3.13 CONDUCT OF III MBBS EXAMINATION *(only for recognition under 11(2))****Not Applicable***

- University which conducts Examination: Saurashtra University
 - No. of Candidates appeared in Examination:
 - The III MBBS examination (Part-II) was conducted satisfactorily: **Yes**
 - Centre for written/practical examination: Pandit Deendayal Upadhyay Medical College, Rajkot.
 - Was the standard sufficient for MBBS Examination as required by Regulations of the Medical Council of India?
-




Signatures of the Assessors



17/3/2017

Date 17-03-2017



Signatures of Dean/Principal

3.14

Medical College-Staff Strength:
Name of College:
Number of students - PG Courses (Yes)
Calculation Sheet (Date: 17/3/2017)

Department	Designation	Requirement as per MSR (UG)	Additional faculty required for running PG courses (if any)	Total (UG + PG)	Accepted	Deficiency
Anatomy	Professor	1	---	1	0	1
	Assoc. Prof.	1	---	1	4	
	Asstt.Prof.	2	---	2	5	
	Tutor	3	---	3	7	
Physiology	Professor	1	---	1	1	
	Assoc. Prof.	1	---	1	3	
	Asstt.Prof.	2	---	2	4	
	Tutor	3	---	3	7	
Biochemistry	Professor	1	---	1	1	
	Assoc. Prof.	1	---	1	1	
	Asstt.Prof.	2	---	2	2	
	Tutor	4	---	4	4	
Pharmacology	Professor	1	---	1	1	
	Assoc. Prof.	1	---	1	3	
	Asstt.Prof.	2	---	2	2	
	Tutor	3	---	3	5	
Pathology	Professor	1	---	1	1	
	Assoc. Prof.	4	1	5	7	
	Asstt.Prof.	4	1	5	6	
	Tutor	5	1	6	5	

Signatures of the Assessors

[Handwritten Signature]
17/3/17

[Handwritten Signature]
Date 17-03-2017



[Handwritten Signature]


Signatures of Dean/Principal

[Handwritten Signature]

Microbiology	Professor	1	---	1	1 (Dean)	
	Assoc. Prof.	1	---	1	3	
	Asstt.Prof.	2	---	2	3	
	Tutor	4	---	4	2	
Forensic Medicine	Professor	1	---	1	1	
	Assoc. Prof.	1	---	1	2	
	Asstt.Prof.	1	---	1	3	
	Tutor	5	---	5	5	
Community Medicine	Professor	1	---	1	1	
	Assoc. Prof.	2	---	2	3	
	Asstt.Prof.	5	---	5	5	
	Epidemio-Logist-Cum-Asstt.Prof.	1	---	1	1	
	Statistician-Cum-Tutor	1	---	1	1	
	Tutor	4	---	4	8	
General Medicine	Professor	1	---	1	1	
	Assoc. Prof.	4	1	5	6	
	Asstt.Prof.	5	4	9	9	
	Sr. Resident	5	---	5	5	
	Jr. Resident	10	---	10	20	
Paediatrics	Professor	1	---	1	1	
	Assoc. Prof.	2	1	3	3	
	Asstt.Prof.	3	2	5	5	
	Sr. Resident	3	---	3	9	
	Jr. Resident	6	---	6	11	
Tuberculosis & Respiratory Diseases	Professor	1	---	1	1	
	Assoc. Prof.	0	1	1	0	1
	Asstt.Prof.	1	---	1	1	
	Sr. Resident	1	---	1	1	
	Jr. Resident	2	---	2	9	
Dermatology,	Professor	0	1	1	2	

Signatures of the Assessors

 17/3/17
 Mucelle
 Date 17-03-2017


 Signatures of Dean/Principal




Venereology & Leprosy	Assoc. Prof.	1	---	1	0	Compensated
	Asstt.Prof.	1	---	1	1	
	Sr. Resident	1	---	1	1	
	Jr. Resident	2	---	2	11	
Psychiatry	Professor	0	1	1	1	
	Assoc. Prof.	1	---	1	1	
	Asstt.Prof.	1	---	1	1	
	Sr. Resident	1	---	1	1	
	Jr. Resident	2	---	2	11	
General Surgery	Professor	1	---	1	2	
	Assoc. Prof.	4	1	5	5	
	Asstt.Prof.	5	4	9	8	Compensated
	Sr. Resident	5	---	5	7	
	Jr. Resident	10	---	10	13	
Orthopaedics	Professor	1	---	1	1	
	Assoc. Prof.	2	1	3	3	
	Asstt.Prof.	3	2	5	5	
	Sr. Resident	3	---	3	3	
	Jr. Resident	6	---	6	11	
Oto-Rhino-Laryngology	Professor	1	---	1	1	
	Assoc. Prof.	1	---	1	2	
	Asstt.Prof.	1	---	1	1	
	Sr. Resident	1	---	1	1	
	Jr. Resident	2	---	2	6	
Ophthalmology	Professor	1	---	1	1	
	Assoc. Prof.	1	---	1	1	
	Asstt.Prof.	1	---	1	1	
	Sr. Resident	1	---	1	2	
	Jr. Resident	2	---	2	10	
Obstetrics & Gynaecology	Professor	1	---	1	3	
	Assoc. Prof.	2	1	3	7	

Signatures of the Assessors

17/3/17
Handwritten signatures and dates
 Date 17-03-2017

Signatures of Dean/Principal

Handwritten signature


	Asstt.Prof.	3	2	5	5	
	Sr. Resident	3	---	3	4	
	Jr. Resident	6	---	6	13	
Anaesthesiology	Professor	1	---	1	1	
	Assoc. Prof.	3	1	4	5	
	Asstt.Prof.	5	1	6	6	
	Sr. Resident	3	1	4	4	
	Jr. Resident	6	---	6	23	
Radio-Diagnosis	Professor	1	---	1	1	
	Assoc. Prof.	1	1	2	1	
	Asstt.Prof.	1	1	2	3	
	Sr. Resident	3	1	4	4	
Dentistry	Professor	1	---	1	1	
	Assoc. Prof.	1	---	1	1	
	Asstt.Prof.	1	---	1	0	1
	Tutor/JR	1	---	1	5	

Deficiency chart:

Department	Professor	Asso. Prof	Asst. Prof.	Tutors	SR	JR
Anatomy	1					
Physiology						
Bio chemistry						
Pharmacology						

[Handwritten signatures and dates]
 17/3/17
 Mucillo
 17/3/2017



Signatures of the Assessors

Date 17-03-2017



[Handwritten signature]
 20/3/2017
[Handwritten signature]

Signatures of Dean/Principal

Department	Professor	Asso. Prof	Asst. Prof.	Tutors	SR	JR
Pathology						
Microbiology						
Forensic Medicine						
Community Medicine						
Gen. Medicine						
Paediatrics						
Tb and Chest		1				
Dermatology						
Psychiatry						
Gen Surgery						
Orthopaedics						
ENT						
Ophthalmology						
Ob-Gy						

 17/3/17.
 M. M. Chetty
 17/3/2017

Date 17-03-2017

Signatures of Dean/Principal

Signatures of the Assessors

Department	Professor	Asso. Prof.	Asst. Prof.	Tutors	SR	JR
Anaesthesiology						
Radiology						
Dentistry			1			
Total						

Notes:**For purpose of working out the deficiency:**

(1) The deficiency of teaching faculty and Resident Doctors shall be counted separately.

(A) For Teaching Faculty:

(a) For calculating the deficiency of faculty, Prof., Assoc Prof., Asst. Prof & Tutor in respective departments shall be counted together.

(b) Any excess teaching faculty in higher cadre can compensate the deficiency of lower cadre of the same department only.

(c) Any excess teaching faculty of lower cadre/ category in any department cannot compensate the deficiency of any teaching faculty in the higher cadre/category of the same department or any other department. e.g. excess of Assistant Professor cannot compensate the deficiency of Associate Professor or Professor.

(d) Excess/Extra teaching faculty of any department cannot compensate the deficiency of any teaching faculty in any other department.

[Handwritten Signature]
17/3/17

[Handwritten Signature]
Date 17-03-2017

[Handwritten Signature]
[Handwritten Signature]

Signatures of the Assessors

Date 17-03-2017

Signatures of Dean/Principal

(B) For Resident Doctors:
(a) Excess of SR can be compensated to the deficiency of JR of the same department only.
(b) Excess SR/JR of any department cannot compensate the deficiency of SR/JR in any other department.
(c) Any excess of JR cannot compensate the deficiency of SR in same or any other department.
(d) Any excess/ extra teaching faculty of same or any other department cannot compensate the deficiency of SR/JR. e.g. excess of Assistant Professor cannot compensate the deficiency of SR or JR.
(2) A separate department of Dentistry/Dental faculty is not required where a dental college is available in same campus/city and run by the same management.
(3) Colleges running PG program require additional staff, beds & other requirements as per the PG Regulations - 2000.

3.15 Details of Faculty/Residents not counted/accepted.

(Only faculty/residents who signed attendance sheet before 11:00 am on the first day of assessment should be verified. (In case of Junior Residents/Senior Residents on night duty, 12:00 noon.) No verification of Declaration forms should be done for the faculty/residents coming after 11:00 am of the first day of assessment)

Sr. No	Name	Designation	Department	Remarks/Reasons for Not Considering

3.16 1) Deficiency of Teaching Faculty: 1.84 %

2) Deficiency of Resident doctors: 0 %

Signatures of the Assessors

[Handwritten signatures]
Date 17-03-2017

Signatures of Dean/Principal


[Handwritten signatures]


Summary of Assessment

1. Pandit Deendayal Upadhyay Medical College, Rajkot (College Name), is run by Government
2. The college has got 5th renewal from GOI/MCI with intake of 150 seats for last academic year 2016-17.
3. Type of assessment: Recognition No. of seats: 150
4. PG courses : Yes
5. Deficiency of the infrastructure of college and hospital If any: Pl. mention category wise;- All clinical departments are scattered in 5 different buildings. A plan of new 8 storied building containing all clinical departments under one roof is attached as **Annexure E**
6. Deficiency of clinical material If any: Pl mention category wise; -Adequate.
7. Deficiency of teaching staff if any:
Shortage of teaching faculty is 1.84%
8. Deficiency of resident doctors if any:
Shortage of resident doctors is 0%


Any other Remarks-


- The Post of the professor of department of microbiology is held by the Dean and post of suprintendent is held by the professor of department of ENT but the charge of respective departments has been assigned to associate profesors. **Annexure D.**
- Librarian post is vacant. Assistant librarian is holding the charge **Annexure - F**



17/3/17.


17/3/2017

Date 17-03-2017




Signatures of Dean/Principal



175093
31-01-17

MEDICAL COUNCIL OF INDIA

STANDARD INSPECTION FORM

FORM - C

On the

Final M.B.B.S. Examination of Saurashtra University

In the subject of

GENERAL MEDICINE

held at

Pandit Dindayal Upadhyay Government Medical College,

Rajkot, GUJARAT

[Signature]
30/1/17

[Signature]
DEAN
P.D.U. Medical College
RAJKOT

[Signature]
30/1/17

1. Date of Inspection : 30 Jan 2017
2. Names of Inspectors : 1. Dr. P. Venkata Krishna;
Prof. of General Medicine,
Siddhartha Medical College, Vijaywada, A.P.
2. Dr. Dr. Dinesh H. N.
Prof. of General Surgery
Mysore Medical College,
Mysore, Karnataka
3. Date of last Inspection/Visitation : 21ST & 22ND July, 2016
4. Name of last inspectors/Visitors : 1) Dr. Nemai Ch. Nath
2) Dr. B. Devanand
3) Dr. Raghavendra Babu Y.P.

Defects pointed out in the last inspection/visitation if any	Remarks by the University
<p style="text-align: center;">NIL</p> <p>(Evaluation of process of examination is first time and was not done previously)</p>	<p style="text-align: center;">NIL</p>

[Signature]
30/1/17

2

[Signature]
DEAN
P.D.U. Medical College
RAJKOT

[Signature]
30/1/17

A. <u>Scheme of Examination</u>	1.	Theory- 2 papers	Marks allotted
		Paper-1	60
		Paper-2	60
		Total	120
	2.	Clinical/practical	80
	3.	Oral	40
	Total	240	
	Minimum marks for Passing the Exam.	50%	

I-Theory

1.Theory paper	Subject	Time for the paper <i>(Annexure-I: copy of papers)</i>
Paper 1	General Medicine	3 Hours
Paper 2	General Medicine	3 Hours
2. Dates on which conducted	:	Paper 1 : 05/01/2017. Paper 2 : 07/01/2017.
3. Where conducted	:	Examination Hall, P.D.U. Medical College, Rajkot.
4. Invigilation arrangements	:	Satisfactory <i>(Annexure-II : Invigilators List)</i>
5. No. of candidates appeared	:	130
6. Papers setters	:	<i>(Annexure-III-A:Appointment Letters)</i> <i>(Annexure-III-B : C.V. of theory paper setters)</i>

Name & qualification	Designation	Experience as Examiner
1] Dr. D. J. Vatsaraj	Prof. & HoD, Medicine	As per Annexure
2] Dr. S. K. Gadhvicharan	Prof.(Add.), Medicine	As per Annexure
3] Dr. Jyotin Shah	Prof., Medicine	As per Annexure

Ysm
30/1/17

3
Sharma
DEAN
P.D.U. Medical College
RAJKOT

P. K. K. K.
30/1/17

Remarks by the Inspectors/Visitors regarding

- | | |
|--|---|
| a) Nature of the questions. | Descriptive (Short notes) |
| b) Do they cover the whole field of prescribed curriculum | Yes |
| c) What is the standard displayed in the answers. | Cannot be commented as the answer scripts are in the University for central evaluation |
| d) What is the nature of assessment. | will be assessed both by the internal and external examiners- central assessment in the university hall under monitoring in Saurashtra University, Rajkot. |
| e) What is the minimum percentage necessary for passing the theory examination | 50% |
| f) What percentage of marks obtained at periodical examinations conducted during the course is carried forwarded to the final examination. | 20% |
| g) Method of assessment of examination Conducted during the course of study to be clearly stated. | 2 terminals and 1 preliminary examination. |
| h) How has it influenced the result at the final examination | Positively.
(Annexure-IV : internal examination marks) |

II. Practical/clinical

How is the practical examination conducted give details.

Candidates are allotted one long case and two short cases, and given prescribed time to study the case, followed by clinical/bedside assessment by a pair of internal & external examiners.

Additionally, candidates appear for viva voce on two separate tables.

Does the practical cover the different branches of the subject? **Yes**

[Signature]
30/1/17

[Signature]
DEAN
P.D.U. Medical College.
RAJKOT

[Signature]
30/1/17

a) Time allotted for section.

Long case- **Preparation 45 Minutes**
Presentation 15 Minutes

Short case-I- **Preparation 20 Minutes**
Presentation 8-10 Minutes

Short case-II- **Preparation 20 Minutes**
Presentation 8-10 Minutes

Viva Voce **Table -I : 8-10 Minutes**
Table -II : 8-10 Minutes

b) Examiners **(Annexure-V-A : Appointment Letters)**
(Annexure-V-B : C.V. of examiners)

Names & Qualification	Designation	Experience as examiner
Internal		
1] Dr. Arti Trivedi	Prof.(Add.) in Medicine	As per Annexure
2] Dr. Rahul Gambhir	Asso. Prof. in Medicine	As per Annexure
3] Dr. Ami Trivedi	Asso. Prof. in Medicine	As per Annexure
External		
1] Dr. Anil Joshi	Prof. in Medicine	As per Annexure
2] Dr. Smita Trivedi	Prof. in Medicine	As per Annexure
3] Dr. Chandrakant Raibhoge	Asso. Prof. in Medicine	As per Annexure

Mode & conduct of practical
Is it in batches or otherwise **As per time table**
In batches } **(Annexure-VI :
Batch-wise time
table of practical
examination).**

c) Are there other centers where the
Examination is conducted by the same University? **Yes**

If so, where? : **Jamnagar & Surendranagar.**

i) Do the same examiners conduct the examination in other centers too?
Not all, some may be common.

ii) If not what steps are taken to ensure uniformity of standard.

[Signature]
30/1/17

[Signature]
DEAN
P.D.U. Medical College,
RAJKOT

[Signature]
30/1/17

Set of internal and external examiners are appointed by rotation regularly at every centre with uniformity. Some examiners may be appointed at more than one centre.

50% are external examiners of equal qualifications at all centres.
50% are internal examiners of equal qualifications at all centres.

- d) Date of Examination : 30/01/2017 to 02/02/2017.
(Refer Annexure-VII : Time Table of clinical examination).
- e) Date and time when the examination was inspected. : 30 Jan 2017
- f) Are the invigilation arrangements satisfactory? : Yes
(Refer Annexure-II)
- g) No. of candidates appeared. : 35 Students on day of assesment
- h) Number & type of questions (a copy of the question paper may be attached)
Questions about etiological factors, clinical features, investigations, management, prognosis, etc of various medical diseases.
(Refer Annexure-I).
- i) What is the minimum percentage of required for passing. : 50%

Clinical

1. Date of Examination. : 30/01/2017 to 02/02/2017.
2. Date & time when the examination was inspected. : 30 Jan 2017
3. Are the invigilation arrangements satisfactory? : Yes (Annexure-VIII : Practical invigilation arrangements).
4. No. of candidates appeared. : 35 Students on day of assesment

[Handwritten signature]
30/1/17

6
[Handwritten signature]
DEAN
P.D.U. Medical College,
RAJKOT

[Handwritten signature]
30/1/17

5. Long cases**One**

- 1] Type of cases given (list may be attached) *(Annexure IX : list of cases)*
- 2] Time allotted for study of the case. **Long case – 45 Minutes**
Short case – 20 Minutes each
- 3] Nature of Discussion of case by the candidate
At length, including history, clinical examination, differential diagnosis, investigation, treatment and management.
- 4] Time of discussion **Long case – 15 Minutes**
Short case – 8-10 Minutes each
- 5] Was the discussion fair, searching and sufficient practical? **Yes**

6. Short Cases

1. Type of cases given (List may be attached). *(Annexure X : list of cases)*
2. How many cases were given to each candidate? **Two cases**
3. How long did examination in short cases last for each Candidate?
8-10 Minutes.
4. Standard displayed by the candidates in general in the clinical part of the examination. **Satisfactory.**
5. How was the assessment done?
In brief, including history taking, clinical examination, differential diagnosis, investigations and management.
6. Was it done jointly by more than one Examiner?
Yes, by a pair of one internal and one external examiner.
7. How many marks are allotted for clinical examination?
Long case – 40 Marks
Short case I – 20 marks
Short case II – 20 marks
8. What is the minimum percentage for passing the clinical part?
50% of total

JAM
30/1/17

Wani
DEAN
P.D.U. Medical College
RAJKOT

Abhish
30/1/17

9. Are marks obtained in any other part of the examination added on to that obtained in the clinical examination?

No

10. Are marks given for clinical works done in the wards added on to the marks obtained in the clinical examination?

Yes. internal assessment marks (refer Annexure-IV)

11. If so, to what extent?

20% (as calculated from 2 terminal and 1 preliminary examination).

12. How has it influenced the result at the final examination? **Positively.**

(Method of assessment of clinical work in the wards may be clearly stated).

III-VIVA-VOCE

1. What did it consist of

(Give extent of coverage of subject)

X-rays, ECGs, ward procedures, medical equipment and instruments, medical emergencies, drugs, etc. and viva covering the whole curriculum.

2. How was it conducted?

Jointly by a pair of internal and external examiners.

Table I – X-ray, ECG, drugs.

Table II – Ward procedure, instruments, medical emergencies.

3. What was the standard? : **Good**

4. What was the nature of assessment? **Good**

5. Was it done jointly by more than one examiner? **Yes**

(By a pair of internal and external examiners)

6. How are the marks obtained in different parts of the examination grouped?

Marks of 1 long case + 2 short cases + 2 table viva.

7. What is the minimum for passing in each and in the grand total? **50%**

[Handwritten signature]
30/1/17

8
[Handwritten signature]
BEW
P.D.U. Medical College
RAJKOT

[Handwritten signature]
30/1/17

8. Results for the last three years.

9. No. of students appeared?

10.No. of students passed?

Examination	No. of students appeared	No. of students passed	Percentage
Jan-2014	77	70	90.91
Jul-2014	22	22	100.00
Jan-2015	92	88	95.65
Jul-2015	28	26	92.86
Jan-2016	91	85	93.41
Jul-2016	13	13	100.00

11.Other remarks if any.:

Marks distribution for the present batch is now according to Saurashtra University rules(Viva-40 marks and Bed side clinicals-80 marks). However, Marks distribution as per MCI rules and regulations is ammended by the University from the batch of 2016. (copy enclosed)

Conclusions :


Was the examination conducted satisfactorily? **Yes**

Was the standard sufficient for the M.B.B.S. examination as required by Regulations of the Medical Council of India? **Yes**


Signature of Assesors:

Date: 30 Jan 2017

Place: Rajkot, Gujarat


Dr. Dinesh.H.N.


P.Venkata krishna



MEDICAL COUNCIL OF INDIA

STANDARD INSPECTION FORM

FORM - C

On the

Final M.B.B.S. Examination of **Saurashtra** University

In the subject of

Pediatrics

held at

P D U Govt. Medical college

Place: **Rajkot**

JAM
30/1/17

1

Habib

Wan
DEAN
P.D.U. Medical College
RAJKOT

1. Date of Inspection : 30 Jan 2017
2. Names of Inspectors : 1. Dr. P. Venkata Krishna;
Prof. of General Medicine,
Siddhartha Medical College, Vijaywada, A.P.
2. Dr. Dr. Dinesh H. N.
Prof. of General Surgery
Mysore Medical College,
Mysore, Karnataka
3. Date of last Inspection/Visitation : 21st & 22nd July 2016
4. Name of last inspectors/Visitors : 1) Dr. Nemai Ch. Nath
2) Dr. B. Devanand
3) Dr. Raghavendra Babu Y.P.

Defects pointed out in the last inspection/visitation if any	Remarks by the University
<p style="text-align: center;">-</p> <p>(Evaluation of process of examination is first time and was not done previously)</p>	<p style="text-align: center;">-</p>

[Handwritten Signature]
30/1/17

[Handwritten Signature]

[Handwritten Signature]
DEAN
P.D.U. Medical College
RAJKOT

A. Scheme of Examination

1. Theory 40 Marks allotted
2. Clinical/practical 30
3. Oral 10

Minimum marks for Passing the Exam. 50%

B. Theory

- | 1. Theory paper | Subject | Time for the paper (1 copy of each of the papers may be attached). Annexure- 1 |
|-----------------|----------------------------------|--|
| No. 1 | Pediatrics including neonatology | 90 mins. |
| No. 2 | NIL | |
2. Dates on which conducted :18/01/2017
 3. Where conducted :Exam hall, fourth floor, PDU Medical College
 4. Invigilation arrangements :As per Annexure 2
 5. No. of candidates appeared :132

JSM
30/1/17

H. K. Kishore

6. Papers setters

: Annexure -3

Name & qualification	Designation	Experience as Examiner
1. Dr. Parikh Yogesh, MD Pediatrics	Professor and Head	9 Years 8 Months
2. Dr. Mauliya Bharat, MD Pediatrics	Professor	10 Years 6 Months
3. Dr. Dabhi Chetan, MD Pediatrics	Associate Professor	6 Years 2 Months

Remarks by the Inspectors/Visitors regarding

- a) Nature of the questions: **Essay, Short Notes having the choices of questions.**
- b) Do they cover the whole filed of prescribed curriculum: **YES**
- c) What is the standard displayed in the answers.: **Cannot be commented as the answer scripts are in the University for central evaluation**
- d) What is the nature of assessment: **will be assessed both by the internal and external examiners- central assessment in the university hall under monitoring in Saurashtra University, Rajkot.**
- e) What is the minimum percentage necessary for passing the theory examination: **50%**
- f) What percentage of marks obtained at periodical examinations conducted during the course is carried forwarded to the final examination.: **20%**
- g) Method of assessment of examination conducted During the course of study to be clearly stated: **Two periodical exams taken minimum 35% requiring for qualification for university exam which is taken as per MCI guideline: Details given in Annexure 4**
- h) How has it influenced the result at the final examination: **positively. Improve the result of final examination as 20 % marks of internal examinations are added to the external (University) examination**

Sum
30/1/17

4

1/2/17

Sum
DEAN
P.D.U. Medical College,
RAJKOT

II. Practical/clinical

How is the practical examination conducted give details.

Candidates are allotted one Long case and one Short case and given prescribed time to study the case, followed by clinical / bedside assessment by a pair of internal & external examiners.

Additionally, candidates undergo viva voce on two separate tables as per saurashtra university, Rajkot, Gujarat guidelines

Does the practical cover the different branches of the subject?

Yes, pediatrics and neonatology

a) Time allotted for section.

Cases	Time:	Preparation	Discussion
Clinical case : 1		45 minutes	20-25 minutes
Short case including neonate		20 minutes	10-15 minutes

b) Examiners : As per Annexure -5

	Names & qualification	Designation	Experience as examiner
Internal	1. Dr. Parikh Yogesh, MD Pediatrics	Professor and Head	9 Years 8 Months
	2. Dr. Aarti Makwana, MD Pediatrics	Associate Professor	3 ½ Years
	3. Dr. Mitul Kalathia, MD Pediatrics	Assistant Professor	1 Year ,10 Months
External	1. Dr.Srikanta Basu	Professor	14 Years
	2. Dr.Pradeep Kumar Meena	Professor	6 Years 8 Months
	3. Dr.Rakesh Sharma	Professor	14 Years

30/1/17

5

P. K. Meena

Dean
DEAN
P.D.U. Medical College
RAJKOT

--	--	--	--

Mode & conduct of practical: clinical cases taken by external and internal examiners as per time table by university and as per MCI guidelines

Is it in batches or otherwise. **Yes in batches : As per Annexure 6**

- c) Are there other centers where the Examination is conducted by the same University?
YES

If so, where?

1. Shri M P Shah Medical College, Jamnagar.
2. C U Shah Medical College, Surendranagar.

- i) Do the same examiners conduct the examination in other centers too?

NO (Some examiners are common)

- ii) If not what steps are taken to ensure uniformity of standard.

Set of internal and external examiners are appointed by rotation regularly at every centre with uniformity. Some examiners appointed at more than one centre.

- **50 % are internal examiners of equal qualification at all centers.**
- **50 % are external examiners of equal qualification at all centers.**

- d) Date of Examination: 30/1/2017 -02/02/2017 As per Annexure -7

- e) Date and time when the examination was inspected. 30 Jan 2017

- f) Are the invigilation arrangements satisfactory?
YES

- g) No. of candidates appeared. 35 on the day of assessment

- h) Number & type of questions (a copy of the question paper may be attached)
Questions asked on history, examination, investigations and treatment of each candidate

- j) What is the minimum percentage of required for passing. : **50%**

30/1/17
30/1/17
10-11-17

[Signature]
DEAN
P.D.U. Medical College
RAJKOT

Clinical

1. Date of Examination. 30-01-2017 to 02-02-2017
2. Date & time when the examination was inspected. 30 Jan 2017
3. Are the invigilation arrangements satisfactory? **YES**
4. No. of candidates appeared. 35
5. Long cases : List enclosed
6. Type of cases given (list may be attached) : As per Annexure 9
7. Time allotted for study of the case. **45 minutes each**
8. Nature of Discussion of case by the candidate: **satisfactory. By way of questioning and answers regarding the clinical and laboratory/diagnostic and management.**
9. Time of discussion: **20-25 minutes**
10. Was the discussion fair, searching and sufficient practical? **YES**

Short Cases

1. Type of cases*given (List may be attached).: **List attached (including neonatal cases) As per Annexure 10**
2. How many cases were given to each candidate? **ONE**
3. How long did examination in short cases last for each Candidate?
10-12 MINUTES
4. Standard displayed by the candidates in general in the clinical part of the examination. **Satisfactory**
5. How was the assessment done?
By way of questioning and answers regarding the clinical (by asking demonstration of clinical signs) and laboratory/diagnostic and management.
6. Was it done jointly by more than one Examiner?
Jointly (Pair of internal and external examiner)
7. How many marks are allotted for clinical examination?

JSM
30/1/17

A. V. B. M. M. M.

7

Wani
DEAN
P.D.U. Medical College
RAJKOT

Long case 20 marks and short case 10 marks

8. What is the minimum percentage for passing the clinical part? **50%**
9. Are marks obtained in any other part of the examination added on to that obtained in the clinical examination? : **No**
10. Are marks given for clinical works done in the wards added on to the marks obtained in the clinical examination?
Yes. Internal assessment marks
11. If so, to what extent?: **20%**
12. How has it influenced the result at the final examination?: **positively**

(Method of assessment of clinical work in the wards may be clearly stated).

VIVA-VOICE

1. What did it consist of : 10 marks
(Give extent of coverage of subject)
Tables contains drugs, vaccines, nutrition, instruments, radiology, neonatal resuscitation etc.
2. How was it conducted? **Satisfactorily, as per University guidelines**
3. What was the standard? **Good**
4. What was the nature of assessment? **Answering questions, demonstrating drugs, instruments, x rays covering all the systems and recent advances and immunization also.**
5. Was it done jointly by more than one examiner?
Yes, one internal and one external examiner in pair
6. How are the marks obtained in different parts of the examination grouped?
Marks of one long case + one Short cases + two Viva are grouped together.
7. What is the minimum for passing in each and in the grand total? **50%**

Sum
30/1/17
Walt made

Mani
DEAN
P.D.U. Medical College
RAJKOT

8. Results for the last three years.

9. No. of students appeared?

10. No. of students passed?

Examination	No. of students appeared	No. of students passed	Percentage
Jan-2014	72	72	100.00
Jul-2014	20	16	80.00
Jan-2015	96	95	98.96
Jul-2015	23	22	95.65
Jan-2016	89	87	97.75
Jul-2016	11	7	63.64

11. Other remarks if any.

Marks distribution for the present batch is now according to Saurashtra University rules (Viva-40 marks and Bed side clinicals-80 marks). However, Marks distribution as per MCI rules and regulations is amended by the University from the batch of 2016. (copy enclosed)

Conclusions :

Was the examination conducted satisfactorily? **Yes**


Was the standard sufficient for the M.B.B.S. examination as required by Regulations of the Medical Council of India? **Yes**



Signature of Assessors:


Date: 30 Jan 2017

Place: Rajkot, Gujarat


30/1/17
Dr. Dinesh.H.N.


P. Venkata Krishna


DEAN
P.D.U. Medical College
RAJKOT

(6/1/17)



MEDICAL COUNCIL OF INDIA

STANDARD INSPECTION FORM

FORM - C

On the

Final M.B.B.S. Examination of Saurashtra University

In the subject of

General Surgery

held at

Pandit Deendayal Upadhyay Medical College,

Rajkot. GUJARAT

[Handwritten signature]
30/1/17

[Handwritten signature]
1
DEAN
P.D.U. Medical College,
RAJKOT

[Handwritten signature]
30/1/17

1. Date of Inspection : 30 Jan 2017
2. Names of Inspectors : 1. Dr. P. Venkata Krishna;
Prof. of General Medicine,
Siddhartha Medical College, Vijaywada, A.P.
2. Dr. Dr. Dinesh H. N.
Prof. of General Surgery
Mysore Medical College,
Mysore, Karnataka
3. Date of last Inspection/Visitation : 21st & 22nd July 2016
4. Name of last inspectors/Visitors : 1) Dr. Nemai Ch. Nath
2) Dr. B. Devanand
3) Dr. Raghavendra Babu Y.P.

Defects pointed out in the last inspection/visitation if any	Remarks by the University
<p style="text-align: center;">NIL</p> <p>(Evaluation of process of examination is first time and was not done previously)</p>	<p style="text-align: center;">NIL</p>

[Signature]
30/1/17

2
[Signature]
DANN
P.D.U. Medical College
RAJKOT

[Signature]
30/1/2017

A. **Scheme of Examination**

	Marks allotted
1. Theory – 2 Papers	160
Paper – 1	80 (Orthopedics-40)
Paper – 2	80
2. Clinical/practical	80
3. Oral	80
Minimum marks for Passing the Exam.	50 %

B. **Theory**

- | 1. Theory paper | Subject | Time for the paper (1 copy of each of the papers may be attached). (Annexure-I) |
|-----------------|--|--|
| No. 1 | Surgery (Including Orthopedics & Anesthesiology) | 3 Hours |
| No. 2 | Surgery | 3 Hours |
2. Dates on which conducted : 10th & 12th January 2016
3. Where conducted : Examination Hall, P. D. U. Medical College, Rajkot.
4. Invigilation arrangements : Satisfactory
Supervisors List Attached (**Annexure-II**)
5. No. of candidates appeared : 141

[Signature]
30/1/17

3
[Signature]
DEAN
P.D.U. Medical College,
RAJKOT

[Signature]
30/1/17

6. Papers setters

: (Annexure-III-A) Appointment Letter

Name & qualification	Designation	Experience as Examiner
Dr. Harsh Trivedi M.B.B.S., M.S. (General Surgery)	Professor	12 years
Dr. Bhavesh V Vaishnani M.B.B.S., M.S. (General Surgery)	Associate Professor	5 Years
Dr. Iliyas A Juneja M.B.B.S., M.S. (General Surgery)	Associate Professor	1 Year
Dr. Kishan D. Shah M.B.B.S., M.S. (General Surgery)	Associate Professor	11 Years
Dr. Dipak Parmar M.B.B.S., M.S. (Orthopedics)	Associate Professor	9 years
Dr. Nikunj Maru M.B.B.S., M.S. (Orthopedics)	Associate Professor	2 years

Biodata of theory paper satters (Annexure-III-B)

Remarks by the Inspectors/Visitors regarding

- a) Nature of the questions. **Descriptive (short notes ranging from 4 to 6 marks)**
- b) Do they cover the whole filed of prescribed curriculum **Yes**
- c) What is the standard displayed in the answers.: **Cannot be commented as the answer scripts are in the University for central evaluation**
- d) What is the nature of assessment: will be assessed both by the internal and external examiners- central assessment in the university hall under monitoring in Saurashtra University, Rajkot.
- e) What is the minimum percentage necessary for passing the theory examination **50 %**
- f) What percentage of marks obtained at periodical examinations conducted during the course is carried forwarded to the final examination. **20 %**
- g) Method of assessment of examination conducted

[Signature]
30/11/17

4
[Signature]
DEAN
R.D.U. Medical College,
RAJKOT

[Signature]
30/11/17

During the course of study to be clearly stated.

Two terminal and one preliminary examination

h) How has it influenced the result at the final examination

Improve the result of final examination as 20 % marks of internal examinations are added to the external (University) examination (Annexure - IV)

II. Practical/clinical

How is the practical examination conducted give details.

Candidates are allotted one Long case and two Short case and given prescribe time to study the case, followed by clinical / bedside assessment by a pair of internal & external examiners.

Additionally, candidates undergo viva voce on two separate tables.

Does the practical cover the different branches of the subject? **Yes**

a) Time allotted for section.

Long Case -	Preparation 45 Minutes Presentation 15 Minutes
Short Case - I -	Preparation 20 Minutes Viva 10 Minutes
Short Case - II -	Preparation 20 Minutes Viva 10 Minutes
Viva -	Table - I - 10 Minutes Table - II - 10 Minutes

[Signature]
30/1/17

5
[Signature]
P.D.U. Medical College
RAJKOT

[Signature]
3-1/17

b) Examiners (Annexure - V-A) Appointment Letter

	Names & qualification	Designation	Experience as examiner
Internal	Dr. Jatin G. Bhatt M.B.B.S., M.S. (General Surgery)	Professor & Head	18 Years
	Dr. Ajay M. Rajyaguru M.B.B.S., M.S. (General Surgery)	Associate Professor	8 Years
	Dr. Jignesh P. Dave M.B.B.S., M.S. (General Surgery)	Associate Professor	4 Years
	Dr. Viral G. Sangani M.B.B.S., M.S. (General Surgery)	Assistant Professor	5 Years
External	Dr. Siddharth P. Dubhashi M.B.B.S., M.S. (General Surgery)	Professor	8 Years
	Dr. Mahesh Mangal M.B.B.S., M.S. (General Surgery)	Professor	8 Years
	Dr. Rege Sameer Ashok M.B.B.S., M.S. (General Surgery)	Associate Professor	11 Years
	Dr Sandhya Iyer M.B.B.S., M.S. (General Surgery)	Associate Professor	12 Years

Biodata of Practical Examiner (Annexure-V-B)

Mode & conduct of practical.

As per time table

Is it in batches or otherwise.

in Batches (Annexure - VI)

c) Are there other centers where the Examination is conducted by the same University? **Yes**

If so, where? **Jamnagar & Surendranagar, Gujarat**

i) Do the same examiners conduct the examination in other centers too? **No**
(Some examiners are common)

ii) If not what steps are taken to ensure uniformity of standard.
Set of internal and external examiners are appointed by University from panel of qualified examiners on rotation regularly at every centre with uniformity. some examiners appointed at more than one centre.

- **50 % are internal examiner of equal qualification at all centers.**
- **50 % are external examiner of equal qualification at all centers.**

[Signature]
30/1/17

6
[Signature]
DEAN
P.D.U. Medical College,
RAJKOT


[Signature]
30/1/17

- d) Date of Examination **30th January 2017 to 2nd February 2017**
(Practical Examination time table attached)
(Annexure – VII)
- e) Date and time when the examination was inspected. 30 Jan 2017
- f) Are the invigilation arrangements satisfactory? **Yes (Annexure – II)**
- g) No. of candidates appeared. **Total - 141, 35 Students on the day of**
assessment. List Enclosed
- h) Number & type of questions (a copy of the question paper may be attached)
Questions about etiological factors, clinical features, investigations,
management, prognosis etc of important diseases (Annexure – I)
- i) What is the minimum percentage of required for passing. **50 %**

Clinical

1. Date of Examination. **30th January 2017 to 2nd February 2017**
2. Date & time when the examination was inspected. 30 Jan 2017
3. Are the invigilation arrangements satisfactory? **Yes**
4. No. of candidates appeared. **Total - 141, 35 Students on the day of**
assessment. List Enclosed
5. Long cases **One**

Sum
30/1/17

7



Practical work
2-11/17

6. Type of cases given (list may be attached) (Annexure - IX)
7. Time allotted for study of the case.
Long Case - Preparation 45 Minutes & Viva 15 Minutes
Short Case - I - Preparation 20 Minutes & Viva 10 Minutes
Short Case - II - Preparation 20 Minutes & Viva 10 Minutes
8. Nature of Discussion of case by the candidate
At length, including History, clinical examination, differential diagnosis, investigations, treatment & management.
9. Time of discussion **Long Case - 15 Minutes**
Short Case - 10 Minutes for Each Case.
10. Was the discussion fair, searching and sufficient practical?
Yes, Satisfactory

Short Cases

1. Type of cases given (List may be attached). (Annexure - X)
2. How many cases were given to each candidate? **2 Cases**
3. How long did examination in short cases last for each Candidate?
10 Minutes.
4. Standard displayed by the candidates in general in the clinical part of the examination. **Satisfactory**
5. How was the assessment done?
In brief, including history taking, clinical examination, differential diagnosis, investigations and management.
6. Was it done jointly by more than one Examiner?
Yes, by pair of one internal and one external examiner.
7. How may marks are allotted for clinical examination?
Long Case - 40 Marks.
Short Case - I - 20 Marks.

Jam
30/1/17

8

 DEAN
 P.D.U. Medical College
 RAJKOT

10 alt with
30/1/17

Short Case - II - 20 Marks.

8. What is the minimum percentage for passing the clinical part?
50 % of total of clinical examination & Viva Voice.
9. Are marks obtained in any other part of the examination added on to that obtained in the clinical examination?
No
10. Are marks given for clinical works done in the wards added on to the marks obtained in the clinical examination?
Yes, Internal assessment marks
11. If so, to what extent? **The internal assessment is calculated from two terminal and one preliminary examination by the department. - 20 %**
12. How has it influenced the result at the final examination?
20 % Marks obtained in internal examination are added to the University examination and it influences positively.

(Method of assessment of clinical work in the wards may be clearly stated).

Marks obtained in internal examination (maximum 20 %) are added to the final examination.

VIVA-VOICE

1. What did it consist of
(Give extent of coverage of subject)
Surgical pathology specimen, x-rays, ward procedures, surgical equipments & instruments operative procedures, drugs and viva covering syllabus including surgical emergencies and their management.
2. How was it conducted?
Jointly by a pair of internal and external examiners. - Two Tables
Table - I - X-Rays, Specimens, Bones
Table - II - Ward Procedures Surgical Equipments and instruments, Solutions, Sutures, Operative Procedures.
3. What was the standard? **Very good**
4. What was the nature of assessment? **Satisfactory**

Jam
30/1/17

9
Wani

Abell
20/1/17

5. Was it done jointly by more than one examiner?
Yes, by a pair of internal and external examiners.
6. How are the marks obtained in different parts of the examination grouped?
Marks of one long case + two Short cases + two Viva are grouped together.
7. What is the minimum for passing in each and in the grand total?
50 % of total

Examination	No. of students appeared	No. of students passed	Percentage
Jan-2014	79	61	77.22
Jul-2014	34	24	70.59
Jan-2015	98	86	87.76
Jul-2015	31	26	83.87
Jan-2016	93	79	84.95
Jul-2016	19	8	42.11

11. Other remarks if any.

The Practical exam was taken by four internal and external examiners. Orthopedic clinical part was assessed by the Examiners of General Surgery by asking questions regarding bones, Orthopedic instruments, Orthopedic X-Rays and specimens. Orthopedic surgeon was involved in paper setting and assesment.

Marks distribution for the present batch is now according to Saurashtra University rules(Viva-40 marks and Bed side clinicals-80 marks). However, Marks distribution as per MCI rules and regulations is ammended by the University from the batch of 2016. (copy enclosed)

Conclusions :

Was the examination conducted satisfactorily? **Yes**

Was the standard sufficient for the M.B.B.S. examination as required by Regulations of the Medical Council of India? **Yes**

Signature of Assesors:
Date: 30 Jan 2017
Place: Rajkot, Gujarat


Dr. Dinesh.H.N.

P.Venkata krishna

[Signature]
30/1/17

10
[Signature]
DEAN
P.D.U. Medical College,
RAJKOT

[Signature]
(Candidate)
30/1/17



MEDICAL COUNCIL OF INDIA

STANDARD INSPECTION FORM

FORM - C

On the

Final M.B.B.S. Examination of **Saurashtra** University

In the subject of

OBSTETRICS & GYNECOLOGY

held at

Pandit Deendayal Upadhyay Medical College,

Rajkot, Gujarat

1

Handwritten signature
30/1/17
Handwritten signature

Handwritten signature

DEAN
P.D.U. Medical College
RAJKOT

1. Date of Inspection : 30 Jan 2017
2. Names of Inspectors : 1. Dr. P. Venkata Krishna;
Prof. of General Medicine,
Siddhartha Medical College, Vijaywada, A.P.
2. Dr. Dr. Dinesh H. N.
Prof. of General Surgery
Mysore Medical College,
Mysore, Karnataka
3. Date of last Inspection/Visitation : 21st & 22nd July 2016
4. Name of last inspectors/Visitors : 1)Dr. Nemai Ch. Nath
2)Dr. B. Devanand
3)Dr. Raghvendra Babu Y.P.

Defects pointed out in the last inspection/visitation if any	Remarks by the University
NIL	NIL

[Handwritten Signature]
30/1/17
A. Nallababu

2

[Handwritten Signature]
DEAN
P.D.U. Medical College
RAJKOT

A. Scheme of Examination

1. Theory-One paper Marks allotted-80
2. Clinical/practical - - 50
3. Oral - 30

Minimum marks for
Passing the Exam. 50%

B. Theory

1. Theory paper	Subject	Time for the paper (1 copy of each of the papers may be attached).(Annexure 1)
Section I	Obstetrics	} 3.00 hours
Section II	Gynecology	

2. Dates on which conducted : 16/01/2017
3. Where conducted :Examination Hall, P.D.U Medical College, Rajkot
4. Invigilation arrangements :Satisfactory.
Supervisors list Attached (Annexure-II)
5. No. of candidates appeared :130
6. Papers setters :(Annexure- IIIA)Appointment letter

Name & qualification	Designation	Experience as Examiner
Dr. Kavita M Dudhrejia (M.D Gynec)	Associate Professor	9 Years
Dr. Trupti C Nayak (M.D Gynec)	Associate Professor	5 Years
Dr. Mehul T Parmar (M.S Gynec)	Associate Professor	4 Years

Biodata of Theory Paper setter : (Annexure- III B)

Jm

30/1/17

Walt...

3

Wani

DEAN
P.D.U. Medical College
RAJKOT

Remarks by the Inspectors/Visitors regarding

- a) Nature of the questions. Descriptive (Short notes ranging from 4-6 marks)
Q.1, 4 Descriptive
Q.2, 3, 5, 6 Short notes
- b) Do they cover the whole field of prescribed curriculum **Yes**
- c) What is the standard displayed in the answers.: **Cannot be commented as the answer scripts are in the University for central evaluation**
- d) What is the nature of assessment: will be **assessed both by the internal and external examiners- central assessment in the university hall under monitoring in Saurashtra University, Rajkot.**
- e) What is the minimum percentage necessary for passing the theory examination **50%**
- f) What percentage of marks obtained at periodical examinations conducted during the course is carried forwarded to the final examination. **20%**
- g) Method of assessment of examination conducted During the course of study to be clearly stated.

Two Terminal & one Preliminary Examination

- h) How has it influenced the result at the final examination

Improve the result of final examination as 20% marks of internal examinations are added to the external (University) examination. (Annexure IV)

II. Practical/clinical

How is the practical examination conducted give details.

Candidates are allotted one Obstetrics case and given prescribed time to study the case, followed by clinical/ bed side assessment by a pair of internal and external examiners.

Additionally, candidates undergo viva voce on two separate tables.

30/1/17
4

[Signature]
DEAN
R.D.U. Medical College
RAJKOT

Clinical case	Obstetric Long Case	40
	Gynec Short Case	10
Table viva	Obstetrics	10
	Gynecology	10
	Family Planning	10
Total mark		80

Does the practical cover the different branches of the subject? **YES**

a) Time allotted for section. Long case - **Preparation 30 minutes**

Exam time 10 minutes

Short case - Preparation 10 minutes

Exam time 05 minutes

Obst table - **15 minutes**

Gyn table - **15 minutes**

b) Examiners (**Annexure V-A**) appointment Letter

	Names & qualification	Designation	Experience as examiner
Internal	Dr.Kamal Goswami (M.D Gynec)	Associate Professor	6 Years
	Dr.Mona Gandhi (M.D Gynec)	Associate Professor	8 Years
	Dr.Mehul Parmar (M.S Gynec)	Associate Professor	3 Years
External	Dr.Uma Gupta (M.S Gynec)	Professor	10 Years
	Dr.Anjana Agarwal (M.S Gynec)	Professor	9 Years
	Dr.Jyotsna Potdar (M.S Gynec)	Associate Professor	4 Years

JGM
30/1/15

M. K. B. B. B.

5

[Signature]
DEAN
P.D.U. Medical College
RAJKOT

Biodata of Practical Examiner (Annexure V-B)

- Mode & conduct of practical. **As per time table**
- Is it in batches or otherwise. **in Batches (Annexure VI)**
- c) Are there other centers where the Examination is conducted by the same University? **Yes**
- If so, where? **jamnagar and Surendranagar, Gujarat**
- i) Do the same examiners conduct the examination in other centers too? **No (some examiners are common)**
- ii) If not what steps are taken to ensure uniformity of standard.
Set of internal and external examiners are appointed by University from panel of qualified examiners on rotation regularly at every centre with uniformity. some examiners appointed at more than one centre.
- **50 % are internal examiner of equal qualification at all centers.**
 - **50% are external examiner of equal qualification at all centers.**
- d) Date of Examination **30th January 2017 to 2nd February 2017 (Practical examination time table attached) (Annexure VII)**
- e) Date and time when the examination was inspected. **30 Jan 2017**
- f) Are the invigilation arrangements satisfactory? **Yes (Annexure II)**
- g) No. of candidates appeared. **35, on the day of assessment**
- h) Number & type of questions (a copy of the question paper may be attached)
Questions about etiological factors, clinical features, investigations, management, prognosis etc of important diseases (Annexure I)
- i) What is the minimum percentage of required for passing. **50%**

Clinical

1. Date of Examination. **30th January 2017 to 2nd February**
2. Date & time when the examination was inspected. **30 Jan 2017**
3. Are the invigilation arrangements satisfactory? **Yes**
4. No. of candidates appeared. **35, on the day of assessment**
5. Long cases **One**
6. Type of cases given (list may be attached) **(Annexure IX)**
7. Time allotted for study of the case. **30 minutes**

Jam
30/1/17

A. D. K. K. K.

Swan

DEAN
P.D.U. Medical College,
RAJKOT

8. Nature of Discussion of case by the candidate
History, Clinical Examination, Differential diagnosis, Investigations, Management,
9. Time of discussion **10 minutes**
10. Was the discussion fair, searching and sufficient practical? **Yes, satisfactory**

Short Cases

1. Type of cases given (List may be attached). **(Annexure X)**
2. How many cases were given to each candidate? **One**
3. How long did examination in short cases last for each Candidate?
10 minutes
4. Standard displayed by the candidates in general in the clinical part of the examination. **Satisfactory**
5. How was the assessment done?
History, Clinical Examination, Differential diagnosis, Investigations, Management,
6. Was it done jointly by more than one Examiner? **Yes, by pair of one internal and one external examiner.**
7. How many marks are allotted for clinical examination? **50**
(Long Obstetric Case-40 and Short Gynec Case 10)
8. What is the minimum percentage for passing the clinical part? **50%**
9. Are marks obtained in any other part of the examination added on to that obtained in the clinical examination?
No
10. Are marks given for clinical works done in the wards added on to the marks obtained in the clinical examination?
Yes, Internal assessment marks
11. If so, to what extent? **The internal Assessment is calculated from two terminal and one preliminary Examination by The Department. - 20%**
12. How has it influenced the result at the final examination?
20% marks obtained in internal examination are added to the university examination and it influences positively.

(Method of assessment of clinical work in the wards may be clearly stated).
Marks obtained in internal examination (maximum 20%) are added to the final Examination.

Don
30/1/17

A. K. Bhatnagar

WGA

DEAN
 P.D.U. Medical College,
 RAJKOT

VIVA-VOICE

1. What did it consist of
(Give extent of coverage of subject)
Obstetrics, Gynec and family planning (instruments, specimens, drugs, fetal skull, maternal pelvis, x rays, minor procedure.)
2. How was it conducted?
By one Internal and one External Examiners (2 pairs). one pair took Obstetrics table and another pair took Gynec and family planning table viva
3. What was the standard? **Good**
4. What was the nature of assessment? **Satisfactory**
5. Was it done jointly by more than one examiner? **Yes**
6. How are the marks obtained in different parts of the examination grouped?
Obstetrics viva : 10 marks
Gynec viva : 10 marks
Family Planning : 10 marks
7. What is the minimum for passing in each and in the grand total? **50%**

8. Results for the last three years.
9. No. of students appeared?
10. No. of students passed?

Examination	No. of students appeared	No. of students passed	Percentage
Jan-2014	75	68	90.67
Jul-2014	27	20	74.07
Jan-2015	93	79	84.95
Jul-2015	32	29	90.63
Jan-2016	92	81	88.04
Jul-2016	17	16	94.12

11. Other remarks if any. **Nil**

Conclusions :

Was the examination conducted satisfactorily? **Yes**

Was the standard sufficient for the M.B.B.S. examination as required by Regulations of the Medical Council of India? **Yes**

Signature of Assessors:
Date: 30 Jan 2017
Place: Rajkot, Gujarat

[Signature]
30/1/17
Dr. Dinesh.H.N.

[Signature]
P.Venkata krishna

[Signature]
[Signature]