

ConfidentialMEDICAL COUNCIL OF INDIA**ASSESSMENT FORM FOR 200 ADMISSIONS REPORT**

Part A-I

(to be filled by the Institution)

1.1 **Type of Assessment U/S 10A-regular/compliance** : Letter of Intent () / Letter of Permission () , 1st renewal () , 2nd renewal () , 3rd renewal () , 4th renewal () : Increase of MBBS Seats from 150 to 200

U/S 11(2) - Regular/compliance: Recognition () , U/S 19 Continuation of Recognition ()

Name of the Institution : Rangaraya Medical College

Address : Pithapuram Road, Kakinada

Telephone No. : 0884-2376206, 0884-2363401

E-mail : principal_rmc@yahoo.com

Fax : 0884-2363401


Website : www.rmckakinada.com

Management : Government / Society / Trust : Government

Applicants Regn. no. : —

Assessment Date : 05.03.2018

Last Assessment Date : 04th April, 2017



[Handwritten Signature]
PRINCIPAL
Rangaraya Medical College
KAKINADA, A.P., INDIA

Particular of Assessors

Name of the Assessors	Correspondence Address	Contact No.	Email
Dr T S Ranganath	Professor, & Head Dept of Community Bangalore Medical College & Research Institute Fort, K R Road Bangalore 560002 Karnataka	09448738819	Rranga_ts321@yahoo.co.in tsranga1969@gmail.com
Dr Tushar K Saha	Professor and Head Dept of Paediatrics Murshidabad Medical College, Murshidabad West Bengal	09836142618	drtusharkantisaha1958@gmail.com
Dr Ullhas Sudhakarrao Misal	Professor & Head Dept of Anaesthesiology Govt Medical College Aurangabad, Maharashtra	9028829461, 9421283636	ullhasmisal@gmail.com
Dr M P Sudhanshu	Professor Dept of Anatomy Patna Medical College Patna, Bihar	09431645114	mundrikaprasadsudhanshu@gmail.com

Letter of Consent from University : **Dr NTR University of Health Sciences, Vijayawada**

Validity : **2 Years**

Affiliating University Code : **106/A2/11, Dt./ 27-09-2012**

Academic Year : **2018-2019**

No. of seats as per Essentiality Certificate : **Increase of MBBS Seats from 150 to 200**

Handwritten signature
Government Medical College
KARNATAKA, A.P., INDIA

Note:

1. All rows/columns must be filled.
 2. 'Not Applicable' should be clearly written wherever a required information is not relevant.
 3. Prescribed requirements of infrastructure & faculty may be checked from the attached annexure 1& 2.
 4. All pages of the report are to be signed by all the three assessors and Dean/Principal.
 5. In LOI/LOP for increase of seats from 150-200, the requirement will be counted after stage of recognition for 50seats.
- 1.2 For LOI/LOP ONLY:**

- (a) Location: The applicant college is located in Kakinada (city) of Kakinada taluka, East Godavari district of Andhra Pradesh state.
- (b) The College has following plots of land:

Plot #	Survey #	Place	Area	Remarks if any
<u>SITE</u>	<u>BELONGS TO</u>	<u>GOVERNMENT</u>	<u>OF</u>	<u>ANDHRA PRADESH</u>

- (c) The campus is unitary/divided into two parts, if not unitary distance between parts. Two Kms.
- (d)* Attested copy of ownership certificate to be enclosed NOT APPLICABLE
- (e)* Land use conversion to Non-Agricultural. : yes/no YES



Handwritten signature
 KAKINADA, A.P., INDIA

1.3* **Building Plan approval from the competent authority : not applicable** (name of the authority and date of approval).

1.4 **Buildings:** The medical college occupies a Two storied building.

The hospital is located in a separate building. _____ yes/no. YES

OPD block is part of the hospital building/in a **two** storied separate OPD block connected by a corridor with the hospital building. Space is adequate for all teaching activities in all the departments and also for central facilities. Total floor area available is: 34576 Sq. mt.

College: 1,37,895.47 sq.mt.

Hospital (including OPD): **Total Teaching hospital carpet area is 34576 Sq. mt.**

Total Teaching hospital built up area is 48406 Sq.mt.

Area added since last inspection _____ sq.mt.

Are the staff facilities and space adequate: yes/no YES

1.5 **Nearest airport :** 60 kms. Rajahmundry

1.6 **Nearest Railway Station :** 01 kms. Kakinada Town

1.7* **Construction :** approved by _____ order no: _____ dated _____. NOT APPLICABLE

1.8* **Water Supply :** Through Kakinada Municipal Corporation / Borewells.

1.9* **Electric supply :** Sanctioned Load 230 KVA.

1.10* **Generators :** Available, Available load 100 KVA

1.11* **Drainage & sewage disposal:** CTF / SELF

CTF

Mahabaleshwar
Sangareya Medical College
KAKINADA, A.P., INDIA.

1.12 Date and number of last annual admission with details (not applicable for LOI/LOP)

1.13 Pre-requisite for admission to MBBS course, total no. of seats: 200 ANNEXURE-I

Category	No. admitted	Dates of admission	
		Commence	End
S.C.	29	10.08.2017	30.09.2017
S.T.	12	10.08.2017	30.09.2017
Backward	74	10.08.2017	30.09.2017
General	80	10.08.2017	30.09.2017
Management	--	--	--
State quota	--	--	--
Others (NRI, Sports etc.)	05	10.08.2017	30.09.2017
Total	200		

- 1)(a) Eligibility criterion as per Graduate Medical College as per Section 4 & 5 complied with? Yes / No/NA : Intermediate / 12th Class
- (b) Name of the qualifying examination
- 2) Any Admission after cut-off date? Yes / No/NA : NO
(If yes, give details) mention the cut off date
- 3) Any Admission made over & above the sanctioned seats? (If yes, give details) Yes / No/NA : No



Handwritten signature
 Registrar, Government Medical College
 Bangalore, Karnataka

1.14 Annual Budget: College

Year	2015-16	2016-17	2017-18	2018-19
Salary				
- Doctors				
- Resident Doctors				
- Other Staff	30,48,63,027-00	33,53,49,329-00	38,16,03,696-00	
Technical Training	-	-	-	
Library & Education	1,50,727-00	1,36,585-00	2,18,736-00	
Maintenance	39,660-00	39,671-00	39,671-00	
Contingencies	19,82,981-00	3,48,500-00	73,09,000-00	
Others	4,94,35,769-00	6,24,56,858-00	5,25,20,000-00	
Total	35,64,72,164-00	39,83,30,943-00	44,16,91,103-00	

Director, Medical College

 Mysore, A.P., INDIA

Hospital

Year	2015-16	2016-17	2017-18	2018-19
Salary				
- Doctors				
- Resident Doctors	17,43,83,375	22,32,65,475	24,43,76,550=00	
- Nursing Staff				
- Other Staff				
Diet	1,64,41,067	2,09,96,799	1,60,00,000=00	
Drugs	83,16,792	1,37,70,024	1,59,35,064=00	
Contingencies	94,535	1,40,000	1,50,000=00	
Others	5,21,77,834	5,56,70,000	6,66,50,000=00	
Total	25,14,13,603	31,38,42,298	34,31,11,614=00	

1.15 **Postgraduate Courses:** The institution conducts postgraduate courses as under: Enclosed Annexure II

Degree Courses:

Name of the Course	Recognition status	Number Permitted	Number admitted last year

Diploma Courses:**ENCLOSED**

Name of the Course	Recognition status	Number permitted	Number admitted last year

Department	Technician	Assistant	Attendant	Other
Radiology	8	4	4	2
Biochemistry	5	3	1	11
Microbiology	4	4	3	2
Serology	3	3	2	-
Heamatology	2	1	1	-
Histo-pathology	4	1	3	7
Cytopathology	1	1	1	-
OT	-	-	2	1
Anesthesia	8	-	-	2
Blood Bank	62	1	1	2
Labour Room	2	2	1	4
Emergency Room	1	1	1	1
CSSD	-	1	-	2
Mortuary				
Laundry	-	-	-	6 Dhobies
Electrical	1	1	-	4
Housekeeping	2	10	110	35
Bio-medical	1	1	1	-
BWM (Biomedical Waste Management)	1	4	2	2


PRINCIPAL

Pharmacy	1	15	-	1
----------	---	----	---	---

1.16 Paramedical staff (Nos.): Give details of technicians department wise:

Department	Technician	Assistant	Attendant	Other
Anatomy	1	1	4	2
Biochemistry	2	1	1	2
Physiology	1	1	1	1
Microbiology	7	2	2	2
Pathology	4	1	2	3
Forensic Medicine	2	2	2	4
Community Medicine	1	2	1	1
Pharmacology	1	1	2	2
UHC	2		1	1
RHC	1	1		2

Handwritten signature
 PRINCIPAL
 Department of Health Services
 Government Medical College
 Bangalore

17 Nursing Staff available:**Total Nursing Staff**

Chief Nursing Officer (1: >=500 beds)	Nursing Supdt. (1: >=250 beds)	DNS (1: 300 beds)	ANS (1 ANS: 150 beds)	Staff Nurses (1:30 beds)	Total
2	4	3	7	Mentioned below	16

Kindly give the deployment from the above mentioned total strength of nursing staff

ICUs (1:1in ICUs & 1:3 in HDUs)

MICU	SICU	PICU	NICU	ICCU	RCU	GICU	Total
20	10	13	13	10	14	10	90

OTs (1:2 for Major Surgery & 1:1 for Minor Surgery)

OT (Gen Surg)	OT (Obs)	OT (ENT)	OPH	OT	SSOT	Staff Nurses	Total
24	14	5	5	5	8		61

Wards (1:6)

Gen Medicine	Gen Surgery	Pediatrics	OBS & GYN	Pulmonary Med	Total
32	35	21	40	20	148

Psychiatry	Dermatology	Orthopedics	Ophthal	ENT	Total
8	10	14	10	10	52
Radio Therapy	Neuro Medicine	Neuro Surgery	Urology	Paediatric Surgery	Total
12	8	12	10	10	52
Plastic Surgery	M7 Ward	Special Room	F Flaming Ward		Total
8	8	9	8		33
				Total	436




Handwritten notes and stamps at the bottom right of the page.

Labour Rooms (1:1 per table) Actual: 1:4
 Emergency Room (1:100 patients) Actual: 1:100
 Infection Control Nurse (1:250 beds) Actual: 1:250
 OPD (1:100 patients) Actual: 1:100

25% Leave Reserves should be factored in the total strength of nursing staff

1.18 Medical Education Unit (MEU):

Available as per regulations : Yes/No YES
 Name of the MEU coordinator : Dr G. Krishna Babu, MD, Professor & Head, Dept. of Community Medicine
 Details of affiliated faculty :
 Dr. Murali Krishna, MS, Prof of Ophthalmology
 Dr. C.V. Lakshmi, MD, Associate Professor of Pathology
 Dr. R. Rajya Lakshmi, MD, Associate Professor of Pathology
 Dr. M. Jhansy, MD Assistant Professor of Pediatrics
 Dr. D.L. Vidya, MD Assistant Professor of Pediatrics
 Dr. G. Siddhardha Kiran, MD, Assistant Professor of Pediatrics
 Dr.

Details of the Orientation programme and Basic Course Workshop : Annexure Enclosed
 undergone by MEU Coordinator

Name of the MCI Regional Centre where above training
 has been undertaken by MEU Coordinator and dates of training

: Visakhapatnam - One Year

Details of faculty who have undergone basic course workshop in

Medical Education Technology at the allocated MCI Regional Centre

Dr G Krishna Babu, Prof of SPM
 Dr KRL Suryakirani Prof. of Microbiology
 Dr R Rajyalakshmi, Assoc Prof. of Pathology
 Dr CV Lakshmi, Assoc Prof of Pathology
 Dr GSN Murthy, Asst. Prof. of Medicine

Dr D L Vidya, Asst. Prof. of Pediatrics
 Dr D S N Murty, Assoc. Prof. of Microbiology
 Dr R Vijaya Bhasker, Prof. of Pathology
 Dr G Ratna Kumari, Prof of Microbiology
 Dr B. Annapurna, Assoc Prof. of Pharmacology
 Dr Kiran Kumar, Asst Prof of Medicine
 Dr H Vijaya Kumar, Assoc Prof of Medicine

Details of Basic Course Workshops in Medical Education Technology conducted by MEU under supervision by allocated Regional Centre

: Three Days

Feedback evaluation of workshops by observer from Regional Centre and action taken on the Observer Report

- 1.19 **Continuing Medical Education** : Details of CMEs/workshop organized by the college held in the past 1 year:
18 CMEs & 4 Workshops and 3 State Conferences

Details of the credit hours awarded for the past one year (details / comments in annexure II)

For CME 108 Hours, Workshops 24 hours and for Conferences 30 Hours

1.20 **College Council** :

- Name, designation, contact no. and address of the President & Secretary.

Dr R Mahalakshmi, MS,
Principal

Chairman/President

Dr B Sowbhagyalakshmi, MD
Vice Principal (Admn)

Secretary

- Composition of the Council (HODs as members & Principal / Dean as chairperson)

- Dr M Meher Kumar, MD Member
- Prof & Head, Dept of Physiology
- Dr R Vijaya Bhaskar, MD Member




Angkoraja Medical College
 RAJIVNADA, A.P., INDIA

- Prof & Head, Dept of Pathology
- Dr KRL Surya Kirani, MD Member
- Prof & Head, Dept of Microbiology

• No. of times the College Council meets per year (min 4) : ONCE IN THREE MONTHS

• Action taken report on College Council Meetings (details / comments in annexure)

•

1.21 Students Union (optional) : NOT FORMED

Name, contact no. & address of the President & Secretary

1.22 College Website: (to be updated every month with no & date) : 5th of every month in www.rmckakinada.com

Sr. No.	Details of information	Provided or not (with no & date)
1	Dean, Principal & M.S.	Provided
2	Staff-Teaching & non Teaching*	Provided
3	CME, Conference, academic activity conducted	Provided
4	Awards, achievements received by the faculty.	Provided
5	Affiliated university and its VC & Registrar.	Provided
	Details of the MCs infrastructure a) Academic Facilities (LT, Demo rooms, Common rooms, Labs, Library, Skill lab,	

Handwritten signature
Principal
 RMCKAKINADA

6	Computer Lab, Auditorium): b) Hospital: c) Residential Facilities: Hostel, Cafeteria, Mess, d) Recreation Facilities: Indoor & Outdoor e) Medical Facilities for Students & Staff	Provided
7	Citizen Charter	Provided in Hospital
8	List of students admitted category wise (UG & PG) in current and previous year.	Provided
9	Results of all examinations in previous year.	Provided
10	Details of members of the Anti Ragging Committee Members with contact details including landline Ph. mobile, email etc..	Provided
11	Toll free number to report ragging.	Provided
12	No. of ragging cases reported to Anti Ragging Committee and Action taken by Anti Ragging Committee.	Provided

* Drop down menu - department wise; details of teaching & non teaching staff to be incorporated in the web site


(a) Clinical material (*Random verification of any 3 months to be done by the assessor)

Item	Daily average (for last one year*)	Day of assessment	Monthly Average
O.P.D. attendance	2512	2752	63885
Casualty attendance	155	224	5131
No of admissions	147	1025	4820

Handwritten signature

INDIA

No. of discharges	141		153		4642	
Bed occupancy %	117%		100%		110%	
Operative Work						
No. of major surgical operations	28		45		864	
No. of minor surgical operations	16		39		530	
No. of normal deliveries	24		33		710	
No. of caesarian sections	41		09		170	
<u>Radiological Investigations</u>	O.P.D	I.P.D	O.P.D	I.P.D	O.P.D	I.P.D.
<u>X-ray</u>	150	70	150	70	6200	2800
Ultrasonography	60	40	60	40	1983	1400
Special investigations	03	02	03	02	120	60
C.T. Scan	24	10	24	10	850	520
<u>Laboratory Investigations</u>	2015	2016	2017			
Biochemistry	126336	157822	175000			
Microbiology	31837	37310	38221			
Serology	4074	5512	5550			
Haematology	21503	24032	57340			
Histopathology	4373	8473	5022			
<u>Cytopathology</u>	3495	6805	4101			
<u>Others</u>	34283	96557	93462			
Any other						




Handwritten signature

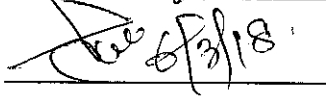
Manager's Office
KAKINADA, A.P., INDIA


(b) I hereby given an undertaking that :

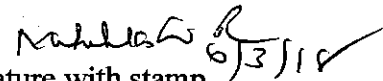
- (i) The college will admit students only after getting clearance from Govt. of India / Board of Governors;
- (ii) In case, the declaration made by me is found to be false in any material point then necessary Civil / Criminal proceedings, including prosecution under Section 199 of the Indian Penal Code, 1860, may be initiated against me by the Competent Authority.

Signatures of the Coordinator/Assessors:








Signature with stamp
Dean/Principal/Director

PRINCIPAL
Bongaraya Medical College
KAKINADA, A.P., INDIA



MEDICAL COUNCIL OF INDIA
ASSESSMENT FORM FOR 200 MBBS ADMISSIONS REPORT
(INCREASE IN ADMISSION CAPACITY FROM 150 TO 200)

161927
 13-03-18

Part A-II (2018-19)
(to be filled by the Assessors)

1.1 Type of Assessment

U/S 11- Recognition - Regular

Continuation of Recognition - Regular

Any Other: _____

Received one copy of
 Hard & soft copy of
 SAF. A_I & A_{II}
 Published R
 6/3/18
 PRINCIPAL

Name of the Institution	:	Rangaraya Medical College, Kakinada, Andhra Pradesh under Dr. NTR University of Health Sciences, Vijayawada		
Address	:	Pithapuram Road, Kakinada, East Godavari District, Andhra Pradesh		
Telephone No.	:	0884 -2363401, 9849903099		
E-mail	:	principal_rmc@yahoo.com		
College Website :	:	www.rmckakinada.in		
Council Letter No. & Date	:	No. MCI- 37(1)(UG)(RG-3)/2017-Med./		Date: 26.02.2018
Assessment Date:		05th & 06 th March 2018	Last Assessment Date :	10-04-2017
PG Courses	:	Yes/No		

Rangaraya Medical College
 Kakinada, A.P., INDIA

DR M. P. Sudhakar
 Signatures of the Assessors

Dr. U.S. Misal
 Date

6/3/18
 Date

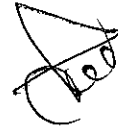
6/3/18
 Date

Rangaraya Medical College
 Kakinada, A.P., INDIA
 Signatures of Dean/Principal

Particulars of Assessors

Name of the Assessors	Correspondence Address	Contact No.	Email
Dr T S Ranganath	Professor & Head, Dept of Community Bangalore Medical College & Research Institute Fort, K R Road Bangalore 560002 Karnataka	09448738819	ranga_ts321@yahoo.co.in tsranga1969@gmail.com
Dr Tushar K Saha	Professor and Head Dept of Paediatrics Murshidabad Medical College, Murshidabad West Bengal	09836142618	drtusharkantisaha1958@gmail.com
Dr Ullhas Sudhakarrao Misal	Professor & Head Dept of Anaesthesiology R.C.S.M. Govt Medical College Kolhapur, Maharashtra	9028829461, 9421283636	ullhasmisal@gmail.com
Dr M P Sudhanshu	Professor Dept of Anatomy Patna Medical College Patna, Bihar	09431645114	mundrikaprasadsudhanshu@gmail.com

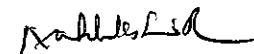





Signatures of the Assessors

Date

PRINCIPAL
Ranganaya Medical College
KAKINADA, A.P., INDIA



Signatures of Dean/Principal

1.2. The College has following

The campus plot is.	unitary/divided into Two parts if divided, Please give details.
Building Plan approval from the competent authority.	Name----- No.----- Date-----
Building Use/ Occupancy Certificate from the competent authority.	Name----- No.----- Date-----

1.3 Dean/Principal: Dr.R Mahalakshmi, M.S. with 29 years of teaching experience - 11 yrs of professor & Four yrs of experience of Asso Prof and _____. She is also holding the post of Professor in the Department of General Surgery.

Dean Office is located in Main College of the college/building along with the administrative block. Adequate space (as per MSR guidelines by MCI) and other required facilities (as given in the table below) are provided/not provided to the administrative staff.

Office Space Requirement	Requirement Space (mts)	Available
Dean/Principal Office	36	Yes
Staff Room	54	Yes
College Council Room	80	Yes

Signatures of the Assessors

Date

Signatures of Dean/Principal

Kangaraya Medical College
KAKINADA, A.P., INDIA.

1.4 Medical Education Unit (MEU):

Available as per Regulations	:	Yes/No
Name of the MEU coordinator	:	Dr. G. Krishna Babu, MD Prof & Head, Dept of Community Medicine
Name, Designation & Experience of affiliated faculty	:	Dr. Murali Krishna, MS, Prof of Ophthalmology Dr. KRL Suryakirani, MD, Prof of Microbiology Dr. DSVL Narasimham, MS, Prof of Surgery Dr. MVV Tirumala Rao, Prof of Medicine Dr. SSKR Bhimeswara Rao, Prof of Medicine Dr. R. Rajyalakshmi, Assoc. Prof. of Pathology
Name of the MCI Regional (Nodal) Centre where above training has been undertaken	:	Visakhapatnam - 3 days
Details of the Orientation programme and Basic Course Workshop undergone by MEU(No. of programmes organized during Academic year, No. of People attended, proceedings (to be verified at the time of assessment)	:	Since 2015, MEU activities not conducted in this college. Enclosed
Date/s of the above workshops	:	1 st work shop : 8 th , 9 th , 10 th Sep 2015, AMC, VSP 2 nd work shop : 19 th to 22 nd Jan 2016, AMC, VSP 3 rd work shop : 10 th to 14 th May 2016, AMC, VSP 4 th work shop : 14 th to 17 th Nov 2016, AMC, VSP
Details & Duration of Workshops in Medical Education Technology conducted by MEU	:	Three days
Details of faculty who have undergone basic course workshop in <i>Medical Education Technology</i> at the allocated MCI Regional Centre	:	Dr. Viswamitra, MS Prof. of Ophthalmology Dr. C.V. Lakshmi, MD Assoc. Prof. of Pathology Dr. R. Rajya Lakshmi, MD, Assoc.Prof.of Pathology Dr. M. Jhansy, MD, Asst. Prof. of Pediatrics Dr. D.L. Vidya, MD, Asst. Prof. of Pediatrics Dr. G. Siddhardha Kiran, MD, Asst. Prof. of Pediatrics Dr. G. Rajya Lakshmi, MD, Asst. Prof of Microbiology Dr. K. Venugopal, MD, Prof. of Pathology



Signatures of the Assessors



Date



PRINCIPAL
Bangaraya Medical College
KARNATAKA
INDIA

Signatures of Dean/Principal

		Dr. Yasodamma, MD, Prof. of Medicine Dr. K. Umamaheswara Rao, Assoc. Prof. of Forensic Medicine Dr. H. Vijaya Kumar, Assoc. Prof. of Medicine
Details of faculty who have undergone advanced course workshop in <i>Medical Education Technology</i> at the allocated MCI Regional Centre	:	Enclosed
Feedback evaluation of workshops and action taken reports on the basis of feedback obtained	:	

1.5 Continuing Medical Education :

No and Details of CMEs/workshop organized by the college held in the past 1 year	:	Enclosed separately Annexure
Details of the credit hours awarded for the past one year	:	60 hours for CMEs and 24 hours for work shop were conducted during the past one year (deficiency rectified)

1.6 College Council :

1.5 College Council: APPEND AS ANNEXURE-III

Name, designation, contact no. and address of the President & Secretary.	:	Dr R Mahalakshmi, MS Principal & Chairman Dr B Sowbhagyalakshmi, MD Secretary Vice Principal (Admn)
Composition of the Council (HODs as members & Principal / Dean as chairperson)	:	Dr G Krishna Babu, MD Member Vice Principal (Academic) Dr R Vijaya Bhaskar, MD Member Prof & Head, Dept of Pathology Dr KRL Surya Kirani, MD Member

Signatures of the Assessors

Date

Signatures of Dean/Principal

PRINCIPAL
Sangareys Medical College
SANGAREYS, A.P., INDIA

		Prof & Head, Dept of Microbiology
No. of times the College Council meets per year (min 4) :		Once in 3 months
Details of college Council meetings where students Welfare was discussed and Action taken report (details / comments in annexure II)		Regarding welfare of the students i.e. sanction of educational loans, Scholarships and medical bills etc.


1.7 Pharmacovigilance Committee: Present
 No. of meeting in the previous yrs. _____ (Minutes to be checked) enclosed.


1.8 Examination Hall:



Requirement	Available
No. - 1/2/3 Area - 250 Sq. mt. Capacity - 250	Three Examination halls are available. 250 Sq.mt 250 each x 3 Halls in Examination Halls

1.9 Lecture Theatres:

	Medical college		Hospital		Comments
	Req	Available	Req	Available	
Number	04	05	01	02	4 Lecture Theatres - A/C 1 Lecture Theatre (Bio)- Non A/C
Capacity	240		300		
Type	Yes		Yes		


 Signatures of the Assessors


 Date


 Signatures of Dean/Principal
 Mangaraya Medical College
 KAKINADA, A.P., INDIA


(Gallery)			
A.V. Aids	Yes	Yes	


1.10 Library

Air-conditioned - Non A/C

Working Hours:

- Stack room : Available
- Reading room : Available

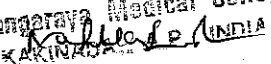
	Required	Available	Remarks
Area	3200 Sq.m.	3384 Sq.m.	
Student Reading Room (Inside)	400 Capacity	484 Capacity	
Student Reading Room (Outside)	300 Capacity	300 Capacity	
Staff Reading Room	01	30 persons	
Room for Resident/PG reading room	Available	Available	
Particulars	Required Nos.	Available Nos.	Remarks
No. of Books	15000	27627	
Journals (Indian)	70	62	
Journals (Foreign)	30	33	
Internet Nodes	100	25	


Signatures of the Assessors

Date

PRINCIPAL
Sangraya Medical College
KAKINADA, ANDHRA PRADESH
INDIA



Signatures of Dean/Principal

1.11 Common Room for Boys & Girls

	Area Required Sq. Mt.	Available Area Sq. Mt.	Toilet - Attached Y/N
Boys	200	150 sq.m	Yes
Girls	200	150 sq.m	Yes

1.12 Central Photography Section: Available Yes
 Staff Yes
 Equipments Yes

1.13 Hostel: Location - Within campus

Hostel Category	Required Capacity	Available Capacity (No Rooms X capacity of each room = Total capacity)	Furnished (Y/N)	Toilet Facility Adequate/ Inadequate	Mess (Y/N)	Hygiene of Hostel campus Y/N	Visitor room, AC Study room with internet & Computer, Recreation room with TV, Music, Indoor Games Y/N	Remarks
UG Students @ (75% Capacity)	750	Boys 154x2=308	Yes	Yes	Yes	Yes	Yes	
		Girls 170x2=340	Yes	Yes	Yes	Yes	Yes	
Interns @ 100% Capacity	200	1x94=94	Yes	Yes	Yes	Yes	Yes	
Resident @ 100% Capacity including PG	111	1x128=128	Yes	Yes	Yes	Yes	Yes	
Nurses @ 20% Capacity	92	4x31=124	Yes	Yes	Yes	Yes	Yes	

Signatures of the Assessors

Date

Signatures of Dean/Principal

PRINCIPAL
 Sangareya Medical College
 KAKINADA, A.P., INDIA

Residential Quarters:

Category	Required Nos.	Available Nos.	Remarks
Teaching Staff @ 20% Capacity	34	20	
Non-Teaching Staff @ 20% Capacity	37	0	

1:14 Recreational Facilities:

Outdoor games	Yes
Play field/s	Yes
Type of games	Cricket, Volley Ball, Basket Ball, Tennis, Ball Badminton, Kabbadi
Indoor games facilities	Yes, Table Tennis, Shuttle Badminton, Chess, Carom
Gymnasium	Available

1.15 Gender Harassment Committee -: Yes,

No incident was reported till now



Signatures of the Assessors



Date



Signatures of Dean/Principal

PRINCIPAL
 Kongsaya Medical College
 KARNATAKA
 INDIA



TEACHING HOSPITAL

2.1 Name of the Hospital: GOVERNMENT GENERAL HOSPITAL, KAKINADA
Owned by: Government

2.2 Name of the Medical Superintendent: Dr. M. Raghavendra Rao, MD (TB), with 3 years administrative experience.

	Space Requirement	Availability
Medical Supdt's Office	36 sq. mt.	Adequate
Administrative Office	150 sq. mt	Adequate

2.3 Teaching and other facilities :

OPD Timings	:	09.00 A.M. to 01.00 P.M.
Separate Registration areas for male/female patients available	:	Yes
Separate Registration counters for OPD/IPD	:	available
Are the Registration counters computerized	:	Yes

Signatures of the Assessors

Date



Signatures of Dean/Principal

PRINCIPAL
BANGARAYA Medical College
KAKINADA, ANDHRA PRADESH, INDIA

Staff for registration center	:	adequate (on the basis of OPD attendance).
Waiting areas for above patients available	:	Yes
No. of rooms for examination of patients available	:	Yes
Capacity of teaching area in each department	:	Yes
Enquiry Desk	:	yes

2.4 Facilities available in OPD

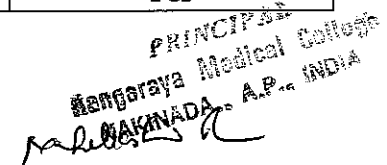
-Medicine Injection room - Male - Female	Yes Yes	E.C.G. Room	Yes
Surgery Dressing room - - Male - Female	Yes Yes	Minor OT	Yes
Orthopaedics Plaster room Dressing room - - Male - Female	Yes Yes Yes	Plaster cutting room	Yes
Ophthalmology	Refraction Rooms Dark Rooms Dressing Rooms / Minor Procedure Room		Yes Yes Yes

Signatures of the Assessors

Date

PRINCIPAL
Mangaraya Medical College
MANGARAYA A.P. INDIA



Signatures of Dean/Principal

ENT	Audiometry (AC & Sound proof) Speech Therapy	Audiometry room is Non A/C and not sound proof Yes
Pediatrics	Child Welfare Clinic Immunization Clinic Child Rehabilitation Clinic	Yes Yes Yes
OBS & GYN	Antenatal Clinic Sterility Clinic Family Welfare Clinic Cancer Detection Clinic	Yes Yes Yes Yes

Comments :

2.5 Total Number Of Teaching Beds (Distance between two beds should be 1.5 m.)

Teaching Hospitals in Campus with Total Beds 1462. (Teaching free beds 1440 and Paying beds 22)

Teaching Hospitals in Outside the Campus (_03_Kms. from the campus) with Total Beds 1462.

Department	Ward Nos.	Beds Required With PG	Total Beds Available	Facilities Available in Each Ward						Remarks
				Nursing Station Y/N	Exam/Treat Room Y/N	Pantry Y/N	Store Room Y/N	Duty Room Y/N	Demo Room (25 Capacity) Y/N	
Gen. Medicine		210/7	214	Yes	Yes	Yes	Yes	Yes	Yes	
Pediatrics		120/4	130	Yes	Yes	Yes	Yes	Yes	Yes	
TB & Respiratory Medicine		30/1	30	Yes	Yes	Yes	Yes	Yes	Yes	
Psychiatry		15/1	30	Yes	Yes	Yes	Yes	Yes	Yes	

Signatures of the Assessors

Date

Signatures of Dean/Principal

PRINCIPAL
Rangaraya Medical College
Tirumala, A.P. INDIA

Department	Ward Nos.	Beds Required With PG	Total Beds Available	Facilities Available in Each Ward						Remarks
				Nursing Station Y/N	Exam/Treat Room Y/N	Pantry Y/N	Store Room Y/N	Duty Room Y/N	Demo Room (25 Capacity) Y/N	
Dermatology		30/1	30	Yes	Yes	Yes	Yes	Yes	Yes	
Gen. Surgery		210/7	214	Yes	Yes	Yes	Yes	Yes	Yes	
Orthopedics		120/4	150	Yes	Yes	Yes	Yes	Yes	Yes	
Ophthalmology		60/2	60	Yes	Yes	Yes	Yes	Yes	Yes	
ENT		30/1	60	Yes	Yes	Yes	Yes	Yes	Yes	
OB & GYN		120/4	157	Yes	Yes	Yes	Yes	Yes	Yes	
Total		945/32	1075	Yes	Yes	Yes	Yes	Yes	Yes	

2.6 Clinical material (*Random verification to be done by the Assessor).

Item	On the Day of assessment	Remarks
O.P.D. attendance at 2.00 PM On first day	3310	
Casualty attendance (24 hrs. data)	80	
No of admissions	310	
No. of discharges	100	
Bed occupancy% at 10.00AM on first day	82%	

Signatures of the Assessors

Date

Signatures of Dean/Principal

PRINCIPAL
Sangaraya Medical College
KAKINADA A.P. INDIA

Item	On the Day of assessment		Remarks
	O.P. D	I.P.D	
Operative Work			
No, of major surgical operations	42		
No. of minor surgical operations	86		
No. of normal deliveries	22		
No. of caesarian sections	11		
Radiological Investigations (No. of patients)	O.P. D	I.P.D	
X-ray	250	110	
Ultrasonography	200	48	
Barium, IVP etc.	02	02	
C.T. Scan	45	26	
MRI	27	26	

Item	On the Day of assessment		Remarks
	O.P. D	I.P.D	
Laboratory Investigations - No. of Patients/ samples			
Biochemistry	970	590	
Microbiology	148	100	
Serology	100	25	
Hematology	275	120	
Clinical pathology	320	160	

PRINCIPAL
Sangareya Medical College
KAKINADA, A.P., INDIA

Signatures of the Assessors

Date

Signatures of Dean/Principal

Item	On the Day of assessment		Remarks
	O.P. D	I.P.D	
Laboratory Investigations - No. of Patients/ samples			
Histopathology	20	10	
Cytopathology	20	10	

2.7 **Medical Record Section:** Available Partially Computerized
ICD X classification of diseases followed for indexing : Yes

2.8 **Central casualty services :**


No of Beds: Required 30 Available 34

- Number of CMO posted/Shift : 02 No. in each shift/03 no. shifts of CMO present during Assessment round; 02
- Number of nurses posted / Shift: 04 Total No. of CMO 12
- Separate casualty for OBGY cases: available in the Dept of OBST & Gyn (ICU) , if yes No. of beds 14 available,


Equipment	Availability Y/N	Number
Central Oxygen & suction facility	Central Oxygen supply	
Pulse oximeter	Available	02
Ambu bag	Available	06
Disaster trolley	Not Available	0
Crash Cart	Not Available	0
Emergency Drug Tray	Available	04




Signatures of the Assessors



Date



Signatures of Dean/Principal

Principal
Sri Mangaraya Medical College
KAKINADA., A.P., INDIA


Equipment	Availability Y/N	Number
Defibrillator	Available, not functioning	01
Ventilator	Available, not functioning	01
X-ray Unit - (Mobile)	Not Available	0
Minor OT	Available	01

Comments:

2.9 Clinical Laboratories

Central Clinical Laboratory: Under control of department of : Pathology



Separate sections for pathology, microbiology, hematology & biochemistry: available.

2.10 Operation theatres

Type	Requirement	Available	Remarks
Major	10	14	
Minor	02	04	

2.11 Equipment available in O. T. Block (Specify numbers)


Dept	Theatres Nos.	A/C Y/N	Central Oxy/ Nitrous Oxide Y/N	Anesthesia Machine Y/N	Multipara Monitor with Capnograph Y/N	Defibrill ators Y/N	Infusion Pumps Y/N	Remarks

Signatures of the Assessors

Date

PRINCIPAL
Sangareya Medical College
KAKINADA - A.P., INDIA



Signatures of Dean/Principal

Dept	Theatres Nos.	A/C Y/N	Central Oxy / Nitrous Oxide Y/N	Anesthesia Machine Y/N	Multipara Monitor with Capnograph Y/N	Defibrillators Y/N	Infusion Pumps Y/N	Remarks
Gen Surgery	03	Available	Available	Available	Available	Available	Available	Available
ENT	02	Available	Available	Available	Available	Available	Available	Available
Ophthal	02	Available	Available	Available	Available	Available	Available	Available
Ortho	02	Available	Available	Available	Available	Available	Available	Available
OBS & GYN	02	Available	Available	Available	Available	Available	Available	Available
Emergency	02	Available	Available	Available	Available	Available	Available	Available
Septic	01	Available	Available	Available	Available	Available	Available	Available

No. of Pre-operative Beds available 04

No. of Post Operative Beds available 04

2.12 Intensive Care: Following intensive areas are available -

Type	Beds (Required)	Beds (Available)	Patients on day of assessment	AC Y/N	Central Oxygen/ Suction Y/N	Major Equipment (Monitor, Ventilator, ABG, Pulse Oximeter etc.) Y/N	Remarks if any
ICCU	5	09	07	Yes	Yes	Ventilators 10 nos., defibrillators-02 nos, Multi para monitors-10 nos, Pulse Oxymeters	

Signatures of the Assessors

Date

Signatures of Dean/Principal

PRINCIPAL
Sri Jayaraj Medical College
MADURAI, INDIA

ICU	5	05	<u>05</u>	Yes	Yes	Ventilators 10 nos., defibrillators-02 nos, Multi para monitors-10 nos, Pulse Oxymeters-04 nos	
SICU	5	14	<u>13</u>	Yes	Yes	Pulse Oxymeters-10 nos.	
NICU/PICU	5	NICU 40, PICU 25	<u>30</u> <u>19</u>	Yes	Yes	Ventilators, Warmers & Phototherapy	

2.13 Labor Room

Rooms	Beds	Remarks
Clean Cases	20	Available
Septic Cases	07	Available
Eclampsia	10	Available

Signatures of the Assessors

Date

Signatures of Dean/Principal

PRINCIPAL
 Mangereya Medical College
 KAKINADA

2.14 Radiological Facilities:

Equipment	Required no.	Available no.	AERB Approval Y/N	Functional Status at the time of assessment Y/N	Remarks if any
Mobile X Ray 60 mA 100 mA	<u>03</u> <u>03</u>	<u>03</u> <u>03</u>	Yes Yes	All are functioning All are functioning	
Static X Ray 300 mA 600mA 800/1000 mA	<u>02</u> <u>02</u> <u>02</u>	<u>00</u> <u>02</u> <u>02</u>	No Yes Yes	All are functioning All are functioning	
CT Spiral Minimum 16 slice	<u>01</u>	Yes	Yes	Functioning	<u>Out sourced</u>

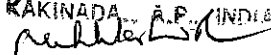
Equipment	Required no.	Available no.	PNDT Approval Y/N	Functional Status at the time of assessment Y/N	Remarks if any
USG	<u>03</u> <u>MRI (1.5)</u> <u>01</u>	03 01	Yes	Functioning	<u>Out sourced</u>



Signatures of the Assessors



Date

PRINCIPAL
Nanganaya Medical College
KAKINADA, A.P., INDIA


Signatures of Dean/Principal

2.15 Blood Bank:

Available and functional: Yes

Number of units dispensed in a day 40

Number of units stored on day of assessment whole blood 430, packed cells 250, FFP 271, Platlets 75

License valid up to: December 2017.(APPLIED FOR RENEWAL) (LICENCE NUMBER AND COPY TO BE APPENDED AS

ANNEXURE-VII)

Blood Separation Facility - Available

2.16 Pharmacy : Pharmacist/Staff available: List to be included Yes 17 present

- No. of sub-stores located in different parts of hospital: 03
-

2.17 Central sterilization Department :

- Timings ROUND-THE CLOCK & Shifts: 03
- Equipment: Horizontal autoclaves 01 / Vertical autoclaves 01, ETO Sterilisers: 01 No.
- Separate receiving and distribution points - Yes

2.18 Intercom: Available : yes
No. of incoming lines 10 No. of extension lines: 150

2.19 Central laundry/Alternative Arrangements:

In House/Outsourced:

In House

Type of Laundry:

Mechanized (bulk washing machine, hydro extractor, flat and rolley steam press).
Manual also available.

PRINCIPAL
Gangaraya Medical College
Prathibha

Signatures of the Assessors

Date

Signatures of Dean/Principal

2.20 Kitchen/ Alternative Arrangements

- In-House/Outsourced : In House
- Food free of charge: yes Number of patients : 1000 per day
- Provision of special diet: yes
- Services of a nutritionist/dietician: available

2.21 (a) Total no. of Canteens: 04 For staff 01, For students 02, For Patients/Relatives: 01
(b) Total no. of Mess in campus : 02

2.22 Arrangements for Biomedical Waste Management.

- Outsourced : (if outsourced, append MOU) Enclosed

2.23 Central Research Lab:


- Available - Yes
- Facilities - Adequate
- Research Projects:
 - Completed Nos _____
 - Ongoing Nos _____




Signatures of the Assessors



Date





 KAKINADA
 Signatures of Dean/Principal

2.24 Nursing and Paramedical staff :

Nursing staff:	No of Beds _____	
	Category	Required Nos.
Staff Nurses	380	397
Sister Incharge	60	70
ANS	16	15
DNS	7	6
Nursing Suptd	1	2
Total	464	490


Paramedical And Non teaching staff	Required Nos.	Available Nos.
		185



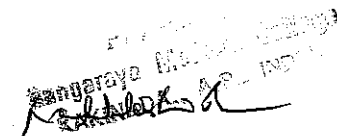
Signatures of the Assessors



Date



Signatures of Dean/Principal



MEDICAL COLLEGE

3.1 College Website:

Sr. No.	Details of information	Yes/No
1.	Details of Dean / Principal and Medical Superintendent Including their name, qualification complete address with telephone and STD code, fax and E-mail etc.	Yes
2.	Teaching staff, Resident doctors ,non-teaching staff , Technical staff , Nursing staff-- (a)department & designation wise with joining date (b) Unit wise faculty & resident list	Yes
3.	Details of the affiliated university and its Vice-Chancellor and Registrars.	Yes
4.	Citizen Charter	No
5.	List of students admitted merit-wise category-wise (UG & PG) for the current and previous year.	Yes
6.	Result of all the examinations of last one year.	Yes
7.	Details of members of the Anti Ragging Committee with contact details including landline Phone, mobile, email etc...	Yes
8.	Details of members of the Gender Harassment Committee with contact details including landline Ph. mobile, email etc...	Yes
9.	Toll free number to report ragging.	No
10.	Details of the sanctioned intake capacity of various courses UG as well as PGs by the MCI. (with the scan copies of permission letter)	Yes
11.	Any research publication during the last one year.	No
12.	Details of any CME programmes, conferences and/or any academic activities conducted by the institution.	No
13.	Details of any awards and achievements received by the students or faculty.	No
14.	Detailed status of recognition of all the courses(with the scan copies of permission letter)	No
15.	Details of clinical material in the hospital	No
16.	unit /dept .wise beds distribution	No

Signatures of the Assessors

Date

Signatures of Dean/Principal

3.1 (a) College timings 09.00 A.M. To 04.00 P.M.

3.2 Teaching Programme:

Didactic teaching	Yes
Demonstration	Yes
Integrated teaching (Horizontal/Vertical teaching)	Yes
Clinical posting	Yes
Clinical Pathological Conference	Yes
Grand Rounds	Yes
Statistical Meeting	Yes
Seminars	Yes

Teaching Facilities:

3.3 Anatomy

Required	Available	Required	Available
Demonstration Room/s • No 03 • Capacity - 75 to 100 students	03 (2 capacity of 75 and 75 and 1 capacity 100) 70 each	AV Aids:	Available
• Histology practical laboratory - 1 • Number of Lab seats 120 • Number of microscopes 120	01 120 157	Museum: 45 seating capacity • Mounted specimens	Available

Signatures of the Assessors

Date

Signatures of Dean/Principal

PRINCIPAL
Mangaraya Medical College
KAKINADA, A.P., INDIA


Required	Available	Required	Available
• Dissection Microscopes 5	06	• Models - Wet & Dry	420
• Dissection Hall	01	• Bone Sets - Articulated-__ & Disarticulated- __	400 05 Articulated and 10 disarticulated
		• MRI & CT	30
Number of dissection tables - 25	20	Number of cadavers - 25	24
Cold store / cooling chambers -Capacity of 25 Bodies	Not Available	Storage tank - 03	04
Embalming room - 01	01	Band saw	01
Lockers - 200	180	Departmental Library- (80-100 Books.)	161

Adequate exhaust, light, water supply and drainage facilities - Available.


Comments : Principal has received permission from the Director for transferring of One Cold storage unit of 6 chambers to the department of Anatomy from Forensic Medicine department - But not shifted from Forensic Medicine department to Anatomy Department.



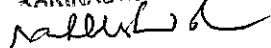
Signatures of the Assessors



Date



Signatures of Dean/Principal

PRINCIPAL
Gangaraya Medical College
KAKINADA, A.P., INDIA


3.4 Physiology

Required	Available	Required	Available
Demonstration Room/s • No - 03 • Capacity - 65	3 75 each	AV Aids:	Available
Mammalian laboratory - 01	01	Haematology laboratory	Available
Amphibian Laboratory - 01	Available	Clinical Physiology Lab.	Available
Departmental Library - 80-100 Books	130		

3.5 Biochemistry

Required	Available	Required	Available
Demonstration Room/s • No - 03 • Capacity - 75	3 75 each	AV Aids:	Available
Number of practical laboratory/ies - 01	01	Library / Seminar rooms - 80-100 Books	Available (100)
Number of Lab seats - 100	100		Available

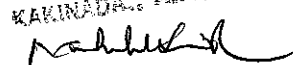


Signatures of the Assessors

~~to~~
Date



Signatures of Dean/Principal

PRINCIPAL
Siddaganga Medical College
KAKINADA, A.P., INDIA


3.6 Pathology

Required	Available	Required	Available
Demonstration Room/s • No - 03 • Capacity - 75	03 Two capacity 100 and one capacity 75	AV Aids:	Available
Practical labs - • Morbid Anatomy/Histopath./ Cytology - • Microscopes-100 • Clinical Pathology/Hematology - _____ Microscopes _____	04 100	Museum:-120 Sq.mts Seating Capacity-100 students Specimens: • Mounted • Unmounted • Catalogues Available	80 students 500 100 15
Departmental library - 80-100 Books	Available (250)		
Service Lab - Histopathology/Cytopathology/Hematology/ Any specialized work			

3.7 Microbiology

Required	Available	Required	Available
Demonstration Room/s • No - 03 • Capacity -75 students	03 75	AV Aids:	Available
practical laboratory__ Number of Lab seats - _____ Number of microscopes/laboratory - _____	01 100 80	Media preparation facility Autoclaving, Washing and drawing room	Available



Signatures of the Assessors



Date




Signatures of Dean/Principal

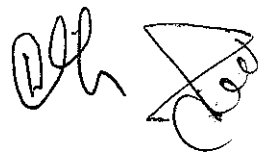
Number of service laboratories - <u>7</u>	07	Museum: Specimen, Charts, Models & Catalogue seating capacity- 75	Catalogue 1, Models 75, Charts 155 , Seating capacity 40
Departmental library - 80-100 Books,	Available (254)		

3.8 Pharmacology

Required	Available	Required	Available
Demonstration Room/s • No - 03 • Capacity - 75 students	3 75	AV Aids:	Available
Experimental Pharmacology	Available	Museum: _____ seating capacity • Specimens • Charts • Models • History of Medicine • Catalogues	Available 250 200 200 25 06
Clinical pharmacology / pharmacy	Available		
Departmental Library - 80-100 Books	Available (200)		




Signatures of the Assessors




Date

PRINCIPAL
Mangalore Medical College
MANGALORE, K. P. INDIA



Signatures of Dean/Principal


3.9 Forensic Medicine


Required	Available	Required	Available
Demonstration Room/s • No - 03 • Capacity - 75 students	03 Each 75	AV Aids:	Available
Forensic Medicine Practical Lab	Available	Museum :	
Autopsy Block. Location - In/Near hospital in a separate structure.	06	• Medico-Legal Specimens _____ 295	
Cold storage - _ Capacity of _____ Bodies	Available for 40 bodies	• Charts _____ 240	
Departmental library - 80-100 Books	200	• Prototype fire arms _____ 10	
		• Slides _____ 150	
		• Poisons _____ 70	
		• Photographs _____ 95	
		Catalogues _____ 10	

3.10 Community Medicine


Required	Available	Required	Available
Demonstration Room/s • No - 03 • Capacity - 75 students	2 One of 60 and one of 150	AV Aids:	Available
Museum: • Charts • Models • Specimens • Catalogues	Available 125 35 25 125	Practical lab - 1	Available


PRINCIPAL
Gangaraya Medical College
Kakinada


Signatures of the Assessors



Date




Signatures of Dean/Principal

Departmental Library - 80-100 Books	Available (150)		
-------------------------------------	-----------------	--	--

3.11 Health Centers (Department of Community Medicine)

RHTC: Gollala Mamidada (place) 21 K.m. (Distance from the college)

Population covered by the RHTC	16450
It is affiliated to College Yes/No	Yes
No. of Students 25 Visit per batch throughout the year No. of Interns 08 Posted per batch throughout the year	
Separate blocks for accommodating boys in 04 rooms having 08 beds. Girls 02 rooms having 04 beds.(For Interns)	
Facilities for cooking & dining - Yes/No	
Daily OPD	60
Specialist visits if any	Yes
Cold chain equipment available	Available
Survey/MCH/Immunization/FP registers	Yes
Activities under the National Health Programmes	Yes

Signatures of the Assessors

Date

Signatures of Dean/Principal

PRINCIPAL
Bangaaya Medical College
KAMMIDADA A.P. INDIA

3.12 Details of U.H.T.C.: Recherlapeta Place Three K.M. Distance from college

Population covered by the UHC	19684
It is affiliated to College Yes/No	No, Under control of NGO
Daily OPD	15
Diagnostics camps	No
Survey/MCH/Immunization/FP registers	Yes
Specialist visits if any	Yes
No. of Students and interns posted in batches of	03
Deficiency if any	Nil

3.13 CONDUCT OF III MBBS EXAMINATION *(only for recognition under 11(2))*

- University which conducts Examination:
- No. of Candidates appeared in Examination: 192
- The III MBBS examination (Part-II) was conducted satisfactorily: yes
- Centre for written/practical examination: RMC/GGH, Kakinada
- Was the standard sufficient for MBBS Examination as required by Regulations of the Medical Council of India? YES




Signatures of the Assessors



Date




PRINCIPAL
Kangaraya Medical College


Signatures of Dean/Principal

3.14

Medical College-Staff Strength:
Name of College: RMCH ,Kakinada
Number of students - PG Courses (Yes/No)
Calculation Sheet (Date: 05-03-2018)

Department	Designation	Requirement as per MSR (UG)	Additional faculty required for running PG courses (if any)	Total (UG + PG)	Accepted	Deficiency
Anatomy	Professor	1		1	2	
	Assoc. Prof.	2		2	2	
	Asstt.Prof.	3		3	2	Compensate
	Tutor	4		4	2	2
Physiology	Professor	1		1	2	
	Assoc. Prof.	2		2	2	
	Asstt.Prof.	3		3	3	
	Tutor	4		4	3	Compensate
Biochemistry	Professor	1		1	2	
	Assoc. Prof.	2		2	2	
	Asstt.Prof.	3		3	2	Compensate
	Tutor	4		4	4	
Pharmacology	Professor	1		1	2	
	Assoc. Prof.	2		2	2	
	Asstt.Prof.	3		3	5	
	Tutor	4		4	6	
Pathology	Professor	1		1	2	
	Assoc. Prof.	3	1	4	4	
	Asstt.Prof.	4		5	6	



Signatures of the Assessors




Date



Signatures of Dean/Principal

PRINCIPAL
 Gangaraya Medical College
 KAKINADA, A.P. INDIA


Department	Designation	Requirement as per MSR (UG)	Additional faculty required for running PG courses (if any)	Total (UG + PG)	Accepted	Deficiency
	Tutor	6	1	7	6	compensates
Microbiology	Professor	1		1	1	
	Assoc. Prof.	2		2	2	
	Asstt.Prof.	3		3	5	
	Tutor	4		4	6	
Forensic Medicine	Professor	1		1	0	01
	Assoc. Prof.	1		1	0	01
	Asstt.Prof.	1		1	2	
	Tutor	4		4	2	01
Community Medicine	Professor	1		1	2	
	Assoc. Prof.	2		2	2	
	Asstt.Prof.	4		4	2	01
	Epidemio-Logist-Cum-Asstt.Prof.	1		1	0	01
	Statistician-Cum-Tutor	1		1	1	
	Tutor	5		5	6	
General Medicine	Professor	1		1	5	
	Assoc. Prof.	6	1	7	4	
	Asstt.Prof.	7	6	13	12	Compensate
	Sr. Resident	7		7	8	
	Jr. Resident	14		14	15	
Paediatrics	Professor	1		1	3	
	Assoc. Prof.	3	1	4	2	Compensate
	Asstt.Prof.	4	3	7	7	
	Sr. Resident	4		4	5	
	Jr. Resident	8		8	10	
Tuberculosis &	Professor	1		1	1	




Signatures of the Assessors



Date





Signatures of Dean/Principal

Department	Designation	Requirement as per MSR (UG)	Additional faculty required for running PG courses (if any)	Total (UG + PG)	Accepted	Deficiency
Respiratory Diseases	Assoc. Prof.	0	1	1	0	01
	Asstt. Prof.	1		1	2	
	Sr. Resident	1		1	1	
	Jr. Resident	2		2	6	
Dermatology, Venereology & Leprosy	Professor	1		1	1	
	Assoc. Prof.	0	1	1	1	
	Asstt. Prof.	1		1	3	
	Sr. Resident	1		1	3	
Psychiatry	Jr. Resident	2		2	6	
	Professor	1		1	0	01
	Assoc. Prof.	0		0	0	
	Asstt. Prof.	1		1	0	01
General Surgery	Sr. Resident	1		1	2	
	Jr. Resident	2		2	0	01
	Professor	1		1	5	
	Assoc. Prof.	6	1	7	5	
	Asstt. Prof.	7	6	13	9	02
Orthopaedics	Sr. Resident	7		7	7	
	Jr. Resident	14		14	15	
	Professor	1		1	3	
	Assoc. Prof.	3	1	4	1	01
	Asstt. Prof.	4	3	7	2	05
Oto-Rhino-Laryngology	Sr. Resident	4		4	6	
	Jr. Resident	8		8	8	
	Professor	1		1	1	
	Assoc. Prof.	1		1	1	
Oto-Rhino-Laryngology	Asstt. Prof.	1		1	2	
	Sr. Resident	1		1	1	


Signatures of the Assessors

Date

Signatures of Dean/Principal

PRINCIPAL
Sri Jayaraj Medical College
MADURAI, INDIA


Department	Designation	Requirement as per MSR (UG)	Additional faculty required for running PG courses (if any)	Total (UG + PG)	Accepted	Deficiency
	Jr. Resident	2		2	7	
Ophthalmology	Professor	1		1	1	
	Assoc. Prof.	1	1	2	2	
	Asstt.Prof.	2	1	3	4	
	Sr. Resident	2		2	3	
	Jr. Resident	4		4	7	
Obstetrics & Gynaecology	Professor	1		1	1	
	Assoc. Prof.	3	1	4	3	01
	Asstt.Prof.	4	3	7	7	
	Sr. Resident	4		4	4	
	Jr. Resident	8		8	13	
Anaesthesiology	Professor	1		1	4	
	Assoc. Prof.	4	1	5	4	
	Asstt.Prof.	5	1	6	8	
	Sr. Resident	4	1	5	5	
	Jr. Resident	6		6	13	
Radio-Diagnosis	Professor	1		1	1	
	Assoc. Prof.	1	1	2	1	01
	Asstt.Prof.	2	1	3	4	
	Sr. Resident	3	1	4	4	
Dentistry	Professor	1		1	0	01
	Assoc. Prof.	1		1	0	01
	Asstt.Prof.	1		1	2	
	JR	2		2	0	02



Signatures of the Assessors




Date



Signatures of Dean/Principal


PRINCIPAL
KAKINADA

Notes:
For purpose of working out the deficiency:
(1) The deficiency of teaching faculty and Resident Doctors shall be counted separately.
(A) For Teaching Faculty:
(a) For calculating the deficiency of faculty, Prof., Assoc Prof., Asst. Prof & Tutor in respective departments shall be counted together.
(b) Any excess teaching faculty in higher cadre can compensate the deficiency of lower cadre of the same department only.
(c) Any excess teaching faculty of lower cadre/ category in any department cannot compensate the deficiency of any teaching faculty in the higher cadre/category of the same department or any other department. e.g. excess of Assistant Professor cannot compensate the deficiency of Associate Professor or Professor.
(d) Excess/Extra teaching faculty of any department cannot compensate the deficiency of any teaching faculty in any other department.
(B) For Resident Doctors:
(a) Excess of SR can be compensated to the deficiency of JR of the same department only.
(b) Excess SR/JR of any department cannot compensate the deficiency of SR/JR in any other department.
(c) Any excess of JR cannot compensate the deficiency of SR in same or any other department.
(d) Any excess/ extra teaching faculty of same or any other department cannot compensate the deficiency of SR/JR. e.g. excess of Assistant Professor cannot compensate the deficiency of SR or JR.
(2) A separate department of Dentistry/Dental faculty is not required where a dental college is available in same campus/city and run by the same management.
(3) Colleges running PG program require additional staff, beds & other requirements as per the PG Regulations - 2000.

6/3/18
Date



PRINCIPAL
SRI SUDARSHAN
KAKINADA, A.P., INDIA


Signatures of the Assessors

Signatures of Dean/Principal

3.15 Details of Faculty/Residents not counted/accepted.

(Only faculty/residents who signed attendance sheet before 11:00 am on the first day of assessment should be verified. (In case of Junior Residents/Senior Residents on night duty, 12:00 noon.) No verification of Declaration forms should be done for the faculty/residents coming after 11:00 am of the first day of assessment)

Sr. No	Name	Designation	Department	Remarks/Reasons for Not Considering
01	Dr. P. Uma Maheswara Rao	Associate Professor	Forensic Medicine	Personal leave - marriage
02	Dr. G.S. Charles	Epidemiologist	SPM	Only MBBS, No MD. Hence not considered
03	Dr. Jayaram	Assistant Professor	Orthopedics	No SR ship, newly passed out. Hence not accepted
04	Dr. Sudhakar	Assistant Professor	Orthopedics	No SR ship, newly passed out. Hence not accepted
05	Dr. K. Srinivasa Rao	Assistant Professor	Orthopedics	On Medical Leave. Hence not accepted

3.16 1) Deficiency of Teaching Faculty: 10.83% (22/203)

2) Deficiency of Resident doctors: 0.98% (01/ 111)

Signatures of the Assessors

[Handwritten signatures]

[Handwritten signature]
Dr. U.S. Misal

[Handwritten signature]
Date

[Handwritten signature]

PRINCIPAL
Sri Sree Medical College
CANADA
[Handwritten signature]
Signatures of Dean/Principal

Summary of Assessment

1. The Rangaraya Medical College (College Name), is run by Government/ Trust/Society/Company
2. The college has got LOP from GOI/MCI with intake of 200 seats for last academic year 2017-18.
3. Type of assessment: Regular No. of seats: 200
4. PG courses : Yes/ No
5. Deficiency of teaching staff if any:
 Shortage of teaching faculty is 10.83% (22/203)
 Deficiency of resident doctors if any:
 Shortage of resident doctors is 0.98%(01/111)
6. Deficiency of the infrastructure of college and hospital If any: Pl. mention category wise;
 College has good clinical facility, teaching areas.
 Teaching staff posts vacant in Psychiatry department, Forensic Medicine, Dental department and Orthopedic departments to be filled
7. Deficiency of clinical material If any: Pl mention category wise;
 In the ENT department, Audiologist available, Audiometry room is with non functioning A/C
8. Any other Remarks - NIL

Signatures of the Assessors

[Handwritten Signature]
 DAM. V. Suresh

[Handwritten Signature]
 Dr. U.S. Misal


[Handwritten Signature]
 Dr. K. Sahu
 6/3/18
 Date

[Handwritten Signature]
 06/3/18

Signatures of Dean/Principal

PRINCIPAL
 Rangaraya Medical College
 RAJAHMUNDRY, A.P., INDIA
[Handwritten Signature]

158598
15-02-18



MEDICAL COUNCIL OF INDIA

STANDARD INSPECTION FORM

FORM - C

On the

Final M.B.B.S. Examination of
DR NTR UNIVERSITY OF HEALTH SCIENCES
AP VIJAYAWADA.

In the subject of

General Surgery

held at

Rangaraya Medical College,

Place: Kakinada, East Godavari District, AP.

B.K.D.

Dr. B.K. Das
Co-ordinator

N.M.

Dr. Narendra Nath Mukhopadhyay
Date : 14.02-2018

R.M.
14/2/18
Dr R Mahalakshmi
PRINCIPAL
(DEAN)
Rangaraya Medical College
KAKINADA, A.P., INDIA

1. Date of Inspection : 14TH February, 2018
2. Names of Inspectors : 1. Dr. B.K. Das, Professor
Dept. of Paediatrics,
Institute of Medical Sciences
BHU, Varanasi, Uttar Pradesh
Mob:- 9451843661
Email: profbkdas@yahoo.co.in

2. Dr.Narendra Nath Mukhopadhyay

Professor, Dept., of Surgery,
Burdwan Medical College,
Burdwan, West Bengal.
Mob.9732379265
Email – narendranath.mukherjee@yahoo.co.

3. Date of last Inspection/Visitation : 10.04.2017
4. Names of last Inspector/Visitors : Dr Bharat Jain
Dr M Srinivas
Dr Rabindranath Saha
V P Rakhamode


Defects pointed out in the last inspection/visitation if any	Remarks by the University
NIL	NIL


A. Scheme of Examination

1.	Theory	Marks allotted-
	Paper I	60
	Paper II	60
	Viva	20
2.	Clinical/practical	100
3.	Internal Assessment	
	Theory	30
	Clinical / Practical	30

300


Dr. B.K. Das
Co-ordinator


Dr.Narendra Nath Mukhopadhyay
Date : 14.02-2018


Dr R Mahalakshmi
Principal
Burdwan Medical College
KAKINADA., A.P., INDIA

Minimum marks for Passing the Exam.:- 50% Separately for theory , theory + Viva, Clinical and Grand Total . 35% for Internal Assessment to appear in the final examination .

B. Theory

1. Theory paper

Subject

Time for the paper (1 copy of each of the papers may be attached).

Paper I

General Surgery
Including Orthopaedics)

3.00 HRS

Paper II

General Surgery

3.00 HRS


2. Dates on which conducted : 22/01/2018 and 23/02/2018
3. Where conducted : Examination Halls, RMC Kakinada.
4. Invigilation arrangements : Satisfactory
(As per university Instructions).
5. No. of candidates appeared : 193
6. Papers setters : Confidential and done by Dr
NTRUHS VIJAYAWADA.


Name & qualification	Designation	Experience as Examiner
Paper is set by Dr NTR University of Health Sciences, Vijayawada	NA	NA


Remarks by the Inspectors/Visitors regarding

a) Nature of the questions.

- Long Answer : 10 x 04 = 40 Marks
- Short Answer : 12 x 04 = 48 Marks
- Brief Answer : 16 X 02= 32 Marks


Dr. B.K. Das
Co-ordinator


Dr. Narendra Nath Mukhopadhyay
Date : 14.02-2018


Dr R Mahalakshmi
(DEAN) Nagaraya Medical College
KAKINADA., A.P., INDIA

b) Do they cover the whole field of prescribed curriculum

-Yes

c) What is the standard displayed in the answers : **Can not be commented as the answer sheets are checked in the University confidential section**

d) What is the nature of assessment. :- The answer sheet are coded and Central evaluation is done in the university

e) What is the minimum percentage necessary for passing the theory examination — 50%

f) What percentage of marks obtained at periodical examinations conducted during the course is carried forwarded to the final examination. NA

g) Method of assessment of examination conducted : During the course of study to be clearly stated. - **Three Internal examinations (50% for marks obtained in 6th semester + 8th semester, and 50% marks obtained in 9th semester)**

h) How has it influenced the result at the final examination: **35% marks are required to appear in the final examination. However, such a student has to score more than 50% marks in the final examination to score to aggregate of 50%.**

II. Practical/clinical


How is the practical examination conducted give details.


Does the practical cover the different branches of the subject? YES


a) Time allotted for section.

Long case – 30 minutes for examination and 10 minutes for discussion

Short case (02) 20 minutes for examination and 10 minutes for discussion


Dr. B.K. Das
Co-ordinator


Dr. Narendra Nath Mukhopadhyay
Date : 14.02-2018


Dr R Mahalakshmi
(DEAN) **NCIPAE**
raya Medical College
KAKINADA., A.P., INDIA.

b) Examiners

	Names & qualification	Designation	Experience as examiner
Internal	Dr P Venkata Buddha MS (GS) From 09.02.18 to 17.02.18	Professor Rmc Kakinada	21 Years
	Dr D Abhivardhan MS(GS) From 09.02.18 to 10.02.18	Professor Rmc Kakinada	20 Years
	Dr N Srinivasa Rao, MS(GS) From 11.02.18 to 12.02.18	Professor Rmc Kakinada	16 Years
	Dr K S Satyavani, MS(GS) From 14.02.18 to 17.02.18	Assoc Prof Rmc Kakinada	12 Years
	Dr Y Nageswara Rao MS (Ortho)	Professor of Orthopaedics RMC Kakinada	21 Years
External	09.02.18 to 12.02.18 I.Dr. Alli M MS (Surgery)	Professor Madras Medical College, Chennai	13 Years
	09.02.18 to 17.02.18 Dr K Sanatha Kumar MS (GS)	Professor Stanely Medical College, Chennai	18 Years
	09.02.18 to 12.02.18 Dr K Bramhachary MS (Orthopaedics)	Professor Of Orthopaedics Shadan Medical College Hyderabad	21 Years
	14.02.18 to 17.02.18 Dr P L Srinivas MS (Orthopaedics)	Associate Professor of Orthopaedics Osmania Medical College Hyderabad	13 Year
	14.02.18 to 17.02.18 Dr G Satyapriya MS (General Surgery)	Professor of Surgery, Chengalpattu Medical College, Changalpattu	12 Years

Dr. B.K. Das
Co-ordinator

Dr.Narendra Nath Mukhopadhyay
Date : 14.02-2018

Mahalakshmi
14/2/18
DR R Mahalakshmi
(DEAN)
Sri Venkateswara Medical College
KAKINADA, A.P., INDIA.

Mode & conduct of practical.

Is it in batches or otherwise. : In batches of 24 / 25 each day

c) Are there other centers where the Examination is conducted by the same University? No

If so, where? NA

i) Do the same examiners conduct the examination in other centers too? - NA.

ii) If not what steps are taken to ensure uniformity of standard. : NA

d) Date of Examination

09.02.2018 to 12.02.2018 & 14.02.2018 to 17.02.2018

e) Date and time when the examination was inspected. : 14th February, 2018
9.00 AM To 1.00PM

f) Are the invigilation arrangements satisfactory? -Yes

g) No. of candidates appeared. 24

h) Number & type of questions (a copy of the question paper may be attached)
No printed papers are set for practical examination.

j) What the minimum percentage is of required for passing. 50%


Clinical

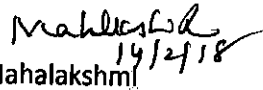
1. Date of Examination.

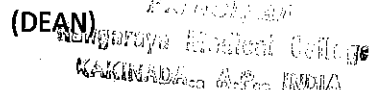
09.02.2018 to 12.02.2018 & 14.02.2018 to 17.02.2018

2. Date & time when the examination was inspected. : 14th February, 2018
9.00 AM To 1.00PM


Dr. B.K. Das
Co-ordinator


Dr. Narendra Nath Mukhopadhyay
Date : 14.02-2018


Dr R Mahalakshmi
(DEAN)


Newjyotsna Medical College
KAKINADA, A.P., INDIA

3. Are the invigilation arrangements satisfactory? : Yes
4. No. of candidates appeared.: 24
5. Long cases : 01
6. Type of cases given (list may be attached Annexure) enclosed
7. Time allotted for study of the case. Long case- 30 min.

8. Nature of Discussion of case by the candidate : Case sheet writing, presentation (10 marks), demonstration of physical signs (15 marks), Investigations (5 marks), approach to diagnosis (10 marks) and management of the case(10 marks).

9. Time of discussion - 10 min.


10. Was the discussion fair, searching and sufficient practical?


YES.

Short Cases

1. Type of cases given (List may be attached).
-Gen. Surgery 02, Orthopedics 01.
2. How many cases were given to each candidate? - 03
3. How long did examination in short cases last for each Candidate?
-10 min for each case
4. Standard displayed by the candidates in general in the clinical part of the examination. : **Satisfactory**
5. How was the assessment done? : Demonstration of clinical findings and its interpretation (10 marks), investigation, diagnosis (10 marks) and management (5 marks).


Dr. B.K. Das
Co-ordinator


Dr. Narendra Nath Mukhopadhyay
Date : 14.02-2018


Dr R Mahalakshmi
(DEAN)
Sri Venkateswara Medical College
KAKINADA, A.P., INDIA


6. Was it done jointly by more than one Examiner?
- Jointly by one external and one internal examiners
7. How many marks are allotted for clinical examination?
50 Marks (25 marks each)
8. What is the minimum percentage for passing the clinical part?
- **Marks added to the long case marks and 50% of the total is taken as passing marks .**
9. Are marks obtained in any other part of the examination added on to that obtained in the clinical examination? : No
10. Are marks given for clinical works done in the wards added on to the marks obtained in the clinical examination? : No
11. If so, to what extent? : NA
12. How has it influenced the result at the final examination? : NA


(Method of assessment of clinical work in the wards may be clearly stated).

VIVA-VOICE

1. What did it consist of :
(Give extent of coverage of Subject)
**Gen. Surgery : Instruments, operations (5 marks), x-rays (5 marks),
Surgical Pathology(5 marks) and Orthopedics (5 marks)**
2. How was it conducted? :- **each candidate to appear in 2 tables before pair of examiners (One Internal and One External)**


Dr. B.K. Das
Co-ordinator


Dr. Narendra Nath Mukhopadhyay
Date : 14.02-2018


Dr R Mahalakshmi
(DEAN) **PRINCIPAL**
Rangaraya Medical College
KAKINADA, A.P., INDIA.

3. What was the standard? :- Satisfactory
4. What was the nature of assessment? :- Both Objective and subjective
5. Was it done jointly by more than one examiner? :- Yes
6. How are the marks obtained in different parts of the examination grouped?
-The marks given by the examiners are added to a final of 20 marks.
7. What is the minimum for passing in each and in the grand total?
50% Separately for theory , theory + Viva, Clinical and Grand Total . 35% for Internal Assessment to appear in the final exam .

1. Results for the last three years.	2015	2016	2017
2. No. of students appeared? :	153	158	152
3. No. of students passed? :	149	145	147
Percentage	97.38	91.77	96.71

11. Other remarks if any. :

The clinical examination is conducted in two slot with separate pairs of internal as well as external examiners (8 to 11 January and 15 to 16 January 2018)

Conclusions :


Was the examination conducted satisfactorily? Yes

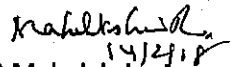
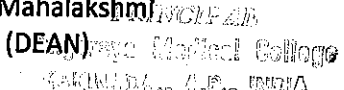
Observations of the assessors are to be made in assessment report only.


Was the standard sufficient for the M.B.B.S. examination as required by Regulations of the Medical Council of India? Yes

Observations of the assessors are to be made in assessment report only


Dr. B.K. Das
Co-ordinator


Dr. Narendra Nath Mukhopadhyay
Date : 14.02-2018


Dr R Mahalakshmi
(DEAN) 



MEDICAL COUNCIL OF INDIA
STANDARD INSPECTION FORM

FORM - C

On the

Final M.B.B.S. Examination of Dr.NTR University

In the subject of

Pediatrics

held at

Rangaraya Medical College

Place Kakinada, East Godavari District Andhra Pradesh

B. K. Das
Dr. B.K. Das
Co-ordinator

N. N. Mukhopadhyay
Dr. Narendra Nath Mukhopadhyay
Date : 14.02.2018

Mahalakshmi
14/2/18
Dr R Mahalakshmi
(DEAN)
Rangaraya Medical College
KAKINADA, A.P., INDIA


1. Date of Inspection : 14TH February, 2018
2. Names of Inspectors : 1. Dr. B.K. Das, Professor
Dept. of Paediatrics,
Institute of Medical Sciences
BHU, Varanasi, Uttar Pradesh
Mob:- 9451843661
Email: profbkdas@yahoo.co.in


2. Dr.Narendra Nath Mukhopadhyay

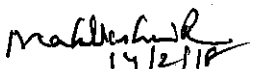
Professor, Dept., of Surgery,
Burdwan Medical College,
Burdwan, West Bengal.
Mob.9732379265
Email – narendranath.mukherjee@yahoo.co.

3. Date of last Inspection/Visitation : 10.04.2017
4. Names of last Inspector/Visitors : Dr Bharat Jain
Dr M Srinivas
Dr Rabindranath Saha
V P Rakhamode

Defects pointed out in the last inspection/visitation if any	Remarks by the University
NIL	NIL


Dr. B.K. Das
Co-ordinator


Dr.Narendra Nath Mukhopadhyay
Date : 14.02-2018


Dr R Mahalakshmi
Principal
(DEAN)ya Medical College,
RAKINADA., A.P., INDIA


A. Scheme of Examination


	Marks allotted	MCI-12(c)
1. Theory	40	
2. Clinical/practical	30	
3. Oral	10	
Internal assessment	Theory 10 Clinical 10	

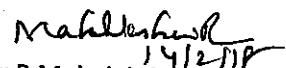
1. Minimum marks for Passing the Exam. ? 40% in Final Theory, 50 % separately in final theory + viva, clinical and grand total. 35 % in internal assessment to appear in final exam

B. Theory

- | 1. Theory paper | Subject | Time for the paper (1 copy of each of the papers may be attached). |
|-----------------|------------|--|
| Paper I | Pediatrics | 2 Hours |
2. Dates on which conducted : 29-01-2018
3. Where conducted :Rangaraya Medical College, Kakinada
4. Invigilation arrangements : Satisfactory (as per university instructions)
5. No. of candidates appeared : 193


Dr. B.K. Das
Co-ordinator


Dr. Narendra Nath Mukhopadhyay
Date : 14.02-2018



Dr R Mahalakshmi
Rangaraya Medical College
KAKINADA, A.P., INDIA


6. Papers setters

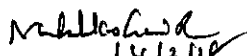
Name & qualification	Designation	Experience as Examiner
Confidential by NTRUHS, Vijayawada	NA	NA

Remarks by the Inspectors/Visitors regarding

- a) Nature of the questions –
 Long Answer 1x10=10
 Short Answer 5x4 =20
 Ultra Short Answer 5x2= 10
- b) Do they cover the whole field of prescribed curriculum - YES
- c) What is the standard displayed in the: Can not be commented as the Answers sheets are checked in the University confidential section answers.
- d) What is the nature of assessment : The answer sheets are coded and central evaluation is done in the University
- e) What is the minimum percentage necessary for passing the theory examination – 50%
- f) What percentage of marks obtained at periodical examinations conducted during the course is carried forwarded to the final examination. - 20%


 Dr. B.K. Das
 Co-ordinator


 Dr. Narendra Nath Mukhopadhyay
 Date : 14.02-2018


 Dr R Mahalakshmi
 DEAN
 Mahalakshmi Medical College
 KAKINADA, A.P., INDIA

g) Method of assessment of examination conducted

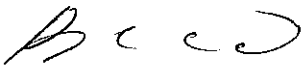
During the course of study to be clearly stated – Three Internal examinations in theory and one internal examination in clinical. The marks are averaged.


a) Examiners

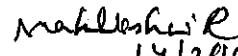
	Names & qualification	Designation	Experience as examiner
Internal	1) Dr.D.MANIKYAMBA MD.(Paediatrics)	Professor & HOD, RMC, Kakinada.	15 Years
	2) Dr.N.Madhavi, MD.(Paediatrics)	Professor, RMC, Kakinada	13 Years
External 09-02-2018 to 17-02-2018)	1) Dr.Kodanda Pani, MD.(Paediatrics)	Professor, Osmania Medical College, Hyderabad.	14 Years
09-02-2018 to 12-02-2018	Dr.Mettu Padeep Reddy, MD (Paediatrics).	Associate Professor, ,ESIC Medical College, Sanathnagar, Hyderabad.	12 years
(14-02-2018 to 17- 02-2018)	Dr.Chandra Mohan, MD. (Paediatrics)	Assistant Professor, Osmania Medical College, Hyderabad.	06 Months

Mode & conduct of practical.

Is it in batches or otherwise. Yes, 24-25 students are examined each day


Dr. B.K. Das
Co-ordinator


Dr.Narendra Nath Mukhopadhyay
Date : 14.02-2018


14/2/18
Dr R Mahalakshmi
Principal
Bangoban Medical College
KAKINADA, A.P., INDIA

b) Are there other centers where the Examination is conducted by the same University? - NA

If so, where? :- NA

h) Do the same examiners conduct the examination in other centers too?

NA

ii) If not what steps are taken to ensure uniformity of standard. NA

d) Date of Examination : 09-02-18 to 12-02-2018,
14-02-18 to 17-02-2018

e) Date and time when the examination was inspected.

14-02-2018 09.00 AM TO 01.00 PM

f) Are the invigilation arrangements satisfactory?

Yes


g) No. of candidates appeared.


24.

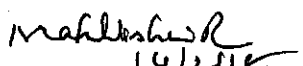
h) Number & type of questions (a copy of the question paper may be attached)
No Printed papers are set for practicals

i) What is the minimum percentage of required for passing.

50%


Dr. B.K. Das
Co-ordinator


Dr. Narendra Nath Mukhopadhyay
Date : 14.02-2018


Dr R Mahalakshmi
14/2/18
DEAN, Medical College
KAKINADA, A.P., INDIA

Clinical

1. Date of Examination.

09-02-18 to 12-02-2018,

14-02-18 to 17-02-2018

2. Date & time when the examination was inspected.

14-02-2018 to 17-02-2018

3. Are the invigilation arrangements satisfactory?

Yes

4. No. of candidates appeared.

24

5. Long cases

1 per candidate

6. Type of cases given (list may be attached)

Yes

7. Time allotted for study of the case.

Long case - 45 mints

Short case - 20 mints

8. Nature of Discussion of case by the candidate

Case sheet writing, Presentation, Demonstration of physical signs, Interpretation of physical signs, interpretation of laboratory data, approach to laboratory data, approach to diagnosis and management of the case.

9. Time of discussion

15 mints

Dr. B.K. Das

Co-ordinator

Dr. Narendra Nath Mukhopadhyay

Date : 14.02-2018

Dr R Mahalakshmi

Principal
Mahalakshmi Medical College

KAKINADA, A.P., INDIA

9. Was the discussion fair, searching and sufficient practical?
Yes

Short Cases

1. Type of cases given (List may be attached).

Newborn cases list attached

2. How many cases were given to each candidate?

One

3. How long did examination in short cases last for each Candidate?

10 mints

4. Standard displayed by the candidates in general in the clinical part of the examination.

Satisfactory

5. How was the assessment done?

Demonstration of clinical findings and its interpretation.

6. Was it done jointly by more than one Examiner?

Jointly by one external & one internal

7. How may marks are allotted for clinical examination?

Long case - 15, Short case - 10 & Spotters - 5

8. What is the minimum percentage for passing the clinical part?

50 %

9. Are marks obtained in any other part of the examination added on to that obtained in the clinical examination?

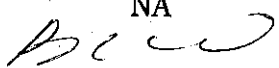
No


10. Are marks given for clinical works done in the wards added on to the marks obtained in the clinical examination?

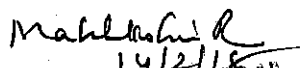
No

11. If so, to what extent?

NA


B.K. Das
Co-ordinator


Dr. Narendra Nath Mukhopadhyay
Date : 14.02-2018


Dr R Mahalakshmi
(DEAN)
Bengaluru Medical College
KAKINADA, A.P., INDIA

12. How has it influenced the result at the final examination?

NA

(Method of assessment of clinical work in the wards may be clearly stated).

VIVA-VOICE

2. What did it consist of

(Give extent of coverage of subject)

Instruments , Xrays , drugs , Vaccines and nutrition, emergency in Pediatrics including Neonatal Resuscitation.

3. How was it conducted?

Each candidate appears before all 4 examiners

4. What was the standard?

Satisfactory

5. What was the nature of assessment?

Objective

6. Was it done jointly by more than one examiner?

Yes

7. How are the marks obtained in different parts of the examination grouped?


The marks given by examiners are added to a final of 10 marks


8. What is the minimum for passing in each and in the grand total? 40% in Final Theory, 50 % separately in final theory + viva, clinical and grand total .

35 % in internal assessment to appear in final exam

1. Results for the last three years.	2015	2016	2017
2. No. of students appeared? :	153	158	152
3. No. of students passed? :	149	145	147
(%)	97.38	91.77	96.71


Dr. B.K. Das
Co-ordinator


Dr. Narendra Nath Mukhopadhyay
Date : 14.02-2018


Dr R Mahalakshmi
(DEAN)
PRINCIPAL
Bangaaraya Medical College
KAKINADA, A.P., INDIA

4. Other remarks if any. -----

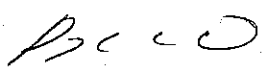
Conclusions :


Was the examination conducted satisfactorily? **YES**


Observations of the assessors are to be made in assessment report only.


Was the standard sufficient for the M.B.B.S. examination as required by Regulations of the Medical Council of India? **YES**

Observations of the assessors are to be made in assessment report only.


Dr. B.K. Das
Co-ordinator


Dr. Narendra Nath Mukhopadhyay
Date : 14.02-2018


14/2/18
Dr R Mahalakshmi
(DEAN
Maharaja Medical College
KAKINADA, A.P. INDIA



MEDICAL COUNCIL OF INDIA

STANDARD INSPECTION FORM

FORM - C

On the

Final M.B.B.S. Examination of

DR NTR UNIVERSITY OF HEALTH
SCIENCES, VIJAYAWADA

In the subject of

Obstetrics & Gynecology

held at

Rangaraya Medical College

Place: Kakinada, East Godavari District, AP

B. K. Das
Dr. B.K. Das
Co-ordinator

J. N. Mukhopadhyay
Dr. Narendra Nath Mukhopadhyay
Date: 14.02.2018

Mahalakshmi R
14/2/18
Dr. R Mahalakshmi
(DEAN)
PRINCIPAL
Rangaraya Medical College
KAKINADA, A.P., INDIA.

1. Date of Inspection : 14 February, 2018
2. Names of Inspectors : 1. Dr. B.K. Das, Professor
Dept. of Paediatrics,
Institute of Medical Sciences
BHU, Varanasi, Uttar Pradesh
Mob:- 9451843661
Email: profbkdas@yahoo.co.in

2. Dr. Narendra nath Mukhopadhyay,
Professor,
Deptt.of Surgery
Burdwan Medical College,
Burdwan, West Bengal.

Mob - 09732379265

Email - narendranath.mukherjee@yahoo.com

Date of last Inspection/Visitation : 10.04.2017


4. Names of last Inspector/Visitors : Dr Bharat Jain
Dr M Srinivas
Dr Rabindranath Saha
V P Rakhmode

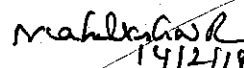
Defects pointed out in the last inspection/visitation if any	Remarks by the University
NIL	NIL

A. Scheme of Examination

- | | |
|-----------|-----------------|
| 1. Theory | Marks allotted- |
| Paper I | 40 |
| Paper II | 40 |
| Viva | 30 |


Dr. B.K. Das
Co-ordinator


Dr. Narendra Nath Mukhopadhyay
Date : 14.02.2018


Dr. R Mahalakshmi
(DEAN)
PRINCIPAL
Kangaraya Medical College
KAKINADA, A.P., INDIA.

2.	Clinical/practical	50
3.	Internal Assessment	
	Theory	20
	Clinical / Practical	20

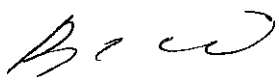
		200


Minimum marks for Passing the Exam:- Minimum 40% in final theory, 50% separately in final theory + viva, Clinical and Grand Total . 35% in Internal Assessment separately for theory and clinical to appear in the final examinations.

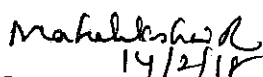
B. Theory

1. Theory paper	Subject	Time for the paper (1 copy of each of the papers may be attached).
Paper I	Obstetrics including social obstetrics	2.00 HRS
Paper II	Gynecology, family welfare and Demography	2.00 HRS

2. Dates on which conducted : 25/01/2018 and 27/01/2018
3. Where conducted : Rangaraya Medical College, Kakinada.
4. Invigilation arrangements : Satisfactory
(As per university instructions)
5. No. of candidates appeared : 193
6. Papers setters : Confidential and done by the Dr NTRUHS
Vijayawada.


Dr. B.K. Das
Co-ordinator


Dr. Narendra Nath Mukhopadhyay
Date : 14.02.2018


Dr. R Mahalakshmi
(DEAN)
PRINCIPAL
Rangaraya Medical College
KAKINADA, A.P., INDIA


Name & qualification	Designation	Experience as Examiner
Paper is set by Dr NTR University of Health Sciences, Vijayawada	NA	NA

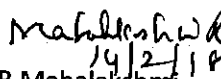
Remarks by the Inspectors/Visitors regarding

- a) Nature of the questions.
- | | | | |
|---------------|---|---------|------------|
| Long Answer | : | 2 x 10 | = 20 Marks |
| Short Answer | : | 10 X 4 | = 40 Marks |
| Brief Answers | : | 10 x 02 | =20 Marks |
- b) Do they cover the whole field of prescribed curriculum -Yes
- c) What is the standard displayed in the : Can not be commented as the answer sheets are checked in the University confidential section answers.
- d) What is the nature of assessment? The answer sheet are coded and Central evaluation is done in the university
- e) What is the minimum percentage necessary For passing the theory examination — 50%
- f) What percentage of marks obtained at periodical examinations conducted during the course is carried forwarded to the final examination. 20 %

Method of assessment of examination conducted :


Dr. B.K. Das
Co-ordinator


Dr. Narendra Nath Mukhopadhyay
Date : 14.02.2018


Dr. R Mahalakshmi
(DEAN)
PRINCIPAL
Jangaraya Medical College
KAKINADA, A.P., INDIA.

During the course of study to be clearly stated. - Two theory and one clinical examinations and the marks are averaged.

- g) How has it influenced the result at the final examination : 35% marks are required to appear in the final examination. However, such a student has to score more than 50% marks in the final examination to score to aggregate of 50%.

II. Practical/clinical

How is the practical examination conducted give details.

Does the practical cover the different branches of the subject? YES

- a) Time allotted for section.

Long case – 30 minutes for examination and 10 minutes for discussion

- b) Examiners

	Names & qualification	Designation	Experience as examiner
Internal	Dr. S Lavanya Kumari MD (OBG) Rangraya Medical College, Kakinada	Professor	15 Years
	Dr. Y Anuraghamayi, MD (OBG) Rangraya Medical College, Kakinada	Associate Professor	13 Years
External 09-2-2018 to 12-2-2018	Dr. D Anuradha MD (OBG)	Associate Professor Kamineni Insti- tute of Medical. Sciences, Narketpalli	06 Years
	Dr. M. Nagalakshmi MD (OBG)	Associate Professor	09 Years

B. K. Das
Dr. B.K. Das
Co-ordinator

N. N. Mukhopadhyay
Dr. NarendraNath Mukhopadhyay
Date : 14.02.2018

M. R. Mahalakshmi
Dr. R Mahalakshmi
(DEAN)
PRINCIPAL
Rangraya Medical College
KAKINADA., A.P., INDIA

14-2-2018 to 17-2-2018	Dr Asha Rani, MD (OBG)	Assoc Professor Vijayanagar Institute of Medical Sciences, Bellary	2 Years
	Dr P Sridevi, MD (OBG)	Asst Professor Osmania Medical College Hyderabad	3 Years

Mode & conduct of practical.

Is it in batches or otherwise.

In batches 24-25 each day

c) Are there other centers where the
Examination is conducted by the same University? No

If so, where?- NA

i) Do the same examiners conduct the examination in other centers too? -NA.


ii) If not what steps are taken to ensure uniformity of standard. : NA
Conducted by same University (NTR UHS, Vijayawada) under uniform
guidelines

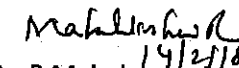
d) Date of Examination.
09/02/2018 to 12/02/2018 & 14/02/2018 to 17/02/2018

e) Date & time when the examination was inspected. : 14th February, 2018
9.00 AM To 1.00PM

f) Are the invigilation arrangements satisfactory?- Yes


Dr. B.K. Das
Co-ordinator


Dr. Narendra Nath Mukhopadhyay
Date: 14.02.2018


Dr. R Mahalakshmi
(DEAN)
PRINCIPAL
Bhargava Medical College
KAKINADA, A.P., INDIA

- g) No. of candidates appeared. 24
- h) Number & type of questions (a copy of the question paper may be attached)
No printed papers are set for practical examination.
- i) What the minimum percentage is of required for passing. 50%

Clinical

1. Date of Examination.
09/02/2018 to 12/02/2018 & 14/02/2018 to 17/02/2018
2. Date & time when the examination was inspected. : 14th February, 2018
9.00 AM To 1.00PM
3. Are the invigilation arrangements satisfactory? : Yes
4. No. of candidates Appeared 24
5. Long cases : 02 (1 for Obstetrics & 1 for Gynaecology)
6. Type of cases given (list may be attached annexure) Annexed
7. Time allotted for study of the case. 30 Minutes each case
8. Nature of Discussion of case by the candidate : Case sheet writing and presentation, demonstration of physical signs Investigations and approach to diagnosis and management of the case.

B. K. Das
Dr. B.K. Das
Co-ordinator

SN
Dr. NarendraNath Mukhopadhyay
Date : 14.02.2018

Mahalakshmi
14/2/18
Dr. R Mahalakshmi
(DEAN)
PRINCIPAL
Bangaraya Medical College
KAKINADA., A.P., INDIA

9. Time of discussion 10 min. for each case.

10. Was the discussion fair, searching and sufficient practical? YES.

Short Cases

1. Type of cases given (List may be attached).
2. How many cases were given to each candidate? - NIL
2. How long did examination in short cases last for each Candidate? - N A
3. Standard displayed by the candidates in general in the clinical part of the examination. : NA
4. How was the assessment done? : NA
5. Was it done jointly by more than one Examiner?
- Jointly by one external and one internal examiners
6. How many marks are allotted for clinical examination?
25 Marks for each case (Total 50 marks)
7. What is the minimum percentage for passing the clinical part? 50%
8. Are marks obtained in any other part of the examination added on to that obtained in the clinical examination? : No
9. Are marks given for clinical works done in the wards added on to the marks obtained in the clinical examination? : No
10. If so, to what extent? : NA
11. How has it influenced the result at the final examination? : NA

(Method of assessment of clinical work in the wards may be clearly stated).

B. K. Das

Dr. B.K. Das
Co-ordinator

Dr. Narendra Nath Mukhopadhyay
Dr. Narendra Nath Mukhopadhyay
Date : 14.02.2018

Dr. R Mahalakshmi
14/2/18
Dr. R Mahalakshmi
PRINCIPAL
Rangaraya Medical College
KAKINADA, A.P., INDIA

VIVA-VOICE

1. What did it consist of

(Give extent of coverage of Subject) :

Obstetrics (10 marks)

Gynaecology (10 marks)

Case record (10 marks)

2. How was it conducted? :- each candidate of appear before two examiners
(One Internal and One External)

3. What was the standard? :- Satisfactory

4. What was the nature of assessment? :- Both Objective and subjective


5. Was it done jointly by more than one examiner? :- Yes


6. How are the marks obtained in different parts of the examination grouped?
-The marks given by the examiners are added to a final of 30 marks.

7. What is the minimum for passing in each and in the grand total?
Minimum 40% in final theory, 50% each in Final Theory + Viva, Final Clinical
and Grand Total.

8. Results for the last three years.	2015	2016	2017
9. No. of students appeared? :	153	158	152
10.No. of students passed? : (%)	149 97.38	145 91.77	147 96.71


Dr. B.K. Das
Co-ordinator


Dr. Narendra Nath Mukhopadhyay
Date : 14.02.2018


Dr. R Mahalakshmi
(DEAN) PAB
Bangaaray Medical College
KAKINADA, A.P., INDIA

11. Other remarks if any. :

The clinical examination is conducted in two slot with separate pairs of external examiners (9th to 12th February and 14th to 17th February, 2018)
The internal examiners were same.

Conclusions :


Was the examination conducted satisfactorily? Yes

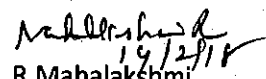
Observations of the assessors are to be made in assessment report only.


Was the standard sufficient for the M.B.B.S. examination as required by Regulations of the Medical Council of India? **Yes**

Observations of the assessors are to be made in assessment report only


Dr. B.K. Das
Co-ordinator


Dr. Narendra Nath Mukhopadhyay
Date : 14.02.2018


Dr. R Mahalakshmi
(DEAN)
PRINCIPAL
Bangaraya Medical College
KAKINADA, A.P., INDIA.



MEDICAL COUNCIL OF INDIA

STANDARD INSPECTION FORM

FORM - C

On the

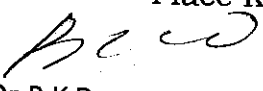
Final M.B.B.S. Examination of Dr NTR University of Health Sciences, A.P.
Vijayawada

In the subject of

General Medicine

held at

Rangaraya medical College,
Place Kakinada, East Godavari District, A.P.


Dr B K Das
Co-ordinator


Narendra Nath Mukhopadhyay

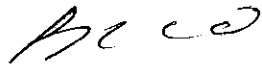
Date : 14.02.2018



Dr R Mahalakshmi

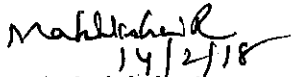
Dean
PRINCIPAL
Rangaraya Medical College
KAKINADA, A.P., INDIA

1. Date of Inspection : 14.02.2018
2. Names of Inspectors : Dr.B.K.Das,
Professor, Dept., of Paediatrics,
Institute of Medical Sciences,
BHU, Varanasi, Uttar Pradesh.
Mob.9451843661
Email: profbkdas@yahoo.co.in
- Dr.Narendra Nath Mukhopadhyay
Professor, Dept., of Surgery,
Burdwan Medical College,
Burdwan, West Bengal.
Mob.9732379265
Email – narendranath.mukherjee@yahoo.co.in
3. Date of last Inspection/Visitation : 10.04.2017
4. Names of last Inspector/Visitors : Dr Bharat Jain
Dr M Srinivas
Dr Rabindranath Saha
V P Rakhamode

Defects pointed out in the last Inspection / vision if any	Remarks by the University
N I L	N I L


Dr B K Das
Co-ordinator


Narendra Nath Mukhopadhyay
Date : 14.02.2018


Dr R Mahalakshmi
Dean
Sangaraya Medical College
KAKINADA, A.P., INDIA

A. Scheme of Examination

	Marks allotted
1. Theory	
Paper I	60
Paper II	60
2. Clinical/practical	100
3. Oral	20
4. Internal Assesement Theroy/Clinical /Practical	60
Grand Total	300

Minimum marks for Passing the Exam :- 40% in final theory, 50% Separately for final theory+ Viva, clinical and grand Total. 35% in Internal Assessment to appear in the final exam

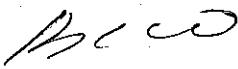
B. Theory


1. Theory paper Subject Time for the paper (1 copy of each of the papers may be attached).

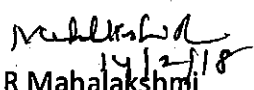
Paper. 1 General Medicine 3 Hours

Paper 2 General Medicine 3 Hours

2. Dates on which conducted : 19.01.2018 & 20.01.2018
3. Where conducted : Rangaraya Medical College, Kakinada
4. Invigilation arrangements : Satisfactory
As per University
5. No. of candidates appeared: : 193
6. Papers setters : Confidential and done by the NTR UHS,
Vijayawada


Dr B K Das
Co-ordinator


Narendra Nath Mukhopadhyay
Date : 14.02.2018


Dr R Mahalakshmi
Dean


Rangaraya Medical College
KAKINADA, A.P., INDIA

Name & qualification	Designation	Experience as Examiner
Paper is sent by NTR UHS, Vijayawada	NA	NA

Remarks by the Inspectors/Visitors regarding

- a) Nature of the questions –
 Long Answer 4x10=40
 Short Answer 12x4 =48
 Ultra Short Answer 16x2= 32
- b) Do they cover the whole field of prescribed curriculum - YES
- c) What is the standard displayed in the: Can not be commented as the Answers sheets are checked in the University confidential section answers.
- d) What is the nature of assessment : The answer sheets are coded and central evaluation is done in the University
- e) What is the minimum percentage necessary for passing the theory examination – 50%
- f) What percentage of marks obtained at periodical examinations conducted during the course is carried forwarded to the final examination. - 20%
- g) Method of assessment of examination conducted
 During the course of study to be clearly stated – Three Internal examinations in theory and one internal examination in clinical. The marks are averaged.


 Dr B K Das
 Co-ordinator


 Narendra Nath Mukhopadhyay
 Date : 14.02.2018


 Dr R Mahalakshmi

PRINCIPAL
 Gangaraya Medical College
 KAKINADA, A.P., INDIA

- h) How has it influenced the result at the final examination - 35 % marks are required to appear in the final examination. However, such a student has to score more than 50 % marks in the final examination to score to aggregate of 50%

II. Practical/clinical

How is the practical examination conducted give details.

Does the practical cover the different branches of the subject - YES

- a) Time allotted for section.


Long Case - 45 minutes for examination and 15 minutes for discussion

Short Case - (02) 20 minutes for examination and 10 minutes each for discussion.

- b) Examiners

	Names & qualification	Designation	Experience as examiner
Internal	Dr.M.V.V.Tirumala Rao, MD (General Medicine)	Professor & HOD Rangraya Medical College, Kakinada	20 years
	Dr.S.S.K.R.bhimeswara Rao, MD(General Medicine)	Professor Rangraya Medical College, Kakinada	16 years
External 09.02.2018 to 17.02.2018	Dr.M.Apppa Rao, MD(General Medicine)	Professor Gitam Medical College, Visakhapatnam	10 years
09.02.2018 to 12.02.2018	Dr M Ranga Raja Rao MD(General Medicine)	Professor, Mamatha Medical College, Khammam	12 Years
14.02.2018 to 17.02.2018	Dr.Sivanarayan Jali MD(General Medicine)	Professor MKCG Medical College, Bherampur	06 years


Dr B K Das
Co-ordinator


Narendra Nath Mukhopadhyay
Date : 14.02.2018


Dr R Mahalakshmi

DEAN
Rangraya Medical College
KAKINADA, A.P., INDIA

Mode & conduct of practical.

Is it in batches or otherwise. In batches of 24/25 per day

c) Are there other centers where the Examination is conducted by the same University? NO


If so, where? - NA

- i) Do the same examiners conduct the examination in other centers too? - NA
- ii) If not what steps are taken to ensure uniformity of standard - NA
Conducted by the same University (NTR UHS) under uniform guidelines
- d) Date of Examination - 09.02.2018 to 17.02.2018
- e) Date and time when the examination was inspected -
14.02.2018 9.00 AM to 1.00 PM.
- f) Are the invigilation arrangements satisfactory - YES
- g) No. of candidates appeared - 24
- h) Number & type of questions (a copy of the question paper may be attached)
No printed papers are sent for practical examination.
- i) What is the minimum percentage of required for passing - 50%

Clinical

1. Date of Examination.
09.02.2018 to 17.02.2018
2. Date & time when the examination was inspected.
14.02.2018 9.00 AM to 1.00 PM.
3. Are the invigilation arrangements satisfactory -YES
4. No. of candidates appeared - 24
5. Long cases - 01


Dr B K Das
Co-ordinator


Narendra Nath Mukhopadhyay
Date: 14.02.2018


Dr R Mahalakshmi

Dean
PRINCIPAL
Bangaraya Medical College
KAKINADA, A.P., INDIA


6. Type of cases given (list may be attached)
7. Time allotted for study of the case.
Long Case – 45 minutes, 15 minutes discussion (1 hour)
8. Nature of Discussion of case by the candidate – Case sheet writing presentation, demonstration of physical signs, Investigations, approach to diagnosis and management of the case.
9. Time of discussion – 15 minutes.
10. Was the discussion fair, searching and sufficient practical – YES

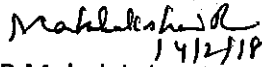
Short Cases

1. Type of cases given (List may be attached).
2. How many cases were given to each candidate - 02
3. How long did examination in short cases last for each Candidate –
20 minutes for examination and 10 minutes for discussion
4. Standard displayed by the candidates in general in the clinical part of the examination – Satisfactory
5. How was the assessment done- Demonstration of clinical findings and its interpretation, investigation, diagnosis and management.
6. Was it done jointly by more than one Examiner

Jointly 1 External & 1 Internal
7. How many marks are allotted for clinical examination
50 marks for long case and 25 marks each for short cases
8. What is the minimum percentage for passing the clinical part - 50%
9. Are marks obtained in any other part of the examination added on to that obtained in the clinical examination – No
10. Are marks given for clinical works done in the wards added on to the marks obtained in the clinical examination - NO


Dr B K Das
Co-ordinator


Narendra Nath Mukhopadhyay
Date : 14.02.2018


Dr R Mahalakshmi
Dean
PRINCIPAL
Sangaraya Medical College
KAKINADA, A.P., INDIA

11. If so, to what extent - NA


12. How has it influenced the result at the final examination - NA


(Method of assessment of clinical work in the wards may be clearly stated).

VIVA-VOICE

1. What did it consist of
(Give extent of coverage of subject)
Interpretation of investigations, X rays, ECG (10 marks)
Medical Emergencies (10 marks)
2. How was it conducted?
1 External & 1 Internal
3. What was the standard - Satisfactory
4. What was the nature of assessment - Both Objective and Subjective
5. Was it done jointly by more than one examiner - YES
6. How are the marks obtained in different parts of the examination grouped?
The marks given by the examiners are added to a final of 20 marks
7. What is the minimum for passing in each and in the grand total?
Minimum 40% in final Theory, 50% separately in final Theory +Viva, Clinical and Grand Total. 35% in Internal Assessment theory and clinical to appear in the final examinations.

8. Results for the last three years.	2015	2016	2017
9. No. of students appeared? :	153	158	152
10. No. of students passed? :	149	145	147
(%)	97.38	91.77	96.71


Dr B K Das
Co-ordinator


Narendra Nath Mukhopadhyay
Date : 14.02.2018


Dr R Mahalakshmi

Dean
PRINCIPAL
Bangaraya Medical College
KAKINADA, A.P., INDIA

11. Other remarks if any.

The clinical examination is conducted in two slot with separate pairs of external examiners (9 to 12 February and 14 to 17 February, 2018)

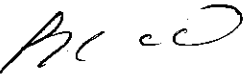
Conclusions :

Was the examination conducted satisfactorily - Yes

Observations of the assessors are to be made in assessment report only.

Was the standard sufficient for the M.B.B.S. examination as required by Regulations of the Medical Council of India - **YES**

Observations of the assessors are to be made in assessment report only.




Dr B K Das
Co-ordinator



Narendra Nath Mukhopadhyay

Date: 14.02.2018



Dr R Mahalakshmi

DEAN
PRINCIPAL

Bangaraya Medical College
NAKINADA, A.P., INDIA.